

For UK order queries: please contact Bookpoint Ltd, 39 Milton Park, Abingdon, Oxon OX14 4TD. Telephone: (44) 01235 400414, Fax: (44) 01235 400454. Lines are open from 9.00–6.00, Monday to Saturday, with a 24-hour message answering service.
Email address: orders@bookpoint.co.uk

For U.S.A. & Canada order queries: please contact NTC/Contemporary Publishing, 4255 West Touhy Avenue, Lincolnwood, Illinois 60646–1975, U.S.A. Telephone: (847) 679 5500, Fax: (847) 679 2494.

Long renowned as the authoritative source for self-guided learning – with more than 30 million copies sold worldwide – the *Teach Yourself* series includes over 200 titles in the fields of languages, crafts, hobbies, and other leisure activities.

British Library Cataloguing in Publication Data

A catalogue entry for this title is available from The British Library.

Library of Congress Catalog Card Number: On file.

First published in UK 1999 by Hodder Headline Plc, 338 Euston Road, London, NW1 3BH.

First published in US 1999 by NTC/Contemporary Publishing, 4255 West Touhy Avenue, Lincolnwood (Chicago), Illinois 60646–1975, U.S.A.

The 'Teach Yourself' name and logo are registered trade marks of Hodder & Stoughton Ltd.

Copyright © 1999 Beverley Kirsch and Silvia Skorge.

In UK: All rights reserved. No part of this publication may be reproduced or transmitted in any form or by any means, electronic or mechanical, including photocopy, recording, or any information storage and retrieval system, without permission in writing from the publisher or under licence from the Copyright Licensing Agency Limited. Further details of such licences (for reprographic reproduction) may be obtained from the Copyright Licensing Agency Limited, 90 Tottenham Court Road, London W1P 9HE.

In US: All rights reserved. No part of this book may be reproduced, stored in a retrieval system, or transmitted in any form, or by any means, electronic, mechanical, photocopying, or otherwise, without prior permission of NTC/Contemporary Publishing Company.

Typeset by Transet Limited, Coventry, England.

Printed in Great Britain for Hodder & Stoughton Educational, a division of Hodder Headline Plc, 338 Euston Road, London NW1 3BH by Cox & Wyman Ltd, Reading, Berkshire.

Impression number 10 9 8 7 6 5 4 3 2
Year 2004 2003 2002 2001 2000 1999

Contents

	Acknowledgements _____	5
	Introduction _____	6
1	Ukwazana kwi-eropeni _____	20
	Getting acquainted on an aeroplane	
2	Ukudibana kwakhona kwaMurray _____	32
	Meeting again at the Murrays' home	
3	Ukwazi ukuthetha isiXhosa _____	44
	Knowing how to speak Xhosa	
4	Ukuthetha ngomsebenzi _____	58
	Speaking about work	
5	Uyithanda njani ikofu yakho? _____	73
	How do you like your coffee?	
6	Nifudumele ngokwaneleyo? _____	87
	Are you warm enough?	
7	UJenny emsebenzini – 'Masithethe isiXhosa' _____	103
	Jenny at work – Let's speak Xhosa	
8	UThandi emsebenzini – 'Ndingugqirha Thamsanqa' _____	116
	Thandi at work – 'I am Dr Thamsanqa'	
9	UPeter emsebenzini eKirstenbosch _____	130
	Peter at work at Kirstenbosch	

10	UThemba emsebenzini - udliwano-ndlebe ___	149
	Themba at work – an interview	
11	Ndingathetha noMnumzana Thamsanqa? ___	164
	May I speak to Mr Thamsanqa?	
12	Kumdlalo weqakamba _____	177
	At the cricket match	
13	Masiye kulaa restyu intsha! _____	197
	Let's go to that new restaurant!	
14	Ukuthenga impahla nezinto yinto zakwaNtu zesiNtu _____	211
	Buying clothes and various African arts and crafts	
15	Iinkathazo zohambo _____	228
	Travel woes	
16	Umzila welifa likaXhosa _____	241
	Xhosa heritage trail	
	Translations of dialogues _____	263
	Key to exercises _____	282
	Xhosa-English vocabulary _____	293
	English-Xhosa vocabulary _____	308
	Bibliography _____	315
	Index _____	317

Acknowledgements

It is impossible to quantify Ralph Kirsch's part in helping us to bring this book to fruition. His interest, support, technical advice and especially his generosity of spirit are unfailing.

We would also like to thank Ms Theresa Soci for her help with proof reading and for the many useful suggestions she made.

We are grateful to the following copyright owners for permission to reproduce texts and photographs:

David Philip Publishers (Pty) Ltd, Cape Town

Fort Hare University, Alice, Eastern Cape

John Murray, London

Witwatersrand University Press, Johannesburg

Heinemann Publishers (Pty) Ltd, Johannesburg

Sunday Independent, Johannesburg

Maskew Miller Longman, Cape Town

Little, Brown, UK

Educum Publishers, Halfway House

Bona, Durban

Photographs

TV Bulpin, Muizenberg, Cape Town

Independent Newspapers, Cape Town

National Botanical Institute, Kirstenbosch, Cape Town

Department of Water Affairs, Pretoria

United Cricket Board of South Africa, Northlands, Johannesburg

Bona, Durban

MacGregor Museum, Kimberley

National Gallery, Cape Town

Mayibuye Centre, University of the Western Cape

Touchline Photo

Lorton Communications

Fair Lady, Cape Town

Internet

Imvo

SA Garden & Home

Introduction

About Xhosa

The word **Xhosa** comes from the name of a legendary chief. In addition to English and Afrikaans, there are nine official languages in South Africa. These nine belong to the Sub-Saharan *Bantu* or *Sintu*¹ family of languages.

Xhosa, Zulu, Ndebele and Swati constitute the Nguni group, Southern Sotho, Pedi (Northern Sotho) and Tswana constitute the Sotho group. Venda and Tsonga (Shangaan) do not belong to either the Nguni or the Sotho group.

Xhosa, President Mandela's mother tongue, is the southernmost of the nine African languages and together with Zulu, the most widely spoken language in South Africa, is spoken by approximately 18 per cent of South Africans, the vast majority of whom live in the Eastern and Western Cape Provinces.

'... history has proved that the Xhosa language is one of the tenaciously enduring elements of Xhosa culture for it has maintained a firm foothold on Southern African soil, growing like an evergreen, deep-rooted tree, and has manifested itself as a dynamic, vibrant, virile language adaptable to, and developing in harmony with, the changing environment in that it sprouts new words and expressions to accommodate new concepts and cultural items and, to an even greater extent, absorbs and xhosaizes foreign words and terms. This it did originally from the Khoisan languages, thus extending and enriching its vocabulary and speech sound system, and for the past hundred years has been doing [so] from Dutch and Afrikaans and in this century especially from English with which the amaXhosa came into close contact through the schools that were established by the missionaries of various denominations ...'

¹ *Sintu* is used by Pahl in his dictionary as a variant of *Bantu*. In Xhosa *isiNtu* denotes the language or anything characteristic, e.g. dress, custom of the *abaNtu* or the *abakwaNtu*, in the descendants of *Ntu*, their legendary progenitor. Pahl, H.W. (ed.) *The Greater Dictionary of Xhosa*, vol. 3. Alice: University of Fort Hare, 1989.

It was the Scottish missionary John Bennie of Lovedale who first recorded the **Xhosa** language and produced the first written texts using the Latin alphabet with the letters **c**, **q**, **x** representing the three click sounds. The clicks and sounds such as 'rh' (pronounced like the Afrikaans initial 'g' in 'goed' or the German 'ch' in 'nach') testify to the influence of the **Khoi** and **San** languages spoken by the indigenous herders and hunters of Southern Africa with whom the various **Xhosa** tribes had early and intimate contact.

This influence is also reflected in some geographical names e.g. *Keiskamma* (great water). Another manifestation of this influence is in the coexistence of synonyms taken from the **Khoi** language, for example:

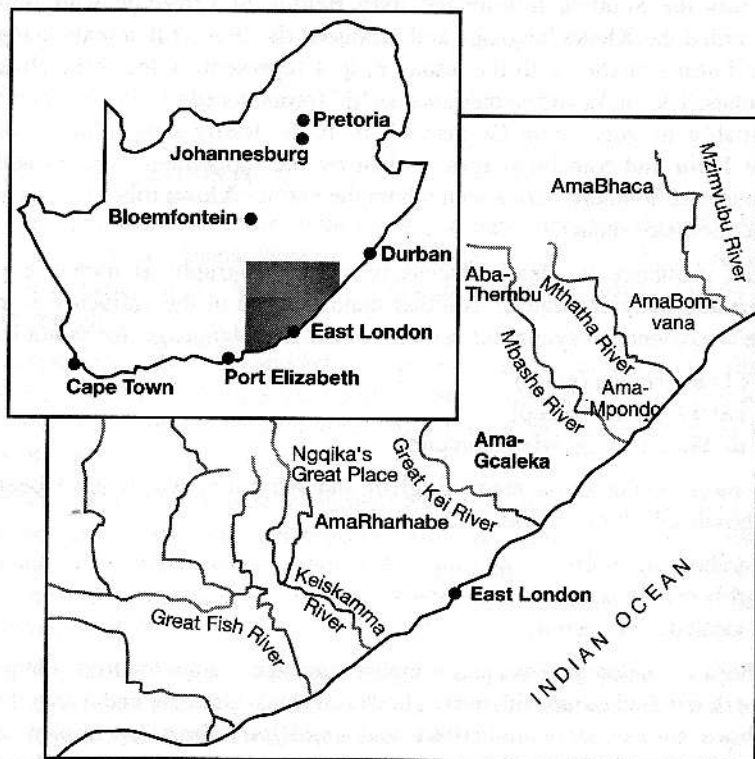
utyani / ingca (grass)
imvu / igusha (sheep)
umthakathi / igqwira (sorcerer)

In more recent years many English and Afrikaans words have been 'xhosalised', for example:

isikolo (school)
ibhokisi (box)
umatshini (machine)

Xhosa is a heterogeneous and complex language originating from a large and diversified group with many chiefs and clans. Until the mid-1950s the **Xhosa** spoken by *amaGcaleka* and *amaRharhabe* (also known as *amaNgqika* or *Tshiwo Xhosa*)² was regarded as standard literary **Xhosa** – 'isiXhosa esithethwa ngamaNgqika omgquba' – but nowadays the variations of the dialects of the other groups further north, namely *abaMbo* or *Fingoes*, *abaThembu*, *amaBomvana*, *amaMpondo* and *amaMpondomise*, are also accepted in the written language. Like all languages, everyday colloquial **Xhosa** differs from that found in 'authoritative' grammars. Similarly, language usage often differs not only from region to region, but also from generation to generation, and you may encounter these differences when conversing with Xhosa speakers.

² *AmaGcaleka* and *amaRharhabe* were named after the two brothers, chief *Gcaleka* and chief *Rharhabe*. *Ngqika* was *Rharhabe*'s grandson.



About this book






Teach Yourself Xhosa is intended for all who are interested in learning one of the most widely spoken African languages in South Africa.

It is aimed at both South Africans and visitors to South Africa, and at those who are learning Xhosa from scratch as well as those who would like to brush up their existing skills. As such, it should benefit students at high school and university level, as well as those involved in adult education.

Wherever possible, the communicative aspect of the language has been emphasised which has hopefully resulted in a course which is useful and practical. Cultural background and information forms an integral part of the course.

The book is divided into 16 units which range from basic functions and language usage in the initial units to more varied and complex usage in the later units. The inclusion of material from Xhosa literature and magazines is aimed at encouraging further reading.

Each unit consists of:

- a list of functions
- a dialogue (*incoko*)  setting out the situation and functions
- a vocabulary (*isigama*) box  with all new words and expressions
- a 'How to ...' section  which summarises and expands upon the functions dealt with in the conversation
- a 'How it works' section  which explains the grammatical structures as they occur in the conversations and exercises
- a 'How to apply it' section  comprising a number of exercises to help you to evaluate your progress and your ability to apply the new vocabulary and structures you have learnt.

In the initial units, useful idiomatic expressions and phrases which crop up in the conversations are highlighted in a 'Try to memorise' box. You will understand their grammatical structure as you progress through the course.

Cultural information and songs are included throughout the course. Translations of the dialogues of each unit and the key to exercises are found after the last unit followed by a Xhosa-English vocabulary, an English-Xhosa vocabulary, an index and a bibliography.

The use of contrasting typefaces

One of the most striking features of **Xhosa** is the combination of different parts of speech into a 'single' word. Thus the equivalent of 'I *am* Jenny' is 'Ndingu**Jenny**'. We have used contrasting typefaces to identify the components of **Xhosa** words and sentences as illustrated here. In order to establish this usage, these are used in all components of Units 1-3. In Units 4-16 contrasting typefaces have only been used in certain sections where they are useful in explaining grammar. English translations are in the same typefaces as the corresponding **Xhosa**, and therefore almost always self-explanatory.

Key to the use of typefaces:

To find examples consult the index.

Italics:

- *noun prefixes*
- *object concords, subject concords* of vowel verbs
- *negative subject concords* and final *-i*
- *adjectival, relative, possessive concords* and suffix *'-yo'*
- *recent past tense suffixes* *'-ile'* and *'-e'*
- *-ni* in instructions
- *emphatic pronouns* preceded by **na-**, **ku-**, **nga-** and followed by **-na**
- *locative prefixes* and *suffixes*
- *palatalised forms* of the *passive, locative* and *diminutive*
- *ideophones* and *idioms*.

Bold:

- **stems of nouns, verbs, adjectives, relatives**
- **interrogatives**
- **possessive adjectives**
- final **-e** of **subjunctive**
- **negative infixes**
- elements with shortened emphatic pronoun **na-**, **ku-**, etc.

Italicised bold:

- ***copulatives***
- ***two juxtaposed components***.

Underlining:

- added emphasis.

Worth knowing before embarking on this course

Before you start this course, it would be useful to make yourselves aware of some of the striking characteristics of the Xhosa language.

The lacing of words

One of the most striking differences between Xhosa and English sentence constructions is that Xhosa 'laces' words together where English has mostly separate words:

NdinguJenny	one word
I am Jenny	three words
Ndiyavuya ukukwazi	two words
I am glad to know you (lit. ... you know)	six words

All nouns consist of two parts

Every noun in Xhosa consists of two parts, namely, a **prefix** and a **stem**. The **prefix** indicates whether a noun is **singular** or **plural** – unlike in English where, in most cases, the addition of 's' makes a noun plural. The **stem** carries the **meaning** and does not change:

<i>umntu</i>	one person
<i>abantu</i>	people

Noun stems can occur with different prefixes thereby altering the meaning:

<i>umntu</i>	one person	<i>umXhosa</i>	a Xhosa person
<i>abantu</i>	people	<i>amaXhosa</i>	Xhosa people
<i>isintu</i>	dress, language, custom of <i>abaNtu</i>	<i>isiXhosa</i>	Xhosa language
<i>uluntu</i>	humankind		
<i>ubuntu</i>	common human decency	<i>ubuXhosa</i>	'Xhosaness'

It is very important to be able to identify this division between prefix and stem as nouns are listed in dictionaries according to their stem.

The division of nouns into groups or classes

Another characteristic of **Xhosa**, as with most of the indigenous languages spoken south of the Sahara, is the **division of nouns** into different **groups** or **noun classes**. The **prefix** of the noun **determines** the **class** to which a particular noun belongs.

No article

Unlike English, there is no definite (the) or indefinite (a /an) article in **Xhosa**. Context indicates whether the meaning of, for example, 'umntu' is 'the person' or 'a person'.

No gender

Like English (but unlike many other languages such as French, German, Italian, etc.) there are no masculine, feminine or neuter nouns in **Xhosa**:

umnumzana	(a / the gentleman)
umfazi	(a / the woman)
umntwana	(a / the child)

The equivalent of English pronouns are called subject concords

Subject concords (SC) are always attached, i.e. they never stand alone as is the case with English pronouns:

Ndihlala eKapa I stay in Cape Town

Verb endings are the same for all persons, singular and plural

Ndiyavuya	I am glad
Siyavuya	We are glad
Úyavuya	You (s.) are glad
Niyavuya	You (pl.) are glad
Úyavuya	He/she is glad
Bayavuya	They are glad

Verb endings remain the same not only for all persons, whether singular or plural, but also in all tenses.

Note: he **and** she = ú-. Note also a **tone difference** distinguishes ù- = you (s.) from ú- = he / she.

Word order

Question words (interrogatives) usually **follow the verb** (or predicate):

Ùphila njani?	How are you? (lit. You live how ?)
Ùhlala phi?	Where do you live? (lit. You live where ?)


Similarly, **descriptive words** such as adjectives, numerals and possessives, are usually placed **after the word they describe**:

umntu omtsha	a young person (lit. a person <i>who</i> is young)
umntu omnye	one person (lit. a person <i>who</i> is one)
umntwana wam	my child (lit. child <i>of mine</i>)

Another interesting difference between English and **Xhosa** word order is that **Xhosa** often starts a sentence with the predicate (verb):

Lihle izulu namhlanje.	lit. It is beautiful the weather today
------------------------	---

Symbols and abbreviations

	recorded cassette
→ cf. / see	Unit ...
SC	subject concord
OC	object concord
AC	adjectival concord
RC	relative concord
s.	singular
pl.	plural
adj.	adjective
lit.	literally

Preceding an element, e.g. 'na-', means something must be attached before. Following an element, e.g. 'na-', means something must follow. On either side of an element, e.g. '-ng-', means something must precede and follow.

Pronunciation guide

It goes without saying that a written guide to pronunciation can at best only give an approximation of sounds. Therefore, to 'tune in' to the language try, as much as possible, to listen to mother-tongue speakers (radio and television are excellent resources) and to the cassette that accompanies this book.

Tone

Xhosa is a **tone language**. Its range of **tones** makes Xhosa the beautiful, musical language that it is. The **three** tonal distinctions are:

high [´] tone falling [^] tone low tone [`]

Examples of some tonal patterns are:

high / falling / low	ékhâyà	at home
high / high / low	ábántù	people
high / low / low	ízòlò	yesterday
high / low	mólò	hello
low / high	èwé	yes

This difference in tone can change the meaning of two words or elements that are written identically, e.g.:

únjani? How are you? (s.)	úlùsú skin	íthàngá thigh
únjani? How is he/she?	úlúsù intestine	íthàngà pumpkin

Notwithstanding these differences in tone, learners should not allow concern regarding the use of 'the correct tone' to inhibit their efforts to speak, especially as a word may have different tone patterns in different dialects of Xhosa. As is the case with all languages, the context will, in most cases, help the listener to understand the intended meaning.

Stress

The penultimate syllable of most Xhosa words is **lengthened** (stressed):

nam hlanje today	ib hotolo butter
um hlobo friend	kulung ile all right

The penultimate syllable in a sentence structure is often lengthened beyond the single word limit:

Ùvela phi?	Where do you come from?
Hayi, akukho nto.	No, there is nothing bad.
	i.e. I'm fine.

A working guide to Xhosa pronunciation

Vowels

Letter	Approximate sound	Example
a	English fast	laia (sleep)
e (open)	English egg	ewe (yes)
e (closed)	English e(i)ght	iveki (week)
i	English be	nini (when?)
o (open)	English law	izolo (yesterday)
o (closed)	English own	ngoku (now)
u	English rule	umntu (person)

In Xhosa, two vowels never follow one another within a word. Double vowels only occur in the **plural prefixes**, *oo-* and *ii-*:

oomama (mothers) **iiveki** (weeks)

Double vowels also occur in some **demonstratives**:

loo nto (**that** thing) **abaa** bantu (**those** people over there)

In words adopted from English and Afrikaans, vowels are often separated by a hyphen:

i-eroplani (aeroplane) **i-ofisi** (office)

Xhosa speakers tend not to pronounce the final vowel of a word, especially when the following word starts with a vowel:

Yiz' apha	instead of	Yizà apha (Come here)
Ùlind' ithuba		Ùlindè ithuba! (Wait your chance!)
Enkos' kakhulu		Enkosj kakhulu (Many thanks)

Consonants

Single consonants similar to English in pronunciation are:

d	f	g
h	j	l
n	s	v
w	y	z

The Xhosa consonants **b**, **k**, **p**, **t** are very interesting. Followed by 'h' (aspirated) they are pronounced as they are in English, i.e. that is accompanied by a puff of air:

Bhala! (Write!)
Khapha! (Go with!)
Phapha! (Be alert!)
Thatha! (Take!)

However, when they are not followed by 'h', air is drawn into the mouth. Compare the following:

Bhala! (Write!)	Bala (Count!)
Khapha! (Go with!)	iKapa (Cape Town)
Phapha! (Be alert!)	ipapa (porridge)
Thatha! (Take!)	utata (father)

In order to ascertain whether you are pronouncing:

b or **bh** **k** or **kh** **p** or **ph** **t** or **th**

you might find it helpful, in the beginning, to hold your hand in front of your mouth when pronouncing these consonants. If you feel a puff of air, you will be pronouncing an aspirated consonant and vice versa.

m, when not followed by a vowel or the consonants **b** / **v**, is pronounced as a syllable:

ú / m / ntù (person)	3 syllables
ú / m / fu / ndi (student, pupil)	4 syllables

As **ph** represents an aspirated 'p' and is **not** pronounced like the English 'f', similarly, **th** represents an aspirated 't' **not** English 'th' as in 'thing'.

Some consonant combinations similar to English

ng	ingoma (song) pronounced like English	'ng' in sing
sh	ishishini (factory)	'sh' in shine
tsh	ikhitshi (kitchen)	'tch' in kitchen
ntsh	intshonalanga (west)	'nch' in inch
ny	unyana (son)	'ny' in canyon
ths	thsu (pitch-black)	'ts' in its

Consonant combinations with no English equivalents

Because there are no English equivalents of the following consonant combinations it might take you a little longer to master them:

dl	umdlalo (game, play)	
hl	hlala (sit, stay (as in reside))	(cf. Zulu 'Hluhuwe' or Welsh Llandudno. Don't insert an 's' making it sound like 'shl')
ntl	intl anzi (fish)	
dy	-dydyuza (pour with rain)	
ty	ukutya (to eat)	(cf. 'Cape' Afrikaans 'tjie')
ts	iintsapho (families)	('t' is not aspirated)
rh	iRhawuti (Johannesburg)	(< Afrikaans 'goud' = gold; cf. Gauteng (Sotho); Scottish 'loch')
kr	-krelekrele (sharp < ikrele = sword)	

kr as well as **rh** and the **clicks** are sounds taken over from the Khoi and San languages.

The clicks

The **three clicks** are represented by the letters:

c **q** **x**

When Xhosa became a written language in the 1800s, these three letters were chosen to represent the three click sounds because the letter **k** could replace each one:

cat	could be written kat
queen	could be written kween
axe	could be written aks

C - the 'what a pity' click

This is a **dental click** produced by pressing the **tip** of the **tongue** against the **upper front teeth** where these meet the gum and rapidly pulling it away with a 'tut-tutting' sound.

Q – the ‘champagne cork popping’ click

This is a **palatal click** produced by pressing the **front part of the tongue** against the **hard palate behind the front teeth** and rapidly pulling it away with a ‘*popping*’ sound.

X – the ‘cantering horse’ click

This is a **lateral click** produced by placing the **side of the tongue** against the **upper side teeth** and rapidly pulling it away with a ‘*clucking*’ sound.

Clicks may also be aspirated, i.e. followed by ‘h’:


<i>ch</i> - <i>chacha</i> (recuperate)	<i>c</i> - <i>caca</i> (be clear)
<i>qh</i> - <i>qhuba</i> (drive)	<i>q</i> - <i>qubha</i> (swim)
<i>xh</i> - <i>xhoxha</i> (mash)	<i>x</i> - <i>xoxa</i> (discuss)

Remember that ‘*ch*’ is not pronounced like the English ‘ch’ therefore ‘*chacha*’ = ‘recuperate’ is not pronounced like the Latin American dance!

Non-aspirated clicks can be preceded by the following consonants and consonant combinations:

<i>gC</i> (voiced)	<i>nC</i> (nasalised)	<i>ngC</i> (nasalised voiced)	<i>nkc</i> *
c <i>umgca</i> (row)	unc <i>cedo</i> (help)	iingc <i>ango</i> (doors)	inkc <i>itho</i> (expenditure)
<i>gq</i>	<i>nq</i>	<i>ngq</i>	<i>nkq</i>
q <i>ugqirha</i> (doctor)	inq <i>welo-moya</i> (airplane)	ingq <i>ondo</i> (intelligence)	nkq <i>onkqoza</i> (knock)
<i>gx</i>	<i>nx</i>	<i>ngx</i>	<i>nkx</i>
x <i>igxalaba</i> (shoulder)	unx <i>ano</i> (thirst)	ingx <i>oxo</i> (discussion)	inkx <i>aso</i> (support)

*In these nasalised voiceless sounds ‘k’ is not pronounced.

 Practise the **q** clicks by listening to the first few lines of the ‘*Click Song*’ made famous by **Miriam Makeba**. Try singing along:

‘*Igqirha lendlala nguqongqothwane,
Ebeqabel’ egqith’ apha uqongqothwane!*’

Here are some phrases or words you’ll come across in this course. Take special note of the implosives **b, t, k**, the **consonant combinations** with no English equivalents and the **clicks**:

Sobonana!	<i>We’ll see each other!</i>
Bekumnandi ukudibana nawe	<i>It was nice to meet you</i>
Hamba kakuhle!	<i>Go well!</i>
Namkelekile eKapa	<i>Welcome to Cape Town</i>
Siza kufika eKapa kamsinyane	<i>We’ll arrive in Cape Town shortly</i>
Kulungile	<i>All right</i>
Molo tata!	<i>Hello, father!</i>
Ndisatotoba	<i>I’m well (I’m still tottering along)</i>
Siphi isibhedlele?	<i>Where’s the hospital?</i>
Abadlali badlala umdlalo	<i>The players are playing a game</i>
Masihlale ngaphandle namhlanje	<i>Let’s sit outside today</i>
Mhlawumbi, yonke imihla	<i>Perhaps, every day</i>
Intle le ntlanzi	<i>It’s beautiful, this fish</i>
Intle intlakohlaza	<i>It’s beautiful, spring</i>
Tyala ezi zityalo ehlotyeni	<i>Plant these plants in summer</i>
Ikomityi enye kuphela	<i>One cup only</i>
Nantsi ikofu!	<i>Here’s the coffee!</i>
Ukrelekrele gqitha	<i>He’s very sharp</i>
Uhlala eRhawutini	<i>He lives in Johannesburg</i>
Ndingakuncedisa?	<i>Can I help you?</i>
Zincedo	<i>Help yourself</i>
Uchan’ ucwethe!	<i>You’re spot on!</i>
Cheba ingca!	<i>Cut the grass!</i>
Ndigqibile!	<i>I’ve finished!</i>
Ekugqibeleni!	<i>At last!</i>
Qhuba kuQoboqobo	<i>Drive to Keiskammahoek</i>
Masiqabule unxano	<i>Let’s quench the thirst</i>
Ndinxaniwe	<i>I’m thirsty</i>
Uxolo!	<i>Sorry! (lit. peace)</i>

1 Ukwazana kwi-eroplani*

Getting acquainted on an aeroplane

In this Unit you will learn how to:

- exchange greetings
- welcome a group
- ask how someone is and respond to being asked how you are
- introduce yourself and respond to an introduction
- ask where someone lives and respond to being asked where you live
- say goodbye to a group and individuals

Incoko (Dialogue)

Thandi Thamsanqa and Jenny Murray are seated next to each other on a flight from Port Elizabeth. The stewardess greets the passengers.

- Umququzelelikazi Molweni *manene namanenekazi!*
Namkelekile kuflight 301 oya eKapa!
- UThandi Molo **sisi**, ùnjani namhlanje?
- UJenny Ewe **sisi**, **sikhona!**
- UThandi Oo! Ùsithetha kakuhle *isiXhosa*, **sisi!**
 Ndingu**Thandi** Thamsanqa.
- UJenny Ndingu**Jenny** Murray. Ndiyavuya ukukwazi,
 Thandi. Wena, **uphila njani?**
- UThandi Hayi, **siphilile** enkosi. Nam, ndiyavuya ukukwazi,
Jenny.
- UJenny Ùhlala eKapa, Thandi?
- UThandi Ewe, **sihlala ePinelands.**

*Anglicised version of the much more picturesque 'inqwelo-moya' (lit. wagon (of the) air).

- UJenny Oo! Nam ndihlala e**Pinelands!**
- UThandi Ndawoni kanye?
- UJenny Ngase**Forest Drive**. Wena uhlala ndawoni?
- UThandi Ngase**Pinelands** High School.

For the duration of the flight Thandi and Jenny get to know each other and agree to make contact again soon.

- Umququzelelikazi **Uxolo**, **manene namanenekazi**. **Qhoboshani amabhanti**. Siza kufika e**Kapa** kamsinya. Enkosi kakhulu ngokukhetha i-**Rainbow Airlines**. Ndiyathemba sobonana kwakhona kamsinyane! **Namkelekile eKapa! Hambani** kakuhle!
- UJenny **Hamba** kakuhle Thandi. **Bekumnandi** kakhulu ukuthetha nawe.
- UThandi **Sobonana** sisi, **bekumnandi ukudibana** nawe!

Isigama (Vocabulary)

<i>umququzelelikazi</i>	stewardess	ndi-	I
Molweni	good day / hello (pl.)	-ng-	<i>am</i>
<i>manene</i>	gentlemen (direct address)	<i>uThandi</i>	Thandi
<i>namanenekazi</i>	and ladies	-vuya	glad
<i>namkelekile</i>	(you (pl.) are) welcome	ndiyavuya	I am glad
<i>kuflight</i>	<i>on (board)</i> flight	uku-	to
<i>oya eKapa</i>	<i>which is going to Cape Town</i>	-kw-	<i>you (s.) (object)</i>
molo	hello (to one person)	-azi	know
<i>sisi (< usisi)</i>	sister (direct address)	ukukwazi	to know you
ù-	<i>you (s.) (subject)</i>	wena	as for <i>you (s.)</i>
<i>njani?</i>	how?	-phila	be well, alive
<i>ùnjani?</i>	how are you?	hayi	no
<i>namhlanje</i>	today	<i>siphilile</i>	we are well
<i>ewe</i>	yes	enkosi	thank you
si-	we	nam	me too, I also
-khona	(be) present / here	-hlala	stay, live (also sit)
<i>sikhona</i>	we are here i.e. well	e Pinelands	<i>in Pinelands</i>
-si-	it (referring to <i>isiXhosa</i>)	ndawoni kanye?	whereabouts exactly?
-thetha	speak	ngase-	near / in the vicinity
<i>kakuhle</i>	well	uxolo	excuse me (lit. peace)
<i>isiXhosa</i>	Xhosa	qhoboshani	fasten (pl.)
		<i>amabhanti</i>	(seat) belts

siza kufika	we will arrive	hambani	go (pl.)
kamsinya(ne)	shortly, soon	hamba	go (s.)
ngokukhetha	for choosing	bekumnandi	it was nice
-themba	hope	kakhulu	very
sobonana	we'll see each other	nawe	with you
kwakhona	again	ukudibana	to meet

Try to memorise

Namkelekile!	Welcome! (pl.)
Ndiyavuya ukukwazi	I am glad to know you (s.)
Ndawoni?	Where abouts exactly?
Sobonana	We shall see each other
Bekumnandi ukudibana nawe	It was nice to meet (with) you (s.)
Bekumnandi ukuthetha nawe	It was nice to talk with you (s.)

How to ...

Exchange greetings

With one person:

Molo sisi!

Molo nkosikazi!

With more than one person:

Molweni manene namanenekazi!

A guide to help you greet appropriately in Xhosa

1 An older man of your father's generation:

Molo tata! (affectionate)	Hello father!
Molo bawo! (more respectful)	Hello my father!
Molo mnumzana!	Hello sir! (lit. owner of homestead/s = <i>umzi</i> / <i>imizi</i>)
Molo mhlekazi! (formal)	Hello sir! (lit. handsome big one)

2 An older man of your grandfather's generation:

Molo tat'omkhulu! Hello grandfather!

3 A woman of your mother's generation:

Molo mama! Hello mother!

4 A woman of your grandmother's generation:

Molo makhulu! Hello grandmother!

5 A married woman of your age or younger:

Molo nkosikazi! Hello madam!
(cf. Afrikaans *mevrouw*, French *madame*)

6 An unmarried lady or a young girl:

Molo nkosazana! Hello miss! (cf. Afrikaans *mejuffrou*, French *mademoiselle*)

(The literal meaning of *inkosazana* is a little chieftainess i.e. princess.)

7 A person of approximately the same age as yourself:

Molo mfondini! Hello my fellow!
(*umfo* = fellow) + *-ndini* is used as a term of affection between male equals)

Molo bhuti! Hello brother!

Molo sisil! Hello sister!

Molo mhlobo wam! Hello my friend!

8 A young man:

Molo mfana! Hello young man!
(A young man after circumcision is referred to as *umfana*.)

9 A young girl (also daughter):

Molo ntombil! Hello young lady!

10 A little girl:

Molo ntombazana! Hello little girl!

11 A little boy:

Molo nkwenkwe!	Hello little boy!
Molo nkwenkwana!	Hello little boy!
Molo kwedini!	Hello little chap!
(kwedini < inkwenkwe + -ndini expresses affection, intimacy between an older and younger man / boy)	

12 A child:

Molo mntwan'am!	Hello my child!
------------------------	-----------------

→ See cultural background.

Welcome a group

Namkelekile (lit. You (pl.) are welcome)

Note: Wamkelekile (lit. You (s.) are welcome)

Ask how someone is

Singular	Plural
Ûnjani?	Ninjani?
Ûphila njani?	Niphila njani?

Respond to being asked how you are

Singular	Plural
Hayi, ndiphilile.	Hayi, siphilile.
Ndikhona.	Sikhona.

In Xhosa, unlike in English, there is a distinction in form between the **second person singular** and **plural** 'you' (cf. Afrikaans *jy; julle*, French *tu; vous*). It is common practice in Xhosa to use the plural form 'Ni-' instead of the singular form 'Û-' when enquiring after someone's health, thereby showing an interest in the well-being not only of the person being directly addressed, but also in that of the immediate family. Similarly, the response, more often than not, will be in the plural form 'Si-' (= 'we') even though only one person is responding.

Xhosa speakers often preface 'Hayi' (= 'no') when responding positively to the question 'How are you?':

Hayi, siphilile. No, we are well.
(cf. Afrikaans *Nee*, dit gaan goed. **No**, it's going well.)

A positive response will often also be qualified by a complaint of sorts, e.g. about the weather, work, fatigue, etc.:

Ndiphilile **ngaphandle** I'm fine **except for**
kobu bushushu. this heat.

→ See **Unit 7** for other ways of asking after someone's health and responding.

Introduce yourself

Ndingu Jenny Murray
Ndingu Nkosikazi Thamsanqa

Note: *inkosikazi* = lady, madam
uNkosikazi + surname = Mrs

Respond to an introduction

Ndiyavuya ukukwazi.

Ask where someone lives

Singular	Plural
Ûhlala phi?	Nihlala phi?

Respond to being asked where you live

Singular	Plural
Ndihlala eKapa.	Sihlala eKapa.

Say goodbye

Singular	Plural
Hamba kakuhle!	Hambani kakuhle!
Sobonana!	

Note: *Sala* kakuhle! (s.) *Salani* kakuhle! (pl.) = 'Stay well!' is said by the party who is leaving to the party who is staying.

Cultural background

'Greetings are the key to almost everything among Xhosa speakers in particular, and among Africans in general. We do not only get surprised but also are somewhat disturbed when someone walks past without saying hello.'

(Chapole, S. *Course Notes in Conversational Xhosa*. (Summer School) Department of Adult Education and Extra-Mural Studies University of Cape Town, 1988.)

The various stages from babyhood to old age are of great importance in Xhosa society. This is mirrored in how people of various age groups address each other. It is important for us, as learners of Xhosa, to be aware of this etiquette when greeting Xhosa speakers.

Molo/Molweni is used to greet at any time of day. It is followed by the name or title of the person/s being addressed and is the usual way of initiating a conversation with anyone, irrespective of age. Usually the person who is arriving greets first. However, a younger person should always be the first to address an older person, whatever the circumstances. The greeting includes questions about state of health, current affairs, the weather, etc.



In an article in the *Sunday Independent* (23/11/1997, p.10) entitled *Urban Youth don't know what it means to be African*, journalist **Lungile Madywabe** describes the puzzlement of his 23-year-old nephew when he discovers that his urban way of greeting an older man meets with indignation. 'He is used to meeting and greeting a lot of people in Johannesburg, but no one has told him before that merely saying "*Molo, kunjani ndikhona*" (*Hi, how are you, I am fine*) is inadequate, at least in

the subtle terms of traditional Xhosa etiquette.' The young man didn't realise that 'greeting in an African culture is more than just uttering the words.' A detailed explanation of who he was and where he came from had been expected.

Madywabe goes on to reflect on 'how important a role the rural setting plays in the development of our minds. Those of us who grew up in urban areas when the influence of Western cultures was still minimal, and where elderly people counselled us a lot, are fortunate to have had access to the experiences and insight that have made us understand certain indigenous practices. Although certain things may not have made sense then because we were young, it is somehow strangely ironic how they now fit into place as we travel through adulthood.'

How it works

1 The Xhosa equivalent of English pronouns 'I', 'we', 'you' (s. & pl.)

Ndi-	I
Si-	We
Ù-	You (s.)
Ni-	You (pl.)

The Xhosa equivalents of English pronouns **never stand alone**. They are therefore known as **subject concords** (SC):

Ndiyavuya	I am glad
Siyavuya	We are glad
Ùyavuya?	You (s.) are glad?
Niyavuya?	You (pl.) are glad?

2 Proper names

You will have noticed **proper names** are **prefixed** by *u-* which is omitted in direct address:

uJenny uThandi

Molo Jenny / Thandi

Xhosa first names ending in **-a** or **-e** are not necessarily feminine and those ending in **-o** are not necessarily masculine as is the case in many Romance languages:

<i>uThemba</i> (promise)	<i>uSipho</i> (gift)	masculine
<i>uThembeke</i> (reliable)	<i>uNomvuyo</i> (mother of joy)	feminine

3 Giving instructions

Giving instructions in Xhosa is easy. When instructing one person simply use the verb stem.* To give instructions to more than one person simply suffix '-ni':

Singular	Plural
Hamba kakuhle!	Hambani kakuhle!
Sala kakuhle!	Salani kakuhle!
Thetha isiXhosa!	Thethani isiXhosa!
Hlala phantsi!	Hlalani phantsi! (Sit down!)
Qhobosha ibhanti!	Qhoboshani amabhanti!

*Verb stems prefix 'uku-' = 'to', and thereby form the **infinitive**. In Xhosa the infinitive is also a noun and as such is listed in dictionaries under the stem.

4 Making statements

The Xhosa statements that you have come across so far have a similar pattern to their English equivalent:

<i>NdinguJenny.</i>	<i>I am Jenny.</i>
<i>Sihlala ePinelands.</i>	<i>We live in Pinelands.</i>

5 Asking questions

As in English, there are two types of question: The first type requires a 'yes'/'no' answer. In Xhosa only **intonation** distinguishes statements and questions:

<i>ùthetha isiXhosa</i> kakuhle.	You speak Xhosa well.
<i>ùthetha isiXhosa</i> kakuhle (na)?	Do you speak Xhosa well?

To make this distinction clearer, **na** is often added.

The second type of question requires **specific answers**. **Question words** (interrogatives) usually follow **the verb** (or **predicate**) and **do not occur at the beginning of a question** as is the case in English:

<i>ùphila njani?</i>	How are you? (lit. You are alive how ?)
<i>ùhlala phi?</i>	Where do you stay ?

→ See **Unit 2** and **Unit 8** for more about **interrogatives**.

6 Some Xhosa equivalents of English prepositions

In Xhosa, there are several ways in which the equivalent of English prepositions (*in, on, at, to, from, etc.*) can be expressed, two of which are illustrated in this unit:

<i>Ukwazana kwi-eroplani.</i>	Getting acquainted <i>on</i> the aeroplane .
<i>ùhlala eKapa?</i>	Do you stay <i>in</i> Cape Town ?
<i>Namkelekile eKapa!</i>	Welcome <i>to</i> Cape Town !

Note: The **context** denotes translation of the preposition.

→ See **Unit 4** for more examples.

Cultural background

In Xhosa society a great deal of significance is attached to the name given to a new-born baby. The name often reflects the hopes, aspirations, emotions, special qualities, historical events and even family circumstances at the time of birth, e.g. a boy called **Kwanele** (< *ukwanele* = to become enough) indicates that the family now considers itself complete!

Natural occurrences at the time of the birth also influence a choice of name: a girl named **Nomakhwezi** (< *amakhwezi* = stars) was probably born on a clear night while a girl named **Nomvula** (< *imvula* = rain) was probably born when it was raining!

No- meaning '**mother of**' is often prefixed to a masculine name to form the feminine equivalent while *-kazi / -wa / -eka* are feminine suffixes. The suffix *-iwe* indicates either a girl's or boy's name.

Boys	Girls	Meaning	Derivation
Sipho	Siphokazi	gift	(< <i>isipho</i> = a gift)
Siphiwe	Nozipho		
Vuyo	Vuyokazi	gladness, joy	(< <i>ukuvuya</i> = to be glad)
Vuyani	Nomvuyo		
Mandla	Nomandla	strength	(< <i>amandla</i> = strength)
Khaya	Nokhaya	home	(< <i>ikhaya</i> = home)
Mpumelelo	Nompumelelo	success	(< <i>ukuphumelela</i> = to succeed)
Mbulelo	Bulelwa	gratitude	(< <i>ukubulela</i> = to thank)

Xola	Xoliswa	pacifier	(< <i>ukuxola</i> = to calm down)
Bongani	Bongiwe	praise, be praised	(< <i>ukubonga</i> = to praise)
Linda	Lindiwe	wait, awaited	(< <i>ukulinda</i> = to wait)
Thando	Thandiwe Thandeka	love, loved loveable	(< <i>ukuthanda</i> = to love)
Themba	Thembeke	trust, trustworthy	(< <i>ukuthemba</i> = to hope)

Song

Molweni Nonke!

Molweni nonke, niphila njani?	Hello all of you, how are you?
Sisaphil' enkosi.	We are still well thank you.
Kunjani kuwe?	How are you?

How to apply it

1 Greetings and introductions

- How would you greet Thandi?
- How would you greet an older lady?
- How would you greet an older gentleman?
- How would you greet a female friend?
- How would you greet a male friend?
- How would you greet a married lady?
- How would you greet a gentleman?
- How would you greet an unmarried lady?
- How would you greet a child?
- How would an air hostess greet passengers?
- How would you introduce yourself?
- How would you respond to an introduction?

2 Ask one person

- How are you?
- Do you live in Cape Town?
- Whereabouts exactly?

3 Say

- Welcome to Cape Town ladies and gentlemen!
- I am well, thank you.
- I am glad to meet you.
- I live in Cape Town.
- It was nice to talk with you!
- It was nice to meet you!
- We shall see each other soon again!
- Goodbye when leaving a friend.
- Goodbye when leaving a group.
- Goodbye when a friend is leaving.
- Goodbye when a group is leaving.

4 What questions would you ask to obtain the following answers?

- Sikhona.
- Ndihlala eKapa.
- NgaseForest Drive.

5 Re-write the following putting in the appropriate word breaks

NamndiyavuyaukukwaziJenny.

6 Do you recognise the following Xhosa words which are in everyday use?

fundu
indaba
ingozi
ithuba
zama

7 Listen to the following Xhosa words adopted from English and write down their meanings in the order in which you hear them.

- | | | |
|-----------|-----------|-----------|
| (a) _____ | (h) _____ | (o) _____ |
| (b) _____ | (i) _____ | (p) _____ |
| (c) _____ | (j) _____ | (q) _____ |
| (d) _____ | (k) _____ | (r) _____ |
| (e) _____ | (l) _____ | (s) _____ |
| (f) _____ | (m) _____ | (t) _____ |
| (g) _____ | (n) _____ | |

2 Ukudibana kwakhona kwaMurray

Meeting again at the Murrays' home

In this Unit you will learn how to:

- invite guests into your home
- express pleasure at meeting
- make introductions (using kinship terms)
- ask what someone's name is
- offer refreshments
- ask someone what they want to do
- ask someone what they prefer to do
- suggest doing something
- offer help

Incoko

Thandi and Themba Thamsanqa visit Jenny and Peter Murray.

- UJenny Molweni! **Ngenani!**
 UThandi Ewe, **ninjani?**
 UJenny Hayi, **sikhona**. Kumnandi kakhulu ukuni**bona!**
 UThandi **Ngumyeni** wam, **uThemba** lo.
 UJenny Molo Themba, ndiyavuya kakhulu ukukwazi. Lo **ngumyeni** wam, **uPeter**.

UThemba Ndiyavuya ukunazi.
 UPeter **Nathi** siyavuya ukunazi. Namkelekile **ekhayeni** lethu!

David, Jenny and Peter's son, comes in.

- Lo **ngunyana** wethu.
 UThandi Molo **mntwan'am**. **Ngubani igama** lakho?
 UDavid Ndingu**David**.
 UThemba Uyafunda,* David?
 UDavid Ewe, ndifunda e**Grove**.
 UThandi U**funda phi** ukuthetha *isiXhosa*?

- UDavid Ndisifunda *esikolweni*, Nkosikazi.
Peter asks about Themba and Thandi's children.
 UPeter Nina, **ninabantwana?**
 UThemba Ewe **sinabo**, **unyana nentombazana**.
 UPeter **Bayafunda?***
 UThemba Ewe, **bayafunda**. **Bafunda eWesterford**.
 UJenny **Kunjani ngokuphunga? Nikhetha iti** okanye **ikofu** okanye **into ebandayo** yokusela?
 OoThamsanqa Nokuba yintoni. Ewe, nokuba yintoni.
 UPeter **Nifuna ukuhlala** ngaphakathi okanye ngaphandle?
 UThandi **Masihlalani** ngaphandle. **Lihle namhlanje!** Ndingaku-**ncedisa**, Jenny?
 UJenny Enkosi **sisi**. **Peter noThemba**, ningancokola!
 UPeter **Kulungile!**

*Lit. Are you learning? i.e. Are you at school? Are they learning? i.e. Are they at school?

Isigama

<i>kwa-</i>	<i>at the home of</i>	<i>sinabo</i>	<i>we have them</i>
ngenani!	come in (pl.)	nentombazana	and a daughter
<i>ni-</i>	you (subject) (pl.)	<i>ba-</i>	they
kumnandi	it's nice	kunjani ngoku-	how about
<i>-ni-</i>	you (object) (pl.)	-phunga	drink (hot liquid)
-bona	see	-khetha	prefer
<i>umyeni</i> wam	my husband	iti	tea
lo	this	okanye	or
<i>-n- (< -ni-)</i>	you (object) (pl.)	ikofu	coffee
nathi	and us	into ebandayo	something cold
<i>ekhayeni</i> lethu	to our home	yokusela	(of) to drink
<i>unyana</i> wethu	our son	ooThamsanqa	the Thamsanqa
<i>mntwan'am</i>	my child	nokuba yintoni	whatever
(<i>< umntwana</i> wam)		-funa	want
ngubani igama	what is your name?	ngaphakathi	inside
lakho?		ngaphandle	outside
-funda	learn/study/read	<i>masihlalani</i>	let's sit
phi?	where?	lihle	it's beautiful
<i>esikolweni (< isikolo)</i>	at school	-nga-	may/can
ukuthetha	to speak	-ncedisa	help someone with
nina	as for you (pl.)	-ncokola	chat
<i>ninabantwana?</i>	do you have children?	kulungile	it's all right / fine
<i>abantwana</i>	children		

Try to memorise

Namkelekile ekhayeni lethu!	Welcome to our home!
Kunjani ngokuphunga?	How about something warm to drink?
Nikhetha into yokusela?	Do you prefer something cold to drink?
Nokuba yintoni	Whatever
Masihlalani ngaphakathi / ngaphandle	Let's sit inside / outside
Lihle namhlanje!	It is beautiful (weather) today!

How to ...**Invite guests into your home**

Singular	Plural
Ngena!	Ngenani!

Express pleasure at meeting (again)

Kumnandi kakhulu ukukubona (kwakhona) (to one person)
 Kumnandi kakhulu ukunibona (kwakhona) (to more than one person)

Make introductions

Jenny noPeter, lo *ngumyeni* wam, uThemba
 Ndinganazisa *umyeni* wam, uThemba

Ask what someone's name and surname is

Ngubani *igama* lakho?
 Ngubani *ifani* yakho? (*ifani* < Afrikaans *van*) (What is your surname?)

Note: When you can't recall the name of someone whom you've met before:

Ndiza kuthi *ungubani* kanene? (lit. I am going to say who are you, by the way, i.e. just remind me)

See Cultural background.

Offer refreshments

Kunjani ngokuphunga/ngokusela?

Singular	Plural
Ùfuna <i>into</i> yokuphunga?	Nifuna <i>into</i> yokuphunga?
Ùfuna <i>into</i> yokusela?	Nifuna <i>into</i> yokusela?

Ask what someone wants/prefers to do

Ùfuna ukuhlala ngaphakathi okanye ngaphandle?
 Ùkhethe ukuhlala ngaphakathi okanye ngaphandle?

Suggest doing something

Masincokole! Masiphunge ikofu! Masihlale ngaphandle!

Note: These forms already incorporate a plural marker, i.e. '-si-' = 'us'. However, the addition of the plural suffix '-ni' can be heard in everyday speech when addressing a group.

Masihlaleni phantsi! Masithetheni isiXhosa! Masihambeni!

Offer to help with a specific activity

Ndingakuncedisa?

cf. ukunceda = to help someone by doing something for them not together with them.

Cultural background

When Xhosa speakers meet for the first time, it is customary to find out each others **clan names** by saying:

Ùngumni? (to a male) Ùngumanni? (to a female) or
 Khawuzibonge! / Khawuzithuthe! Please praise *yourself*!

A **clan** is a conceptual kinship group. Members trace their kinship to a common male ancestor. The name of this male ancestor is the clan name – **isiduko** – and members are usually called by this name. Mentioning the **clan** name(s) of someone you wish to thank or sing the praises (**izibongo**) of, starting with the main clan name and then continuing with the sub-clan names, is the ultimate way of showing respect used among family and friends, e.g.:

Tolo, Zulu, Mchenge, Mabhanekazi

The response to this is *Utsho kum kanye!* or *Ndim kanye lowo!* A man and woman of the same clan name can never marry as they are considered to be related to one another. A woman always keeps her clan name which is prefixed by *Ma-*. Children take their father's clan name.

Dlamini, Gambu, Jwarha, Jili, Mbanjwa, Mnguni, Mpinga, Tolo and Tshawe (royal clan name) are but a few of the many clan names.

Do you know which famous South African has the clan name *Madiba*?

Find out the clan names of your Xhosa friends and acquaintances.

How it works

1 The Xhosa equivalent of English 3rd person pronouns 'he', 'she', 'they'

You have already learnt how to say 'I', 'we' and 'you' (s. & pl.) in Xhosa. In English, the pronouns for the 3rd person 'he' / 'she' / 'it' tell us whether the noun we are referring to is masculine, feminine or neuter. This gender distinction does not exist in Xhosa. Instead, **subject concords** are used. These subject concords are **derived from noun prefixes** and are **attached to the verbal form**, e.g.:

<i>Umntwana úyakhwazi</i>	Does the child (he / she)
<i>ukuthetha isiXhosa?</i>	speak Xhosa? (lit. He / she knows how to speak Xhosa?)

Abantwana bafunda isiXhosa. The **children** (they) **learn** Xhosa.

Note: The use of both noun and subject concord in Xhosa explains why some Xhosa speakers, when speaking English, will say, for example:

The **children they** are learning.

Similarly, the fact that 'ú-' = 'he' / 'she' explains why some Xhosa speakers are inclined to use 'he' / 'she' interchangeably in English.

'ú-' = 'he' / 'she' has a **higher tone** while 'ù-' = 'you' (s.) is pronounced with a **low tone**.

To ensure that you are not misunderstood, you can use the so-called **emphatic pronoun** 'wena' = 'as for you' (cf. French 'toi'), as well as the **subject concord** 'ù-':*

Wena, ùphila njani?

→ *See **Unit 3** for a complete list of noun classes and their corresponding **subject concords**.

2 The present tense – positive

In the present tense (as well as in all other tenses) verb endings are the same for all persons, masculine and feminine, singular and plural.

In the **present tense** the verb ends in **-a**. The subject concord (SC) is the only indicator of person and number.

<i>Ndiyafunda</i>	I am learning
<i>Siyafunda</i>	We are learning
<i>Úyafunda</i>	You are learning
<i>Niyafunda</i>	You are learning
<i>Úyafunda</i>	He/She is learning
<i>Bayafunda</i>	They are learning

The infix **-ya-**, inserted between SC and verb, only occurs in the **present tense positive** and simply denotes the **long form** of this tense.

However, if an **object** (noun) or an **adverb** (e.g. 'kakhulu' = 'a lot/much') follows the verb, **-ya-** is usually **omitted**. This is known as the **short form** of the present tense:

<i>Ndifunda kakhulu.</i>	I read a lot.
<i>Úfunda eyunivesithi?</i>	Do you study at the university ?
<i>Úfunda esikolweni.</i>	He/she learns at school .
<i>Sifunda namhlanje.</i>	We are studying today .
<i>Nifunda phi ukuthetha isiXhosa?*</i>	Where are you learning to speak Xhosa?
<i>Bafunda ekhaya.</i>	They are studying at home .

Note: * '-ya-' is **never** used in a sentence **with a question word**:

<i>Abantwana bayafunda.</i>
<i>Bafunda phi? Bafunda esikolweni. Bafunda kakhulu.</i>

3 Infixes '-nga-' = 'may', 'can' and '-sa-' = 'still'

Unlike the infix **-ya-** **-nga-** and **-sa-** have a specific meaning:

<i>Ndingakunceda?</i>	May I help you?
<i>Ningancokola.</i>	You may chat.

Ndingangena?
Sisaphil' enkosi.

May I come in?
We are **still** well, thanks.

4 The infinitive

Nearly all verbs in the **infinitive**, like the forms in the present tense positive, also end in '-a':

ukuthetha	ukuphunga	ukusela
ukufika	ukudibana	ukuhlala

There are only **three** exceptions:

ukwazi*	to know	Ndiyazi.	I know.
ukuthi	to say	Ùthini?	What do you say?
ukutsho	to say so	Útsho.	He / she says so.

Note: '-thi' and '-tsho' never occur with infix '-ya-'.

* As it is not possible to have two different vowels following one another in the same word in Xhosa, **sound changes** must take place, i.e. u > w: uku- + -azi > ukwazi.

5 The Xhosa equivalent of English 'am', 'is', 'are'

With nouns beginning with 'u-' and 'um-'

NdinguJenny.	I am Jenny.
Lo <u>ngunyana</u> wam.	This is my son.
Lo <u>ngumyeni</u> wam.	This is my husband.
Lo <u>ngumntwana</u> wam.	This is my child.

Note: Idiomatic expression: Ngubani igama lakho? What **is** your name? (lit. It **is** who name of yours?)

Where '**am**', '**is**', '**are**' is understood

Ùnjani?	How (are) you?
Ndikhona.	I (am) well . (lit. I am here)
Sikhona.	We (are) well (lit. We are here)

6 The Xhosa equivalent of English 'me', 'us', 'you' (s. and pl.) called object concords

-ndi-	me	-si-	us
-ku-	you (s.)	-ni-	you (pl.)

The form of the **object concord** is **identical** to that of the **subject concord** except where the subject concord is a vowel only:

ù- (SC) > ku- (OC)

In this case -k- is inserted to separate two vowels.

Object concords are always placed **directly before the verb**:

Ndiyaku**thanda**. I love you. (lit. I you love.)

Position of subject and object concord

Ndiyabona.	I see.	Uyandi bona ?	Do you see <u>me</u> ?
Siyabona.	We see.	Uyas ibona ?	Do you see <u>us</u> ?
Ndiyafundisa.	I teach.	Ndiyaku fundisa .	I teach <u>you</u> .
Siyafundisa.	We teach.	Siyani fundisa .	We teach <u>you</u> .

The '-i-' of *-ndi-*, *-si-*, *-ni-* is dropped before a vowel verb:

Ùyandazi?	Do you know <u>me</u> ?
Niyasazi?	Do you know <u>us</u> ?
Ndiyavuya ukwazi.	I am glad to know, i.e. meet you.

Note: In the present tense positive -ya- is usually omitted when some other word follows the verb (predicate), e.g.:

Ndiyafunda. BUT Ndifunda isiXhosa.

This is also the case when there is an object concord involved:

Ndiyasi**fund**a.* BUT Ndisi**fund**a esikolweni.

*-si- = 'it' refers to isiXhosa.

7 Interrogatives

You are already familiar with the interrogative **-phi?** = '**where?**':

Uhlala phi ?	Where do you live/stay?
Ufunda phi isiXhosa?	Where do you learn Xhosa?

You have also come across **njani?** = '**how?**':

Uphila njani?	How are you?
Kunjani ngokuphunga?	How about (something hot) to drink?

Another important question word is **-bani?** = '**who?**':

Ngubani?	Who is it?
Ngubani igama lakho?	What is your name? (lit. It is who ...)

8 Possessive adjectives – ‘my’, ‘our’, ‘your’ (s. & pl.)

In Xhosa, unlike in English, **possessive adjectives** e.g. ‘my’, ‘our’, ‘your’, etc., follow the noun:

Lo <i>ngumntwana</i> <i>wam</i> .	This <i>is</i> my child. (lit. This is child <i>of mine</i>)
Lo <i>ngumntwana</i> <i>wakho</i> ?	Is this <i>your</i> (s.) child?
Lo <i>ngunyana</i> <i>wethu</i> .	This <i>is</i> our son.
<i>Ngubani igama lakho</i> ?	What <i>is</i> your name?
<i>Igama lam nguDavid</i> .	My name is David.

From these examples you can see that Xhosa **possessive adjectives** consist of **two parts**. The **first part**, e.g. ‘wa-’ ‘la-’ = ‘of’, changes according to the noun in question, while the **second part**, representing ‘mine’, ‘yours’, ‘ours’, **does not change**.

→ See Unit 14.4, for more **possessive adjectives**.

9 Na = ‘and’, ‘with’ as well as ‘have’, ‘has’

Before a noun ‘na-’ = ‘and’ (as well as ‘with’, ‘also’, ‘even’):

na- + a- = na-

Manene *namanenekazi*, *namkelekile eKapa*!

na- + i- = ne-

Sinabo *abantwana*, *unyana nentombazana*.

na- + u- = no-

Ndifuna *ukudibana noPeter noThemba*. (i.e. **with** Peter **and** Themba)

When two dissimilar vowels follow one another in the same word, to avoid an inharmonious sound, yet another **sound change** occurs.

Between a subject concord and a noun ‘-na-’ = ‘have’, ‘has’:

<i>Ninabantwana</i> ?	(Do you have children?)	(lit. You with children?)
Ewe, <i>sinabantwana</i> .	(Yes, we have children.)	(lit. We with children.)
or: Ewe, <i>sinabo</i> .*	(Yes, we have them .)	(lit. Yes, we with them .)

* -bo shortened form of emphatic pronoun ‘bona’ ‘as for them’.

Some kinship terms and relationships

- **Parents – Abazali**
mother *umama* father *utata*
 - **Children – Abantwana**
daughter *intombi* son *unyana*
 - **Grandparents – Oomawokhulu**
grandmother *umakhulu* grandfather *utat’omkhulu*
 - **Grandchild(ren) – Umzukulwana (aba-)**
 - **Aunts**
maternal *umakazi* paternal *udad’obawo*
 - **Uncles**
maternal *umalume* paternal *utat’omkhulu*
(older)
utat’omncinci
(younger)
 - **Cousins – Abazala**
parents are **brother** and **sister** *umza / umzala*
fathers are **brothers** *ukayise*
mothers are **sisters** *ukanina*
 - **Nieces and Nephews – Abatshana**
 - **Kinship terms between siblings**
umntakwethu my / our **brother**
udadewethu my / our **sister**
umafungwashe eldest **sister** (lit. by whom one takes an oath)
abantakwethu my / our **siblings** (lit. of our **home**)
abantakwenu your [s./pl.] **siblings** (lit. of your **home**)
abantakwabo his / her / their **siblings** (lit. of their **home**)
oodadewethu my / our **sisters**
- Brothers** refer to one another as:
umkhuluwa = **older brother**
umninawa = **younger brother**
- When talking **about** a **third person’s brother** or **sister**:
umnakwabo (his / her / their **brother**)
udadewabo (his / her / their **sister**)
- When talking **to** a 2nd person about a:
sister *udadewenu* your [s./pl.] **sister**
brother *umnakwenu* your **brother**

How to apply it

1 Ask the appropriate question for the following answers

- (a) NdinguDavid.
- (b) Hayi, sikhona.
- (c) Ewe, ndifunda eGrove.
- (d) Ndisifunda esikolweni.

2 Complete appropriately

UThandi: Uphi umyeni _____, Jenny?

UJenny: Lo ngumyeni _____, uPeter.

UThandi: Lo ngumntwana _____, Jenny?

UJenny: Ewe, lo ngunyana _____, uDavid.

3 Being hospitable

- (a) Invite someone into your home: _____
- (b) Express pleasure at meeting: _____
- (c) Ask him / her to sit down (phantsi): _____
- (d) Offer refreshment: _____
- (e) Say goodbye (to someone leaving): _____

4 Ask a guest what he/she wants

- (a) Do you want coffee?
- (b) Do you want tea?
- (c) Do you want to meet (with) Peter?
- (d) Do you want to speak with Themba?
- (e) Do you want to speak Xhosa?
- (f) Do you want to sit outside?
- (g) Do you want to sit inside?
- (h) Do you want go now (ngoku)?

5 Ask guests what they want

- (a) Do you want to drink coffee?
- (b) Do you want to drink tea?
- (c) Do you want to meet (with) Peter?
- (d) Do you want to speak with Themba?
- (e) Do you want to speak Xhosa?

- (f) Do you want to sit outside?
- (g) Do you want to sit inside?
- (h) Do you want go now?

6 Ask what your guest prefers

- (a) Do you prefer tea or coffee?
- (b) Do you prefer to sit inside or outside?
- (c) Do you prefer to speak Xhosa or English (isiNgesi)?

7 Suggest to your friend

- (a) Let's go in!
- (b) Let's sit down
- (c) Let's speak Xhosa!
- (d) Let's drink coffee!
- (e) Let's drink tea!
- (f) Let's drink something cold!
- (g) Let's sit outside!
- (h) Let's chat!
- (i) Let's stay!
- (j) Let's go!

8 Ask where and give the answer

- (a) _____hlala phi uThandi noThemba?
- (b) _____funda phi ukusithetha isiXhosa, uDavid?
- (c) _____funda phi ukusithetha isiXhosa, David?
- (d) _____hlala phi ooThamsanqa nooMurray?

9 Complete the questions and answer them

- (a) Ngu_____ igama lakho?
- (b) Ûhlala _____?
- (c) Ûphila _____ namhlanje?

10 Listen to the dialogue and say whether the statements are correct or not

- | | | |
|----------------------------------|-----|----|
| (a) Thandi visits Jenny. | yes | no |
| (b) Thandi wants a cool drink. | yes | no |
| (c) Thandi wants to sit inside . | yes | no |
| (d) Jenny accepts Thandi's help. | yes | no |

3 | Ukwazi ukuthetha isiXhosa

Knowing how to speak Xhosa

In this Unit you will learn how to:

- discuss your ability with regard to speaking and understanding Xhosa
- make comparisons
- make polite requests

Incoko

Peter and Themba continue with their conversation.

UThemba Wena Peter, *usithetha* kakuhle *isiXhosa!* *Ndixelele*, wafunda *phi* ukusithetha kakuhle kangaka?

UPeter Ndakhulela *efama* ngase*Rhini*. Ndaqhuba ke ngokusifunda *esikolweni*. Ngelishwa ndilibele *into eninzi*. Enye *into*, ndiyazi ukuba ndisaphazama kakhulu kodwa ndiyazama noko!

UThemba Ayinamsebenzi loo *nto* yokuphazama. *Into ebalulekileyo* kukuba *uzame* ukusithetha yonke *imihla!*

UPeter *Unyanisile*. Kufuneka *undixelele* xa ndiphazama.

UThemba Kulungile, kodwa ke *uyalandela*.

UPeter Ewe, ukuba *umntu uyacothisisa!*

UThemba Heke, *nam* ndiza kuzama ukuzekelela.

UPeter Enkosi kuba *andithethi* kakuhle njengoJenny. Naye wakhulela *efama eMpuma-Koloni*. Yena wasifunda *esikolweni naseyunivesithi*. *Usithetha* njengomXhosa kangangokuba *uyasifundisa* ngoku!

UThemba Intle loo *nto!* Uyazi bathi *abantu baseHolani*: 'So *veel tale as jij kan, so veel male is jij man*' (lit. As many languages as you can, so much more are you a person!).

UPeter *Yinyaniso leyo!*

Isigama

<i>Ndixelele</i>	tell me	xa	whenever
wafunda	you learnt	-landela	follow
kangaka	so	ukuba	if
ndakhulela	I grew up	<i>umntu</i>	a person
<i>efama</i>	on a farm	-cothisisa	speak slowly
ngase <i>Rhini</i>	near Grahamstown	heke	well then
ndaqhuba	I continued	<i>nam</i>	I too
ke	then	ndiza kuzama	I will try
ngelishwa	unfortunately	ukuzekelela	to speak slowly
-libele	forgotten	<i>andithethi</i>	I don't speak
<i>into eninzi</i>	a lot	njengoJenny	as Jenny
<i>enye into</i>	another thing	<i>naye</i>	she also
ukuba	that	<i>eMpuma-Koloni</i>	Eastern Cape
ndisaphazama	I still make mistakes	<i>yena</i>	as for her
kodwa	but	<i>wasifunda</i>	she studied it
ndiyazama	I am trying	<i>naseyunivesithi</i>	and at university
noko*	in a small way	njengomXhosa	like a Xhosa
ayinamsebenzi	it doesn't matter	kangangokuba	so much so
loo <i>nto</i>	that (thing)	-fundisa	teach
yokuphazama	of making mistakes	ngoku	now
<i>into</i>	the thing	intle loo <i>nto!</i>	that's lovely!
<i>ebalulekileyo</i>	which is important	<i>abantu</i>	Dutch (lit. the people
kukuba	is that	baseHolani	of Holland)
yonke <i>imihla</i>	every day	<i>yinyaniso leyo</i>	that's the truth
<i>unyanisile</i>	you are right		
kufuneka	you must (lit. it's necessary)		

*There is no exact equivalent in English for 'noko'. It is a kind of pleading for the listener's sympathy and understanding (cf. Afrikaans 'maar').

Try to memorise

Ngelishwa ndilibele into eninzi	Unfortunately I've forgotten a lot
Ayinamsebenzi loo nto	It doesn't matter
Into ebalulekileyo kukuba uzame	The important thing is that you try
Unyanisile	You are right
Intle loo nto!	That's lovely!
Yinyaniso leyo	That's the truth

How to ...

Discuss your ability with regard to speaking and understanding Xhosa

Ndiyakwazi ukuthetha isiXhosa.	I know (how) to speak Xhosa.
Andikwazi.	I do <i>not</i> know (how).
Uxolo, andisithethi kakuhle.	I'm sorry, I don't speak it well.
Ndisithetha kancinci nje.	I speak it just a little.
Ndisafunda.	I am still learning.
Ndiyazama noko.	I am trying in a small way.
Ùyaqonda?	Do you understand?
Ùyandiva? (lit. Do you hear me?)	Do you understand me?
Ùyandilandela?	Do you follow me?
Ndiyaqonda.	I understand.
Andiqondi.	I don't understand.
Ndiqonda kancinci nje.	I understand a little.
Andilandeli kakuhle.	I don't follow well.
Uxolo, ùthini?	Pardon, what do you say?
Uxolo, ùtheni?	Pardon, what did you say?
Zekelela! / Nceda ùzekelele!	Speak slowly! / Please speak slowly!
Cothisisa! / Nceda ùcothisise!	Speak slowly! / Please speak slowly!
Phinda kwakhona.	Repeat (again)!
Nceda ùphinde kwakhona.	Please repeat (again).
Nceda ùndixelele xa ndiphazama.	Please tell me when I make mistakes.
Yintoni le ngesiXhosa?	What is this in Xhosa?
Yintoni '...' ngesiXhosa?	What is '...' in Xhosa?
Ithetha ntoni le nto ngesiXhosa?	What does this (thing) mean in Xhosa?

Make comparisons

Andithethi kakuhle njengoJenny.
Yena usithetha isiXhosa njengomXhosa.

How it works

1 Summary of nouns of Units 1-3

To help you understand how nouns are grouped according to their prefix:

um-:				
umntu	umntwana	umyeni	umhlobo	umfana
umququzelelikazi	umXhosa	umnumzana		umhlelazi
u-:				
umama	utata	unyana	ubawo	usisi
umakhulu	utatomkhulu		uNkosikazi	Thamsanqa
uThandi	uJenny	uPeter	uThemba	uDavid
aba-:				
abantu	abantwana	abahlobo		abafana
um-:				
umsebenzi				
imi-:				
imihla				
i(li)-:				
igama				ikhaya
ama-:				
amanene	amanenekazi	amaXhosa		amabhanti
isi-:				
isiXhosa	isiNgesi	isiBhulu	isiZulu	isiPhutukezi
	isikolo	isigama		
in- / i-:				
incoko	inkosikazi	inkosazana	inkwenkwe	intombazana
ikofu	iKapa	i-eroplani	inqwelo-moya	iti
	into	ifama		
iyunivesithi				
uku- / ukw-:				
ukuvuya	ukuphila	ukufuna	ukukhetha	ukuhamba
ukusala	ukudibana	ukubona	ukuthanda	ukuphunga
ukungena	ukufunda	ukuncokola	ukuncedisa	ukusela
ukuqonda	ukuthemba	ukuxelela	ukuzekelela	ukuzama
ukuthetha	ukwamkela	ukwazi	ukwazisa	ukwazana

Noun groups				
Class	Prefix	Stem	S.C.	Translation
1	um-	ntu	ú-	the person (<i>he/she</i>)
2	aba-	ntu	ba-	the people (<i>they</i>)
1a	u-	Themba	ú-	Themba (<i>he</i>)
	u-	Thamsanqa		Thamsanqa (<i>he</i>)
	u-	mama		the mother (<i>she</i>)
	u-	nyana		the son (<i>he</i>)
	u-	loliwe		the train (<i>it</i>)
2a	oo-	Sipho	ba-	Sipho and co. (<i>they</i>)
	oo-	Thamsanqa		the Thamsanqas (<i>they</i>)
	oo-	mama		the mothers (<i>they</i>)
	oo-	nyana		the sons (<i>they</i>)
	oo-	loliwe		the trains (<i>they</i>)
3	um-	hla	u-	the day / date (<i>it</i>)
4	imi-	hla	i-	the days (<i>they</i>)
5	ili-	zwe (one syllable)	li-	the country (<i>it</i>)
	i-	gama (two syllables)	li-	the name (<i>it</i>)
6	ama-	zwe	a-	the countries (<i>they</i>)
	ama-	gama	a-	the names (<i>they</i>)
7	isi-	kolo	si-	the school (<i>it</i>)
8	izi-	kolo	zi-	the schools (<i>they</i>)
9	in-	to	i-	the thing (<i>it</i>)
	in-	coko		the conversation (<i>it</i>)
	i-	fama		the farm (<i>it</i>)
10	izin-	to (one syllable)	zi-	the things (<i>they</i>)
	iin-	coko (two syllables)		the conversations (<i>they</i>)
	ii-	fama		the farms (<i>they</i>)
11	ulu-	thi (one syllable)	lu-	the stick (<i>it</i>)
	u-	lwimi (two syllables)	lu-	the tongue / language (<i>it</i>)
10	izin-	ti (no 'h')	zi-	the sticks (<i>they</i>)
	ii-	lwimi	zi-	the tongues/languages (<i>they</i>)
14	ubu-	sika	bu-	the winter (<i>it</i>)
	ubu-	ntu *	bu-	human decency (<i>it</i>)
15	uku-	hamba	ku-	to walk / walking (<i>it</i>)
	ukw-	azi		to know / knowledge (<i>it</i>)
	uk-	oja		to roast / roasting (<i>it</i>)

* → See Cultural background.

From these tables you will see that all **nouns** are grouped into **classes according to their prefix**.

- The noun classes are **numbered 1–15**.
- Classes **1, 3, 5, 7, 9** and **11** are **singular** nouns.
- Classes **2, 4, 6, 8** and **10** are the corresponding **plural** nouns.
- Classes **14** and **15** have **no plural**.
- Classes **12** and **13** are **no longer active** in Xhosa.

No hard and fast rules enable one to classify a particular noun into a specific class or group. However a few principles apply. Nouns of:

- **Classes 1 and 2:** only refer to **people** (but not all nouns referring to people are in this class).
- **Classes 1a and 2a:** include all **proper names, kinship terms**, (e.g. mother/s, father/s, uncle/s, aunt/s, sister/s, brother/s), some **professions** (e.g. doctor/s, social worker/s, teacher/s) and **personifications** (e.g. train/s, radio/s, machine/s).
- **Classes 3 and 4:** many trees and rivers; some parts of the body, e.g. leg/s, mouth/s, finger/s, as well as some abstract nouns, (e.g. miracle/s, anger, contribution/s, organisation/s, law/s, marriage/s).
- **Classes 5 and 6:** some parts of the body, (e.g. eye/s, breast/s, knee/s, ankle/s, bone/s), nouns describing personal characteristics, (e.g. brave person/s; eloquent speaker/s; skilful person/s; liar/s) and some adopted from English/Afrikaans, (e.g. police, card, wheel, kitchen)

Note: Some nouns of **Classes 1 and 9** have their plural in **Class 6**, e.g.:

umXhosa indoda (man) *inkosikazi inkwenkwe intombazana*
amaXhosa amadoda amakhosikazi amakhwenkwe amantombazana.

- **Classes 7 and 8:** all **languages, ordinal numbers 2–10**, (2nd, 3rd, 4th etc.) many **implements**, words adopted from English or Afrikaans beginning with '**sc-**', '**st-**', '**sp-**': e.g. *isikolo* < school, *isitovu* < stove, *isipili* < spieël [mirror], as well as many **grammatical terms**.
- **Classes 9 and 10:** many **animals**, nouns adopted from English and Afrikaans, (e.g. bus/es, car/s, money, bicycle/s, window/s, phone/s)
- **Class 11:** many **abstract nouns**. Plural: prefix of Class 10 where applicable.
- **Class 14:** mainly abstract nouns but also others, (e.g. face, beer, honey, winter, night). **No plural**.
- **Class 15:** all **infinitives** which can also function as nouns.

2 Emphatic pronouns

Similar to the French 'moi', 'toi', 'lui', 'mna', 'wena', 'yena' is used for **emphasis** and **contrast**, and can be used as well as, but **never instead of**, the **subject concord**:

<i>Mna</i> , ndiyahamba ngoku.	As for me , I am going now.
<i>Thina</i> , siyahamba ngoku.*	As for us , we are going now.
<i>Wena</i> , ùphila njani?	As for you , how are you ?
<i>Nina</i> , ninabo abantwana?	As for you , do you have children?
<i>Yena</i> , uPeter wasifunda isiXhosa esikolweni.	As for him , Peter, he learnt Xhosa at school .
<i>Yena</i> , uJenny wakhulela efama.	As for her , Jenny she grew up on a farm .
<i>Bona</i> , abantwana bakhulela eKapa.	As for them , the children, they grew up in Cape Town .

You will surely recognise 'thina' from the refrain of 'NKOSI SIKELEL' IAFRIKA'

*→ see Cultural background.

Note: The function of '-na' is simply to avoid a one syllable word to which Xhosa has an aversion! However, when the two elements of the **emphatic pronoun** are **transposed**, 'na-' carries a **meaning**:

<i>mna</i> > <i>nam</i>	and me / with me / I too, also
<i>wena</i> > <i>nawe</i>	and you / with you / you too, also
<i>thina</i> > <i>nathi</i>	and us / with us / we also
<i>yena</i> > <i>naye</i>	and him, her / with him, her <i>he, she too, also</i>
<i>Nam</i> , ndiyavuya ukukwazi.	Me too , I am pleased to know <i>you</i> .
Bekumnandi ukuthetha <i>nawe</i> .	It was nice to talk with you .
<i>Nathi</i> , siyavuya ukunazi.	We also , we are pleased to know <i>you</i> .

3 Present tense negative

The negative of the present tense is formed by prefixing 'a-' before the subject concord and changing the final vowel of the verb '-a' to '-i'. If a noun (object) follows the verb, the initial vowel of the prefix of all subsequent nouns is dropped e.g.:

Andiphungi kofu.

I **don't** drink coffee.

Andifuni kuphunga kofu.

I **don't** want to drink coffee.

Positive

Ndiyaphunga.

Negative

Andiphungi.

Siyaphunga.

Asiphungi.

Ùyaphunga?

Akaphungi? (kofu)

Niyaphunga?

Aniphungi?

Úyaphunga.

Akaphungi.

Bayaphunga.

Abaphungi.

Remember: -ya- only occurs in the present tense **positive** when no object follows the verb.

As you can see, when the subject concord consists of a vowel only, e.g. ù- / ú-; -k- (or -w- in spoken language) is inserted:
a- + ù- > *aku-* / *awu-*; a- + ú- > *aka-*.

Note: The negative form of: 'Ndiyaphila' / 'Ndiphilile' is *Andiphilanga*. See Unit 7.3

4 Remote past tense

One of the past tenses used when talking about past events and actions is the remote or narrative past tense. The subject concord indicates the tense. It is characterised by a long '-a-' with a falling tone:

Ndakhulela efama.

Sakhulela efama.

*Wakhulela** efama.

Nakhulela efama.

*Wakhulela** efama.

Bakhulela efama.

* ù- + a = *wa-* and ú- + a = *wa-*.

5 Polite requests

The **tone** used when giving a one-word instruction in Xhosa largely indicates the 'softness' or 'severity' of such an instruction, e.g.:

Hlala phantsi! (s.)

Hlalani phantsi! (pl.)

However this can easily be changed into a **polite request** by saying:

Ndicela uhlale phantsi.

(lit. I **beg** you (s.) sit down.)

Ndicela nihlale phantsi.

'Ndicela' can also be said when asking for something:

Ndicela *amanzi*. (lit. I beg for water.)

Ndicela *ikofu*.

Ndicela *into yokusela*.

'Nceda' (lit. help) is the equivalent of the English 'please' and can also introduce a polite request:

Nceda *uhlale* phantsi.

Ncedani *nihlale* phantsi.

Note: The verb following 'Ndicela' and 'Nceda' ends in *-e*.

→ See also Unit 4.5.

Ndicela *ùthethe isiNgesi*. Please (you) speak English.
(lit. I beg (that) you speak English.)

Nceda *ùthethe isiXhosa*. Please (you) speak Xhosa.

Nceda *ùzame ukuthetha isiXhosa*. Please (you) try to speak Xhosa.

Nceda *ùcothisise*. Please (you) speak slowly.

Nceda *ùkhumbule*. Please (you) remember.

Ncedani *nithethe isiXhosa*. Please (you all) speak Xhosa.

6 Impersonal ku- – the equivalent of English 'it'

Kunjani? How is it? (lit. It is how?)

Kufuneka ndihambe. It is necessary (that) I go
[i.e. I must go]

Kulungile. It is all right.

Kushushu. It is hot.

Kuthethwa *isiNgesi* apha. It is spoken (English here).

7 More interrogatives

In Units 1 and 2 you were introduced to the question words 'phi?'; 'njani?' and 'bani?'. Two other interrogatives which you will need are 'nini?' = 'when?' and 'ntoni?' = 'what?':

Wazalwa *nini*? When were you born?

Ufuna *ntoni*? What do you want?

Uthini? What do you say?

Note: with the verb '-thi' = 'say', the shortened form '-ni?' (< ntoni?) must be used.

8 Conjunctions 'because', 'but', 'if', 'that', 'when'

Like English, Xhosa has **conjunctions to join clauses**:

Ndilandela kakuhle	I follow well because you are speaking slowly.
kuba uyacothisisa.	
Ndiyazama ukuthetha isiXhosa,	I am trying to speak Xhosa,
kodwa kunzima.	but it is difficult.
Ndiyaqonda ukuba umntu	I understand if a person
uyacothisisa.	speaks slowly.
Ndiyazi ukuba ndiyaphazama	I know that I make a lot
kakhulu.	of mistakes.
Nceda <i>ndilungise xa</i>	Please correct me when I
ndiphazama.	make a mistake.

Note: A verb following 'xa' (= 'when', 'whenever') never infixes '-ya-'.

→ See Unit 12.1.

Cultural background

The concept of 'Ubuntu'

'Ubuntu' – common human decency, humanism or as defined by the editor of the *S.A. Medical Journal*, Professor Daniel Ncayiyana, in a recent editorial, 'ubuntu, the deeper meaning of which cannot be explained in one or two sentences but which can be said to encompass all the attributes of caring' for one's fellow human being. The concept of *ubuntu* is also closely related to the proverb: 'Umntu ngumntu ngabantu.' (lit. a person is a person through other people.)

Professor Ncayiyana explains the meaning of this proverb as 'attaining the totality of being a fully adjusted member of society only through the support, counselling, love, assistance, shelter, example, etc., of one's fellow human beings'.

Nkosi sikelel' iAfrika, Maluphakanyisw' uphondo lwayo, Yiva imithandazo yethu, Nkosi, sikelela, thina , Lusapho lwayo, Nkosi, sikelela, thina , Lusapho lwayo. Yiza Moya! Sikelela, Nkosi, sikelela, Yiza Moya! Sikelela, Nkosi, sikelela, Yiza Moya Oyingcwele, Nkosi, sikelela, thina , Lusapho lwayo. Nkosi, sikelela, thina , Lusapho lwayo.	God bless Africa, Let its horn (i.e. spirit) rise, Hear also our prayers, God bless us, Its (Africa's) family, God bless us, Its family. Come, O Spirit, bless God bless, Come, O Spirit, bless God bless, Come, O Holy Spirit, God bless us, Its family. God bless us, Its family.
---	--

The first verse of **NKOSI 'SIKELEL' I-AFRIKA** was composed in 1897 by **Enoch Sontonga**, a school teacher from Kliptown, to be sung by school children and church choirs. It was completed by **Samuel E. Mqhayi** (→ see **Unit 16** for more about **Mqhayi**) and later, it was adopted by the African National Congress as the closing hymn at meetings. Other organisations followed this practice and the song became recognised as the people's national anthem. As its dissemination was largely oral, there are a number of versions which often vary from place to place and from occasion to occasion. It is often sung in a combination of Xhosa, Zulu and Sotho, and versions of it are also used as the national anthems in Zambia, Zimbabwe and Tanzania.

How to apply it

1 Say (Yithi)

- I want to speak Xhosa.
- May I speak English?
- I like to speak Xhosa.
- I try to speak Xhosa.
- I speak only a little Xhosa.
- I am still learning.
- I still make a lot of mistakes when I speak Xhosa.
- Please correct me.

2 What would you say when you don't understand what someone says?

- _____
- _____
- _____
- _____

3 Answer the following questions in the negative

- Uyakwazi ukuthetha isiNgesi? Hayi, _____
- Uthetha kakuhle isiXhosa? Hayi, _____
- Uyaqonda? Hayi, _____
- Uyaphila? / Uphilile? Hayi, _____
- Uyakhumbula? Hayi, _____
- Ufuna ikofu? Hayi, _____
- Ufuna amanzi? Hayi, _____

4 Convert these instructions into polite requests

- Thetha isiXhosa.
- Zekelela.
- Phinda kwakhona.
- Zama kwakhona.
- Ndixelele.

5 Try to get the gist of the following dialogue

These are the sorts of questions you will find useful should you want to know someone's biographical details:

- Wazalwa nini uMongameli Nelson Mandela?
- Wazalwa nge18 Julayi ngo-1918.
- Wakhulela phi?
- Wakhulela eQunu eMpuma-Koloni (Eastern Cape Province).
- Wafunda phi?
- Waya kwisikolo samaWesile (Wesleyan). Emva koko (after that) waya kufunda eyunivesithi yaseFort Hare.
- Emva koko wenza ntoni?
- Wasebenza njengepolisa lasemgodini (as a mines policeman) kodwa waqhuba ngokufundela (study for) ubugqwetha (legal profession).

6 Use the map on the following page to answer the questions.

Besides English, *isiNgesi*, and Afrikaans, *isiBhulu*, South Africa has nine official languages: **Nguni group**: *isiXhosa*, *isiZulu*, *isiSwati*, *isiNdebele*; **Sotho group**: *isiSuthu*, *isiPedi* (North Sotho), *isiTswana*. Other groups: *isiVenda*, *isiTsonga* (or Shangaan).

All languages prefix *isi-*: *isiJamani*, *isiFrentshi*, *isiPhutukezi*, etc.

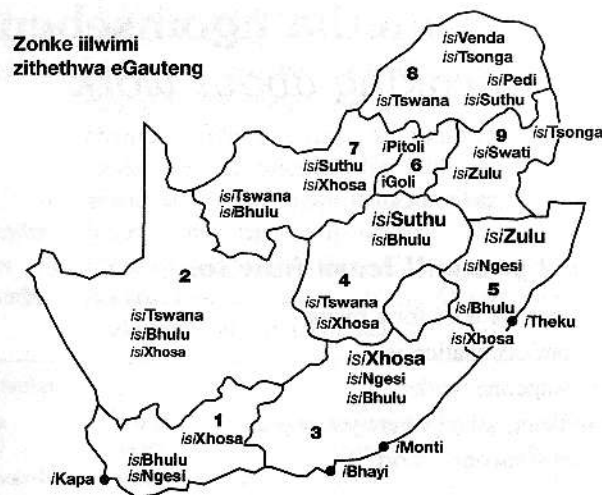
- Kuthethwa eziphi iilwimi kakhulu *eNtshona-Koloni*?
- Kuthethwa eziphi iilwimi kakhulu *eMpuma-Koloni*?
- Kuthethwa eziphi iilwimi kakhulu *eMntla-Koloni*?
- Kuthethwa eziphi iilwimi kakhulu *eFreyistata*?
- Kuthethwa eziphi iilwimi kakhulu *eGauteng*?
- Kuthethwa eziphi iilwimi kakhulu *eMpumalanga*?
- Kuthethwa eziphi iilwimi kakhulu *kwaZulu-Natal*?
- Kuthethwa eziphi iilwimi kakhulu *eMntla-Ntshona*?
- Kuthethwa eziphi iilwimi kakhulu *eMntla*?
- Kuthethwa *isiXhosa* kakhulu ndawoni *eMzantsi Afrika*?
- Kuthethwa *isiZulu* kakhulu ndawoni *eMzantsi Afrika*?
- Kuthethwa *isiTswana* kakhulu ndawoni *eMzantsi Afrika*?
- Kuthethwa *isiSuthu* kakhulu ndawoni *eMzantsi Afrika*?

7 Complete according to the example

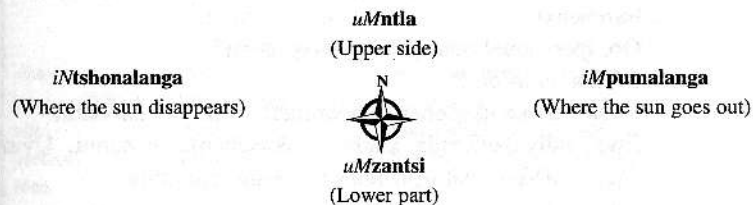
AmaXhosa athetha *isiXhosa*.

- AmaZulu* _____.
- AmaSwati* _____.
- AmaNdebele* _____.
- AmaBhulu* _____.
- AmaVenda* _____.
- AmaNgesi* _____.
- AbeTswana* _____.
- AbeSuthu* _____.

kuthethwa	it is spoken	nase-	and in
<i>ulwimi</i>	language (lit. tongue)	<i>eziphi iilwimi?</i>	which languages?
<i>iilwimi</i>	languages	zonke <i>iilwimi</i>	all languages



- | | | | |
|---------------------------|-----------------|--------------------------|--|
| 1. <i>iNtshona-Koloni</i> | (Western Cape) | 6. <i>iGauteng</i> | (Sotho for 'gold') |
| 2. <i>uMntla-Koloni</i> | (Northern Cape) | 7. <i>uMntla-Ntshona</i> | (North West Province) |
| 3. <i>iMpuma-Koloni</i> | (Eastern Cape) | 8. <i>uMntla</i> | (Northern Province) |
| 4. <i>iFreyistata</i> | (Free State) | 9. <i>iMpumalanga</i> | (Lit. coming out of the sun i.e. the east) |
| 5. <i>KwaZulu-Natal</i> | | | |



4 Ukuthetha ngomsebenzi

Speaking about work

In this Unit you will learn how to:

- ask what someone does for a living
- say what your occupation is
- ask where someone works
- respond to being asked where you work
- comment on someone's work

Incoko

Peter and Themba discuss work while waiting for Jenny and Thandi to join them with the coffee, cake and sandwiches.

- UPeter Ndixelele Themba, wenza ntoni ngokomsebenzi?
 UThemba Ndisebenzela inkampani yeenqwelo-moya njengomphathi-basebenzi.
 UPeter Oo, ipersonnel manager ngesiNgesi na?
 UThemba *Uchan' ucwethe!**
 UPeter Uyakwazi ke ukusebenza nokuthetha kakuhle nabantu!
 UThemba Ewe, ndiyakuthanda kakhulu ukusebenza nabantu. Uyazi isaci sesiXhosa sithi: *Umntu ngumntu ngabantu!*
 UPeter Unyanisile!
 UThemba Wena, yintoni umsebenzi wakho, Peter?
 UPeter Mna, ndiyingcaphephe yezityalo eKirstenbosch.
 UThemba Mm, yinto enomdla leyo!
 UPeter Ewe, ngumsebenzi onomdla. Kananjalo laa ndawo yindawo entle yokusebenza! UThandi naye uyasebenza?
 UThemba Ewe, naye uthanda ukusebenza nabantu. Ungugqirha. Usebenza kwisibhedlele sabantwana iRed Cross. Uya khona kusasa kuphela. Emva kwemini usebenza kwiklinikhi yePrimary Health Care.

- UPeter Naye usebenza kakhulu!
 UThemba UJenny, ufundisa kwesiphi isikolo?
 UPeter Akafundisi sikolweni. Ufundisa abantu abadala abafuna ukufunda ukuthetha isiXhosa. Uyazi, baninzi kakhulu abantu abafuna ukufunda ukuthetha isiXhosa ngoku ngakumbi oosomashishini nabasebenzi beenkampani, abanikazi-khaya, oogqirha nabongikazi, njalo njalo.
 UThemba Heke, bathini kanene ngesiNgesi? *'Better late than never!'*
 UPeter Ithini loo ntetho ngesiXhosa?
 UThemba Andazi. Lunjalo kaloku ulwimi. Akusoloko kulula ukutolika ngakumbi wakufika kwizaci.

Isigama

wenza	you do	sabantwana	of children
ntoni?	what?	khona	there
ngokomsebenzi	as far as work goes	kusasa	in the morning
-sebenza	work (verb)	kuphela	only
-sebenzela	work for	emva kwemini	in the afternoon
inkampani	company	kwiklinikhi ye	at a clinic of
umphathi-	personnel manager	kwesiphi isikolo?	at which school?
basebenzi		akafundisi	she doesn't teach?
umsebenzi	worker	abantu abadala	adults
abasebenzi	workers, staff	abafuna	who want
<i>*uchan' ucwethe!</i>	<i>you're spot on!</i>	baninzi	they are many
	(lit. you've aimed	ngakumbi	especially
	at (and hit) the shrew)	oosomashishini	business people
-thanda	like, love	abanikazi-khaya	housewives
isaci sesiXhosa	Xhosa idiom	abongikazi	nurses
sithi	saying	njalo, njalo	etc. etc.
yintoni?	it is what?	ngesiNgesi	in English
mna	as for me	ithini	what is it?
ingcaphephe		loo ntetho	that saying
yezityalo	horticulturist	kanene	indeed
umdla	interest	ngesiXhosa	in Xhosa
-nomdla	interesting	lunjalo kaloku	it's like that
leyo	that	ulwimi	language
kananjalo	also	akusoloko kulula	it isn't always easy
laa ndawo	that place	ukutolika wakufika	to translate when
yindawo entle	it's a lovely	kwizaci	it comes to idioms
yokusebenza	place to work		
ugqirha	doctor		
isibhedlele	hospital		

How to ...

Ask what someone does for a living

Wenza ntoni ngokomsebenzi?
Yintoni umsebenzi wakho?

Say what your occupation is

Ndingugqirha
Ndingusomashishini
Ndingumphathi-basebenzi
Ndingumongikazi
Ndingumnikazi-khaya
Ndiligqwetha
Ndiyincaphephe yezityalo (lit. an expert in plants)
Ndiyipersonnel manager
Ndisebenza njengumphathi weshishini
Ndisebenzela inkampani

Ask where someone works

Usebenza phi?
Uphangela phi?

Respond to being asked where you work

edolophini
eyunivesithi
esibhedlele
Ndisebenza esikolweni
e-ofisini
eKirstenbosch
kwishishini leencwadi (publishing house)
kwishishini lempahla (clothing factory)

Comment on someone's work

Ngumsebenzi onomdla
Yindawo entle yokusebenza

How it works

1 More about the Xhosa equivalent of English 'am', 'is', 'are' followed by nouns

You already know that '-ng-' prefixed to nouns beginning with 'um-' and 'u-', (Classes 1, 1a and 3 nouns) expresses 'am', 'is' (→ see Unit 2.5):

NdinguJenny.	I am Jenny.
Lo <i>ngunyana</i> wam.	This is my son.
UThandi <i>ngugqirha</i> .	Thandi is a doctor.
Ndingumyeni wakhe.	I am her husband.
UDavid <i>ngumfundi</i> .	David is a pupil / student.
UThemba <i>ngumphathi</i> .	Themba is a manager.
<i>Ngumsebenzi</i> onomdla.	It is interesting work.

Similarly, 'ng-' / '-ng-' prefixed to nouns beginning with 'aba-', 'oo-' and 'ama-' (Classes 2, 2a, and 6 nouns → see Unit 3.1):

Abantwana <i>ngabafundi</i> .	The children are pupils.
<i>NgooThamsanqa</i> aba.	These are the Thamsanqas.
<i>NgooMurray</i> aba.	These are the Murrays.
<i>Bangamagqwetha</i> .	They are lawyers.

< *ukugqwetha* = to turn upside down, to be back to front, i.e. everything is the opposite of what it should be.

To express 'am', 'is', 'are' with Class 5 nouns prefix '-l-':

Ndiligqwetha.	I am a lawyer.
Úligqirha.	He is a traditional healer.
Úlixhwele.	She is a herbalist.

To express 'am', 'is', 'are' with Classes 7 and 8 nouns prefix '-s-' and '-z-' respectively:

U <i>sisithethi</i> sepalamente.	She is the speaker of parliament.
Ba <i>zithethi</i> zepalamente.	They are speakers of parliament.

To express 'am', 'is', 'are' with Class 9 nouns prefix '-y-':

Ndiyincaphephe yezityalo.	I am a horticulturist.
Ndiyipersonnel manager.	I am a personnel manager.

Note: *ukuba ngumphathi / ligqwetha / yincaphephe yezityalo* means to *become* a manager / lawyer / horticulturist.

2 Some occupations

Those derived from verbs prefix *um-* and change the final vowel *-a* to *-e*:

ukuphatha	to handle	>	umphathi	manager
ukufunda	to study	>	umfundi	student
ukongamela	to rule over	>	umongameli	president
ukupheka	to cook	>	umpheki	cook
ukuqhuba	to drive	>	umqhubi	driver
ukuthunga	to sew	>	umthungi(kazi)	tailor (seamstress)
ukusebenza	to work	>	umsébenzi	worker

(cf. *umsébenzi* Class 3 = work)

Note: ukuthetha to speak > *isithethi* speaker

Those adopted from English or Afrikaans prefix 'u-' / 'i-' or 'in-':

<i>utitshala</i> / <i>ootitshala</i> (kazi)	teacher/s
<i>ititshala</i> / <i>iititshala</i> (kazi)	teacher/s
<i>uprofesa</i> / <i>ooprofesa</i>	professor/s
<i>unjingalwazi</i> / <i>oonjingalwazi</i>	
<i>injingalwazi</i> / <i>iinjingalwazi</i>	
(< <i>-jinga</i> = wave around)	professor/s
(< <i>ulwazi</i> = knowledge)	professor/s
<i>umantyi</i> / <i>oomantyi</i>	magistrate/s
<i>ijoni</i> / <i>amajoni</i> (< English Johnny)	soldier/s
<i>ipolisa</i> / <i>amapolisa</i>	policeman/men
<i>itoliki</i> / <i>iitoliki</i> (< Afrikaans vertolk)	interpreter/s
<i>intatheli</i> / <i>iintatheli</i> (< <i>-thathela</i> = to take to)	journalist/s
<i>imbalisi</i> / <i>iimbalisi</i> (< <i>-balisa</i> = relate)	historian/s

Those incorporating 'no-', a contraction of 'unina wo-' = 'mother of' or the male equivalent 'so-', a contraction of 'uyise wo-' = 'father of':

<i>unobhala</i> / <i>oonobhala</i> (lit. mother of writing)	secretary/ries
<i>unogadi</i> / <i>oonogadi</i> (lit. mother of guards)	guard/s
<i>unoncwadi</i> / <i>oononcwadi</i> (lit. mother of books)	librarian/s
<i>unondyebo</i> / <i>oonondyebo</i> (lit. mother of abundance)	treasurer/s
<i>unongendi</i> / <i>oonongendi</i> (lit. mother of not marrying)	nun/s
<i>unontlalo-ntle</i> / <i>oonontlalo-ntle</i> (lit. mother of good living)	social worker/s

<i>unoposi</i> / <i>oonoposi</i> (lit. mother of post)	postman/men
<i>unosilarha</i> / <i>oonosilarha</i> (lit. mother of slaughtering)	butcher/s
<i>unovenkile</i> / <i>oonovenkile</i> (lit. mother of a shop)	shopkeeper/s
<i>usomashishini</i> / <i>oosomashishini</i> (lit. father of factories)	businessman/men
<i>usompempe</i> / <i>oosompempe</i> (lit. father of the whistle)	referee/s

Note: *uSomandla* (lit. father of power)

The Almighty

3 Suffixing '-kazi' to a noun

Can make it feminine

<i>inkosi</i>	chief	<i>inkosikazi</i>	chief's wife, lady, wife, madam
<i>utitshala</i>	teacher	<i>utitshalakazi</i>	
<i>umongi</i>	nurse	<i>umongikazi</i>	
<i>umnini</i>	owner	<i>umnikazi</i>	

Can indicate greatness of size

<i>ilizwe</i>	country	<i>ilizwekazi</i>	continent
<i>umthi</i>	tree	<i>umthikazi</i>	big tree
<i>umlambo</i>	river	<i>umlambokazi</i>	large river
<i>intaba</i>	mountain	<i>intabakazi</i>	high mountain

Can express relationship

<i>umakazi</i>	my mother's sister, i.e. maternal aunt
<i>ubawokazi</i>	my father's brother, i.e. paternal uncle

4 Omission of the initial vowel of the noun

In direct address

If you look again at the explanation of how to greet appropriately in Unit 2, you will see that all nouns following 'Molo / Molweni' have lost their initial vowel:

utata / *ubawo* / *umnumzana* / *umhlekazi*
 > Molo *tata*, *bawo*, *mnumzana*, *mhlekazi*
inkosikazi / *inkosazana* / *intombi* / *intombazana* / *inkwenkwe*

> Molo nkosikazi / nkosazana / ntombi / ntombazana / nkwenkwe

After negative forms

Andithandi kofu.

UJenny akafundisi bantwana.

After demonstratives

Ayinamsebenzi loo nto.

Intle loo nto.

→ see Unit 9.5 for more about demonstratives.

5 When verbs end in '-e' instead of '-a' (subjunctive)

In instructions preceded by an object concord

Ndixelele.

Tell *me*.

Sibonise.

Show *us*.

After the expressions **kufuneka** (ukuba) = it is **necessary** (that) / **must**, **kubalulekile** (ukuba) = it is **important** (that)

Kufuneka ukuba uzame You **must try** to speak
ukuthetha isiXhosa yonke imihla! Xhosa every day!

Kubalulekile ukuba uzame It is **important** that you **try**
ukuthetha isiXhosa yonke imihla. to speak Xhosa every day.

After ma- 'let'

Masithethe isiXhosa.

Let's **speak** Xhosa.

Masihlale ngaphandle.

Let's **sit** outside.

After -cela 'ask', 'request', 'beg'

Ndicela uthethe isiXhosa!

I **request** you to **speak** Xhosa.

→ cf. Unit 3.5.

6 Verbal extensions '-el-', '-is-', '-an-'

Another interesting feature of Xhosa is the extension of verbs by means of infixes, adding an implicit preposition or even a change of meaning.

'-el-' translates 'for', 'to'

UNomsa **ufunda** eyunivesithi.

Nomsa **studies** at the university.

Ufundela ntoni?

What is she studying for?

Ndisebenza njengomphathi.

I **work** as a manager.

Ndisebenzela inkampani.

I **work for** a company.

Xela igama lakho!

Tell your name!

Ndixelele.

Tell (for) me.

'-is-' translates 'cause to', 'make'

UPeter **ufunda** isiXhosa.

Peter **learns** Xhosa.

UJenny **ufundisa** isiXhosa.

Jenny **teaches** Xhosa.

(lit. causes to learn)

Ndiyabona.

I **see**.

Ndibonise.

Show me. (lit. **make me see**)

Hamba!

Go!

Hambisa!

Continue! (lit. **make go**)

Ndixelele xa ndiphazama.

Tell me when I **make a mistake**.

Uxolo ngokukuphazamisa.

Sorry for **disturbing / interrupting you**.

Note: When '-is-' is doubled = '-isis-' it intensifies the meaning:

Fundisisa

=

Read carefully

Cingisisa

=

Think carefully

Cothisisa

=

Speak very slowly

Qhuqhisisa

=

Beat very well (See Unit 5)

Xubisisa

=

Mix very well (See Unit 5)

'-an-' usually indicates reciprocity 'each other'

Siza kubona.

We'll **see**.

Siza kubonana > Sobonana

We'll **see each other**.

More than one extension can be used in the same verb: ukubon / is / an / a to discuss something (lit. show **each other**):

Masibonisane ngale nto!

Let's **discuss** that!

7 Various meanings of the preposition 'nga-'

Indicating place = 'in the vicinity of', 'towards', 'near'

ngaseRhini near Grahamstown
ngaseForest Drive in the vicinity of Forest Drive

In connection with 'phandle', 'phakathi'

Nifuna ukuhlala ngaphakathi Do you want to sit inside
okanye ngaphandle? or outside?

Indicating time = 'at', 'in'

ngeli xesha at this time
ngamanye amaxesha sometimes (lit. at some times)
ngokuhlwa in the evening

Translating 'by (means of)', 'with'

ukuhamba nge-eroplani to go by plane
ukuhamba ngebhasi / ngemoto to go by bus / car
ukuhlawula ngekhadi to pay by card

Translating 'about', 'concerning', 'as'

Wenza ntoni ngokomsebenzi? What's your line of work?
(lit. What do you do as far as
work is concerned?)
Kunjani ngokuphunga? How about (something hot)
to drink?

Forming an adverb

ngelishwa (ilishwa = 'misfortune') unfortunately
ngethamsanqa (ithamsanqa = 'luck') luckily

With a language translating 'in'

Yintoni leyo ngesiNgesi? What is this in English?
Uthini ngesiXhosa? What do you say in Xhosa?

After 'enkosi' = 'thanks'; 'uxolo' = 'sorry' translating 'for'

Enkosi ngento yonke. Thanks for everything.
Uxolo ngokunilindisa Sorry for making you wait
ixesha elide. so long.

nga- + a- = nga- nga- + i- = nge- nga- + u- = ngo-

(cf. na- + a- / i- / u- etc. → see Unit 2.9).

8 More about the equivalent of English prepositions (known as locatives in Xhosa)

You already know that to express the English prepositions 'at', 'in', 'to', 'from' with place names, you change the initial vowel of the prefix to 'e-':

Uhlala phi? Ndihlala eKapa, ePinelands.
Ndihlala efama.
Ndihlala eMzantsi Afrika.
Uvela phi? Ndivela eMonti / eGoli / ePitoli / eBhayi.
Ndivela eMpuma-Koloni / eNtshona-Koloni.

Eight of the nine provinces of South Africa prefix 'e-'. Which one doesn't? (→ see map Unit 3).

Another verb which is always followed by the locative form of the noun is 'ukuya' = 'to go to':

Uya phi? Where are you going to?
Ndiya eyunivesithi. I am going to university.
Ndiya esibhedlele. I am going to hospital.
Ndiya ekhaya. I am going (to) home.

Note: The verb 'ukuya' = 'to go to' is used when a destination, direction is mentioned. 'Ukuhamba' = 'to go' in the sense of leave, depart (also walk) is not used when a destination is mentioned:

Ndiyahamba. I am going.
Ndiya edolophini. I am going to town.

You have also come across 'ku-' expressing 'at', 'in', 'on', 'to', 'from':

Namkelekile kuflight 301 oya eKapa.
Usebenza kwikliniki yePrimary Health.
Ukwazana kwi-eroplani.

ku- + i- = kwi- (< ku- + iikliniki), (< ku- + i-eroplani).

Note: 'ku-' is normally used when the noun is followed by a qualifying phrase.

'kwa-' as in 'kwaZulu' and 'kwaLanga' (the suburb of Cape Town named after the Xhosa chief uLanga) is always prefixed to proper names and

translates 'at the place of, at the residence of'.

However, by far the commonest way of expressing prepositions in Xhosa is by changing the **initial vowel** of the noun to 'e-' and the **final vowel** of the noun as follows:

-a >	-eni:	<u>ikhaya</u>	>	<u>ekhayeni</u> *	lethu	at / in / from / to our home
-e >	-eni:	<u>ilizwe</u>	>	<u>elizweni</u>		in / from / to the country
-i >	-ini:	<u>umsebenzi</u>	>	<u>emsebenzini</u>		at / to / from work
-o >	-weni:	<u>isikolo</u>	>	<u>esikolweni</u>		at / in / from / to school
-u >	-wini:	<u>iTheku</u>	>	<u>eThekwini</u>		in / to / from Durban

But -u > -ini after:

f:	<u>ikofu</u>	>	<u>ekofini</u>	in the coffee
ph:	<u>idolophu</u>	>	<u>edolophini</u>	at / in / from / to town

Note: *ekhaya > ekhayeni when followed by a possessive.

How to apply it

1 Complete the dialogue

- UDavid Uyafunda, Bongani?
 UBongani Ewe, ndifunda eWesterford. Wena?
 UDavid Ndifunda eGrove. Uyabathanda* (a) ___titshala bakho?
 UBongani Abanye (some) (b) ___lungile kakhulu, abanye hayi.
 UDavid Udadewenu wenza (c) _____?
 UBongani (d) ___umfundi eyunivesithi.
 UDavid Ufundela (e) _____?
 UBongani Ufundela ubugqwetha.
 Benza ntoni abazali (f) _____?
 UDavid Utata (g) ___ingcaphephe yezityalo. Usebenza eKirstenbosch. Umama (h) ___utitshalakazi.
 UBongani Ufundisa (i) _____?
 UDavid Ufundisa (j) ___Xhosa (k) n ___Ngesi.
 Benza ntoni (l) ___zali bakho, bona?
 UBongani Utata (m) ___umphathi, umama (n) ___ugqirha. Nam ndifuna ukuba ngugqirha. Wena?
 UDavid Andazi. Mhlawumbi ndiza kuba yinjinieli. (engineer)

* -ba- = them.

2 Derive the appropriate occupations from the verbs

-akha	build
-bhala	write
-coca	clean
-cula	sing
-fota	to take photos
-guqula	translate
-lawula	direct
-lima	farm
-phatha	manage
-qeqesha	train
-sasaza	broadcast
-thengisa	sell ('-thenga' = 'buy')
-thwala	carry*
-zoba	paint, draw

* What is the English translation of this occupation?

3 You are introduced to a number of people by name and occupation. Write in English who does what

- | | |
|-----------|-----------|
| (a) _____ | (f) _____ |
| (b) _____ | (g) _____ |
| (c) _____ | (h) _____ |
| (d) _____ | (i) _____ |
| (e) _____ | (j) _____ |

4 You are already able to introduce your husband, son and friend (Ngumyeni wam lo; ngunyana wam; ngumhlobo wam, uThandi, etc.). Now introduce other members of your family (usapho lwakho)

your parents	Ngabazali bam
your children	___abantwana bam
your grandchildren	___abazukulwana bam
your wife	Yinkosikazi yam

your daughter _____ intombi yam, uLindi.

Use the list of greetings in Unit 1 to introduce:

your father
your mother
your grandfather
your grandmother

5 You are introduced to someone's relatives. Write down who they are

- (a) _____ (e) _____
(b) _____ (f) _____
(c) _____ (g) _____
(d) _____ (h) _____

6 Answer the questions

- (a) Uvela phi uPeter?
(b) Uhlala phi ngoku?
(c) Uya phi yonke imihla?
(d) Uvela phi uJenny?
(e) Ufundisa bani?
(f) Usebenza phi uThandi kusasa?
(g) Uya phi emva kwemini?
(h) Usebenzela bani uThemba?

7 Say in Xhosa

- (a) Where you come from
(b) Where you live now
(c) What your occupation is
(d) Where you work

8 Fill in the verbal extension for a meaningful answer

- (a) Wena uyasebenza?
Ewe, ndisebenz_ a inkampani yekhomphyutha.
(b) Intombi yakho uyakwazi ukupheka?
Ewe, iphek_ a usapho.
(c) Uyasifunda isiXhosa?
Ewe, uJenny uyandifund_ a.
(d) UNomsa ufunda eyunivesithi?
Ewe, ufund_ a ubugqwetha.

- (e) OoThamsanqa bathanda
ooMurray?
Ewe, bayathand_ a!

9 Say to a friend

- (a) Let's teach each other!
(b) Let's meet!
(c) Let's help each other!
(d) Let's pull together!
(i.e. Let's build one another!)

10 Say that you must

- (a) go now Kufuneka ndi _____.
(b) go to work Kufuneka ndi _____.
(c) work now Kufuneka ndi _____.
(d) go to the hospital Kufuneka ndi _____.
(e) go home (-goduka) Kufuneka ndi _____.
(f) speak Xhosa every day Kufuneka ndi _____.
(g) pay by card Kufuneka ndi _____.

11 Complete appropriately

- (a) Ndiya eBhayi ngomso.
Uhamba _bhasi? Hayi, ndihamba _eroplani.
(b) Uthanda ukuhamba _eroplani?
Hayi, ndikhetha ukuhamba _moto.
(c) Wenza ntoni _komsebenzi? Ndi _umphathi.
(d) Usebenza _shishini lempahla? Hayi, ndisebenza _-ofisi ____.
(e) Usebenza na _kuhlwa? Ewe, _manye amaxesha.
(f) Hamba kakuhle. Sala kakuhle. Enkosi _nto yonke.

12 Complete the idioms using the correct form of 'is', 'are'

- Ba_ umthi nexolo. They are great friends.
(lit. They are tree and resin.)
Ba_ inyoka nesele. They are great enemies.
(lit. They are snake and frog.)
U_ inyoka. He/she is a treacherous person.
U_ umkhombe. He/she is a very angry person.





U__indlovu.

(lit. He/she is a rhino.)

He/she is a very strong person.

(lit. He/she is an elephant.)

13 Listen to the dialogue and answer the questions

umsebenzi omkhulu	huge job	kanjalo	as well
umsebenzi onzima	a hard job	-phumelela	succeed, manage
ndigqibile	I have finished		

- (a) **Who** are talking to each other?
 (b) **What** are they talking about?
 (c) **Where** are they talking?

5 Uyithanda njani ikofu yakho?

How do you like your coffee?

In this Unit you will learn how to:

- apologise
- say you are thirsty / hungry
- ask guests how they take their coffee
- offer refreshments
- accept and decline
- express appreciation
- remark on a change in the weather



Incoko



Jenny and Thandi arrive with refreshments.

- UPeter Ekugqibeleni. Masiqabuleni unxano!
 UJenny Uxolo ngokunilindisa ixesha elide. Besincokola! Ndiqini-sekile ukuba ninxaniwe.
- UPeter Ewe, sinxanwe kakhulu! Silambile kananjalo.
 UThemba Hayi, kulungile, nathi besincokola!
 UJenny Thandi, uyithanda njani ikofu yakho? Ufuna ubisi neswekile?
 UThandi Ubisi *qha*, enkosi sisi.
 UJenny Wena, Themba ufuna ikofu enobisi?
 UThemba Ewe, enkosi neetispuni ezimbini zeswekile.
 UJenny Nantsi iswekile. Zincede.
 UPeter Kunjani ngekeyiki neesengwitshi, Thandi?
 UThandi Enkosi Peter. Ndingafumana isilayi esincinci sekeyiki? Ijongeka intle!
- UPeter Inene, innandi kakhulu. Nasi isilayi.
 UThandi Enkosi. Mmm! inencasa le keyiki. Jenny, ndingafumana iresiphi?
 UJenny Ngokuqinisekileyo, sisi. Undikhumbuze. Themba, ndingakupha isilayi sekeyiki, nawe?

- UThemba Enkosi, Jenny. Mna, ndizithanda kakhulu izinto ezimnandi!
 UJenny Peter, nceda ugqithisele uThemba ikeyiki ngoku ndigalela ikofu yakho.
 UPeter Kulungile. Thandi, kunjani ngenye ikomityi yekofu?
 UThandi Hayi enkosi. Ikomityi enye yekofu yanele kum!
 UPeter Yho! ilanga lithe *shwaka*. Kuyaphola ngoku. Sifanele ukungena ngaphakathi?
 UJenny Ewe, ngesaquphe kuyabanda. Mna, ndiyagodola. Nina?
 UThandi Ewe, kancinci.
 UJenny Kulungile, masingeneni! Peter, nceda uvale ucango!

After coffee Thandi reminds Jenny about the recipe.

- UThandi Jenny, ungalibali ukundinika iresiphi yekeyiki.
 UJenny Andilibalanga, sisi. Nantsi.

Ukuba ukhetha i chocolate icing, unganyibilikisa icephe lecocoa powder kwicephe lamanzi abilayo, uqhuhhisise kwi-icing.

Isigama

ekugqibeleni	at last	imnandi	it's nice
-qabula	quench	nasi (isilayi)	here it is
unxano	thirst	inencasa	it's delicious
-lindisa	cause to wait	iresiphi	recipe
ixesha elide	a long time	ngokuqinisekileyo	certainly
besincokola	we were chatting	-khumbuza	remind
-qinisekile	(be) certain / sure	-pha	give
-nxaniwe	thirsty	isilayi sekeyiki	a slice of cake
-nxanwe kakhulu	very thirsty	izinto ezimnandi	sweet things
-lambile	hungry	-gqithisela	pass to someone
kananjalo	also	-galela	put in, pour
ubisi	milk	enye ikomityi	another cup
iswekile	sugar	yekofu	of coffee
<i>qha</i>	<i>only</i>	ikomityi enye	one cup
enobisi	which has milk	yanele kum	is enough for me
neetispuni ezimbini	and 2 teaspoons	ilanga lithe <i>shwaka</i>	the sun's disappeared
zeswekile	of sugar	kuyaphola	it's getting cool
zincede	help yourself	-fanele	ought
ikeyiki	cake	kuyabanda	it's cold
iisengwitshi	sandwiches	ngesaquphe	suddenly
-fumana	get, obtain	-godola	(be) cold (humans)
isilayi esincinci	a small slice	-vala	close
ijongcka intle	it looks lovely	ucango	door
inene	indeed	-nika	give

Ikeyiki enye eneencasa

EZININZI

IZITHAKO:

4 amaqanda
 310ml (1 1/4 yekomityi) yecaster sugar
 500ml (2 ikomityi) yeSNOWFLAKE
 Cake Flour
 15ml (3 iitispuni) yebaking-powder
 250ml (ikomityi) yobisi
 90g yemagarini OKANYE ibhotolo
 7ml (1 1/2 yetispuni) yevanilla essence

INDELELA YOKWENZA:

lanti yenze shushu kwangaphambili ifike kwi-180°C. Qhuqha amaqanda neswekile ndawonye de aqine abe nombala olubhelu. Sefa **isNOWFLAKE Cake Flour** ndawonye nebaking powder, uxube kumxube weqanda. Yenza shushu ibisi nemagarini ndawonye kodwa ungalubilisi. Umxube wobisi nevanilla essence wuzamisele entlameni, galela ngecephe kwiitin zekeyiki ezingqukuva neziyi-23cm, bhaka ama-25 ukuya kuma-30 emizuzu.

I-icing Engundoqo

Qhuqha i-500g (ipakeithi) yeicing sugar ne-250g yemagarini okanye ibhotolo ethambileyo de ibe khaphukhaphu. Yisebenzise phakathi koomaleko nakumphezulu wekeyiki.

icephe (ama-)	spoon	uxube kumxube	fold into egg
-qhuqhisisa	beat well	weqanda	mixture
izithako	ingredients	ungalubilisi	you shouldn't boil it
amaqanda	eggs	wuzamisele	stir it into the batter
indlela yokwenza	method (lit. way of making / doing)	entlameni	
i-onti	oven	ezingqukuva	which are round
yenze	make it	i-icing engundoqo	basic icing
shushu	hot	ethambileyo	which is soft
kwangaphambili	pre-heat to	khaphukhaphu	light and fluffy
ifike kwi-180°C	180°C	phakathi	yisebenzise use it
qhuqha ndawonye	beat together	koomaleko	between layers
de aqine abe	until thick and	nakumphezulu	and on top
nombala olubhelu	yellow in colour		

Try to memorise

Uxolo ngokunilindisa ixesha elide	Sorry for keeping you waiting such a long time
Zincede!	Help yourself!
Ikomityi enye yekofu yanele kum!	One cup of coffee is enough for me!
Ilanga lithe shwaka!	The sun has disappeared!
Ungalibali!	Don't forget!
Andilibalanga!	I haven't forgotten!

How to ...**Apologise**

Uxolo! (ngokukulindisa ixesha elide)

Uxolo! (ngokunilindisa ixesha elide)

Say you are thirsty / hungry

Ndinxaniwe. *Ndinxanwe* kakhulu.

Ndilambile. *Ndilambe* kakhulu.

Ask how someone takes their coffee / tea

Uyithanda njani ikofu / iti yakho?

Ufuna ubisi neswekile ekofini / etini?

Ufuna ikofu enobisi?

Ufuna ikofu eneswekile?

Offer refreshments

Kunjani ngekofu / ngeti?

Kunjani ngenye ikomityi yekofu / yeti?

Kunjani ngokusela into ebandayo?

Kunjani ngewayini? (wine)

Kunjani ngotywala? (beer / alcohol)

Kunjani ngekeyiki?

Kunjani ngeesengwitshi?

Zincede!

Ndingakupha isilayi sekeyiki?

Ndingakupha isengwitshi?

→ See Cultural background.

Accept and decline

Ewe, enkosi.

Hayi, enkosi.

Ndingafumana isilayi esincinci qha?

Ikomityi enye yekofu yanele kum enkosi.

Express appreciation

Kumnandi!

Inencasa gqitha!

Imnandi kakhulu!

Ijongeka intle le keyiki!

Remark on a change in the weather

Linjani izulu? / Injani imozulu? (lit. **How** is the weather?)

Ingathi ilanga lithe shwaka.

Ilanga litshonile (the sun has gone down).

Liyaphola ngoku.

Kuyabanda gesaquphe.

Ideophones (Izifanekisozwi)

An **ideophone** is a part of speech which is a characteristic and distinctive feature of Xhosa. You have already come across two examples in this book: 'qha' and 'shwaka'.

Ideophones are often onomatopoeic, i.e. they suggest the action by their sound, e.g. 'dyumpu', similar to the English 'plop', but they mostly describe manner and are used where English uses adverbs, e.g.:

Hamba ngqol!

Go straight along.

Ideophones are often introduced by 'ukuthi' which indicates the tense, mood, person, and class, but can also be used with other verbs, e.g.:

Siphile qete!

We are **completely well.**

However, because **ideophones** are interjectional in nature, they are often more effective when standing alone, e.g.:

Nkqi ivili!

The wheel is *stuck fast!*

Ideophones are also used to emphasise the intensity of some colours:

Le ntyatyambo ibomvu krwe(e).	This flower is <i>blood red</i> .
Imithi iluhlaza yakal	The trees are <i>grass green</i> .
linwele zakhe zimnyama khaca (thsu)!	Her hair is <i>pitch black</i> .
linwele zakhe zimhlophe qhwal	Her hair is <i>snow white</i> .

→ See **Unit 14.6**.

Cultural background

Some traditional brews

Umqombothi: An alcoholic drink made from maize porridge and sprouts which is left until it ferments.

Amarhewu: Non-alcoholic maize meal liquid. A small amount is mixed with flour and sugar (optional). It is then put into the main porridge container until ready.

Ublayi: Maize porridge made in a three-legged pot. It is cooked until the bottom of the pot is scalded. This scalded part is then scraped off and mixed with porridge and allowed to ferment.

How it works

1 More object concords

In English, the pronouns 'him' and 'her' are the same irrespective of whether you are referring to a student, lawyer or engineer, etc. This is not so in Xhosa where 'him' and 'her' are represented by different forms which change according to the *noun* to which they refer. These are known as **object concords** and are derived from the noun prefixes:

Jenny teaches *him/her* (the student). UJenny uyamfundisa (*umfundi*).

She teaches *him/her* (the lawyer). Uyalifundisa (*igqwetha*).

She teaches *him/her* (the engineer). Uyayifundisa (*injini*).

The plural form 'them' also has different forms in Xhosa:

She teaches *them* (workers). Uyabafundisa (*abasebenzi*).

She teaches *them* (doctors). Uyabafundisa (*oogqirha*).

She teaches *them* (lawyers). Uyawafundisa (*amagqwetha*).

She teaches *them* (engineers). Uyazifundisa (*injini*).

Similarly, there are several Xhosa equivalents for the English pronoun 'it' and its plural 'them', which also depend on the noun referred to:

I ask for <i>it</i> (work).	Ndiyawucela (<i>umsebenzi</i>).
I like <i>them</i> (illustrations).	Ndiyayithanda (<i>imizobo</i>).
I like <i>it</i> (the name).	Ndiyaliithanda (<i>igama</i>).
I like <i>them</i> (the names).	Ndiyawathanda (<i>amagama</i>).
I like <i>it</i> (the Xhosa language).	Ndiyasithanda (<i>isiXhosa</i>).
How do you like <i>it</i> (coffee)?	Uyithanda njani (<i>ikofu</i>)?
How do you like <i>them</i> (sandwiches)?	Uzithanda njani (<i>iisengwitshi</i>)?
Don't you like <i>it</i> (the milk)?	Akuluhandi (<i>ubisi</i>)?
I don't like <i>it</i> (winter).	Andibuthandi (<i>ubusika</i>).
I like <i>it</i> (travelling).	Ndiyakuithanda (<i>ukuhamba</i>).

From the 'at a glance' table you will see that the **object concords** have the same form as the subject concords except where the subject concord is a vowel only. In these cases the subject concord incorporates a consonant to form the **object concord**. Do you remember why? (See **Unit 2.6**):

Subject concords

Object concords at a glance

ndi-	I	-ndi-	me
si-	we	-si-	us
ù-	you (s.)	-ku-	you (s.)
ni-	you (pl.)	-ni-	you (pl.)
ú-	he / she	-m-	him / her
ba-	they	-ba-	them
u-	it	-wu-	it
ì-	they	-yi-	them
li-	it / he / she	-li-	it / him / her
ǀ-	it	-wa-	them
si-	it	-si-	them
zi-	them	-zi-	them
ì-	it / he / she	-yi-	it / him / her
zi-	them	-zi-	them
lu-	it	-lu-	it
bu-	it	-bu-	it
ku-	it	-ku-	it

2 Possessives

In English, possessive relationship can be expressed by 's' or 'of', e.g. 'the boy's name' or 'the name of the boy'.

In Xhosa, only the 'of' construction exists. The two nouns ('name' and 'boy') are linked by a possessive concord which is characterised by the possessive '-a'.

This link (representing 'of') between the two nouns changes according to the prefix of the first noun (possessee) and influences the prefix of the second noun (possessor) resulting in a sound change:

<i>umsebenzi wa-</i>	+ <i>inkampani</i>	> <i>wenkampani</i> (employee of a company)
<i>usomashini wa-</i>	+ <i>inkampani</i>	> <i>wenkampani</i> (businessman of a company)
<i>abasebenzi ba-</i>	+ <i>inkampani</i>	> <i>beenkampani*</i> (staff of a company)
<i>oosomashini ba-</i>	+ <i>inkampani</i>	> <i>beenkampani*</i> (businessmen of a company)
<i>unxube wa-</i>	+ <i>iqanda</i>	> <i>weqanda</i> (mixture of egg)
<i>imizobo ya-</i>	+ <i>abantwana</i>	> <i>yabantwana</i> (paintings of the children)
<i>ixesha la-</i>	+ <i>iti</i>	> <i>leti</i> (time of tea i.e. teatime)
<i>amagama a-</i>	+ <i>abantwana</i>	> <i>abantwana</i> (names of the children)
<i>isicelo sa-</i>	+ <i>umsebenzi</i>	> <i>sqmsebenzi</i> (application of a job)
<i>izicelo za-</i>	+ <i>umsebenzi</i>	> <i>zqmsebenzi</i> (applications of jobs)
<i>ikomityi ya-</i>	+ <i>ikofu</i>	> <i>yekofu</i> (cup of coffee)
<i>iitispuni za-</i>	+ <i>iswekile</i>	> <i>zeswekile</i> (teaspoons of sugar)
<i>uluhlu lwa-</i>	+ <i>izithako</i>	> <i>lwezithako</i> (list of ingredients)
<i>ubantu ba-</i>	+ <i>abantu</i>	> <i>babantu</i> (the humanity of the people)
<i>ukubhakwa kwa-</i>	+ <i>iikekiki</i>	> <i>kwekekiki*</i> (the baking of cakes)
<i>ukwenziwa kwa-</i>	+ <i>ubusi</i>	> <i>kqbusi†</i> (the making of honey)

**ii-* > *-ee-*. †For ease of pronunciation 'w' is omitted before 'o'.

3 How to express 'am', 'is', 'are'

With interrogative '-phi?' where 'am', 'is', 'are' are understood

Uphi uDavid?	Where (is) David?
Siphi isibhedlele?	Where (is) the hospital?
Iphi i-ofisi yakho?	Where (is) your office?

→ cf. Unjani? = lit. You how? (see Unit 2.5).

With the adverb 'apha' = 'here'

I-ofisi ilapha eKapa. The office is here in Cape Town.

With forms such as 'esikolweni', 'e-ofisini', 'emsebenzini', esibhedlele, eKapa, etc. (known as the locative form)

Ndisekhaya.	I am <u>at</u> home.
U <u>s</u> e-ofisini.	He <u>is</u> <u>in</u> the office.
Basesikolweni.	They <u>are</u> <u>at</u> school.

Note: The locative -s- also separates the two vowels in:

<i>ngase-</i> : ngaseRhini	near Grahamstown
<i>nase-</i> : naseyunivesithi	and at the university
<i>bases-</i> : abantu baseHolani	the people of (in) Holland

4 How to express 'here is', 'here are'

Once again the noun class system in Xhosa necessitates the use of several different forms where only two are used in English:

Nanku uJenny.	Here is Jenny.
Naba abantwana.	Here are the children.
Nanku (or nangu) umnxeba.	Here is the phone.
Nantsi imiqamelo.	Here are the pillows.
Nali icephe.	Here is the spoon.
Nanga amacephe.	Here are the spoons.
Nasi isilayi sekeyiki.	Here is a slice of cake.
Nazi ezinye izilayi.	Here are some more slices.
Nantsi ikofu.	Here is the coffee.
Nazi (or nanzi) iitispuni.	Here are the teaspoons.
Nalu ubisi.	Here is the milk.
Nabu* ubusi.	Here is the honey.
Naku ukutya.	Here is the food.

*Nabu is seldom used as nouns belonging to Class 14 are nearly all abstract.

5 The equivalent of English 'myself', 'yourself', etc.

At last, here is a case where there is only one form in Xhosa where English has more than one form!

Like the object concord, '-zi-' = 'myself', 'yourself', 'ourselves', etc., is placed immediately before the verb:

Ndiyazidla. (lit. I am eating myself)	I am proud of myself.
Bayazidla.	They are proud of themselves.
Zincede.	Help yourself.

6 Expressions in Xhosa ending in '-ile'

These expressions often refer to one's physical state. They are verbal forms in Xhosa, but correspond to adjectives in English:

Ndiphilile.	I am well.	Namkelekile!	You're welcome!
Ndilambile.	I am hungry.	Kubalulekile.	It's important.
Kulungile.	It is all right.	Uxakekile?	Are you busy?
Ndiqinisekile.	I'm sure.	Ndingxamile.	I'm in a hurry.
Utshatile?	Are you married?	Unyanisile.	You're right.
Ukhululekile?	Are you comfortable?	Kupholile.	It is cool.

Note: Two frequently used expressions which end in '-iwe', not '-ile':

Ndinxaniwe.	I am thirsty.	Ndidiniwe.	I am tired.
-------------	---------------	------------	-------------

7 'Xhosalised' words

In Units 1-5 you have come across a number of 'xhosalised' nouns, i.e. those nouns adopted from English and / or Afrikaans:

from English		from Afrikaans	
ibhotolo	butter	ibhanti (ama-)	band
ifama	farm	idolophu	dorp
inkampani	company	ikomityi	koppie
ikayiki	cake	iswekile	suiker
ikliniki	clinic		
ikofu	coffee		
imajarini	margarine		
i-ofisi	office		
iresiphi	recipe		
isengwitshi	sandwich		
iti	tea		
itispuni	teaspoon		
iyunivesithi	university		

As you can see, most of these 'adopted words' belong to Classes 9 /10 prefixing *i-/ii-*. However, when the adopted English or Afrikaans word

begins with an 's' followed by a consonant, e.g. 'school', 'slice', these nouns usually belong to the 'isi-' class:

isikolo	school	isilayi	slice
---------	--------	---------	-------

Although the majority of nouns adopted from English or Afrikaans belong to Classes 9 and 10, there are a number of nouns besides 'ibhanti' which belong to Classes 5 and 6 and not to Classes 9 and 10:

ikhitshi	amakhitshi (kitchen/s)	ikhadi	amakhadi (card/s)
iphepha	amaphepha (paper/s)	ipolisa	amapolisa (police)
itikiti	amatikiti (ticket/s)	ivili	amavili (wheel/s)

Adopted words are often used in everyday speech while the original Xhosa words are preferred in the written language, especially in literature, e.g.:

i-eropeni	inqwelo-moya (lit. wagon (of the) air)
ikhitshi	igumbi lokuphekela (lit. room of / for cooking)
iflawu	umgubo (flour)
ifowuni	umxeba (phone) (lit. a rope)

Note: When English words are used in written or spoken Xhosa they must have a prefix which is usually 'i-' (Class 9):

ipersonnel manager
iRed Cross Hospital
iPrimary Health Care

How to apply it

1 Ask

- Where is the sugar?
- Where is the milk?
- Where is the cake?
- Where is a spoon?
- Where is the coffee?
- Where is the tea?
- Where is a teaspoon?

2 Answer

- Here is the sugar.
- Here is the milk.

- (c) Here is the cake.
- (d) Here is a spoon.
- (e) Here is the coffee.
- (f) Here is the tea.
- (g) Here is a teaspoon.

3 Say that you like 'it'

- (a) Ndi ___thanda (ikeyiki).
- (b) Ndi ___thanda (amaqanda).
- (c) Ndi ___thanda (izinto ezimnandi).
- (d) Ndi ___thanda (iisengwitshi).
- (e) Ndi ___thanda (ikofu) enganaswekile. (without sugar) (lit. not having sugar)

4 Give the instructions replacing the word in brackets with the appropriate object concord

- (a) ___zalise (iketile – fill the kettle).
- (b) ___bilise (amanzi).
- (c) ___zise (ubisi).
- (d) ___gqithise (iswekile).
- (e) ___ncede (yourself).
- (f) ___vale (ucango).

5 Ask (using -njani)

- (a) How are you today?
- (b) How are the children?
- (c) How is your husband?
- (d) How is your wife?
- (e) How are your parents?
- (f) How is work?
- (g) How is the weather?
- (h) How is the cake?
- (i) How are the sandwiches?

6 Look at the recipe Jenny gives Thandi

- (a) Circle the object concords and the noun to which they refer. (You should find three)
- _____
- (b) Circle the possessives.

7 Write a list in Xhosa of the things Thandi asks Lindiwe to buy for her

UThandi 'Lindiwe, ndifuna ukubhaka ikeyiki ngomso kusasa kodwa andinaxesha lokuthenga izithako ezifunekayo. Ndicela uye esuphamakete uzithenge. Nalu uluhlu:'

eggs _____
 flour _____
 butter _____
 sugar _____
 milk _____
 margarine _____
 icing sugar _____

ULindiwe Kulungile. Ndiza kukwenzela loo nto.

8 Complete the text by filling in

Use 'amanzi', 'ikofu' and 'ubisi'.

- A Ngena sisi, uphumle umzuzwana. Ujongeka udiniwe!
Hlala phantsi. Lixesha leti okanye ukhetha _____?
- B Enkosi. Nokuba yintoni.
A David, layita iketile ubilise _____.
- D Kulungile, mama.
A Nantsi _____. Ungathanda _____ neswekile?
- B Galela _____ qha, enkosi.
A David, nceda uzise _____.
- D Luphi _____, mama? Lusefrijini? Andiluboni tu!
A Oo, ndilibele ukuluthenga _____!

-phumla	rest, relax	iketile	kettle
umzuzwana	a little while	-bilisa	boil
-layita	switch on	-zisa	fetch

9 Fill in the missing forms

Use:

(a) ndilambile, (b) kubalulekile, (c) wamkelekile, (d) ndiphilile,
(e) ndingxamile, (f) utshatile, (g) ndinxanwe and (h) kupholile

Molo, (1) _____ ekhayeni lam!

Unjani namhlanje? (2) _____ enkosi.

Ufuna into yokusela? Ewe, (3) ndi _____ kakhulu!

Ufuna into yokutya kanaanjalo? Ewe, (4) _____.

Ndicela uze apha. Ungandincedisa? Hayi, ndilusizi,

(5) _____.

Nceda uzise ijezi yam. Ndiyagodola. (6) _____ ngoku.

(7) _____ ufowune uThandi.

(8) _____ uThemba? Ewe, uThandi yinkosikazi yakhe.


6 Nifudumele ngokwaneleyo?

Are you warm enough?

In this Unit you will learn how to:

- ask whether someone is warm enough
- discuss the weather
- express likes / dislikes
- refer to the days of the week / months / seasons

Incoko

 The Murrays and the Thamsanqas move inside and discuss the variable weather.

- UPeter Nifudumele ngokwaneleyo okanye ndilayite isifudumezi?
 UThemba Hayi enkosi, asifuni sifudumezi. Akubandi kangako.
 UJenny Linjalo izulu laseKapa. Umzuzu ilanga liyakhanya, kolandelayo kuyana!
- UThandi Hayi, maan, musa ukubaxa! Yaye ungakhalazi ngezulu laseKapa! Imvula ibhetele kunembalela! Ibe siyayifuna imvula eMzantsi Afrika. Inqabile.
- UPeter Jenny, ufana nabantu abavela eGauteng! Bona, kaloku, abalithandi izulu lethu! Ebusika bakhaliza ngemvula; ehlotyeni ngokuvuthuza komoya!
- UThemba Kodwa masiyivumeni inyani, lihle izulu laseGauteng ebusika. Lomile, alini.
- UThandi Kodwa iindudumo nemibane phaya ehlotyeni!
 UJenny Hayi, masivumeni yonke indawo inezinto ezilungileyo nezinto ezingalunganga!
- UThandi Unyanisile! Umzekelo, eThekwini kumnandi ebusika kodwa ukufuma apho ehlotyeni, *kugqithe emgceni!!*
- UJenny Ewe, kunjalo kanye sisi.

- UPeter Ndiyathemba ukuba liza kuba lihle* ngempela-veki ezayo kuba kukho ukhuphiswano olukhulu lweqakamba eNewlands. Uyakuthanda ukubukela iqakamba, Themba?
- UThemba Kakhulu! Utsho noMakhaya Ntini kwiTV: 'I don't like cricket. I love it!'
- UPeter Heke, ndiza kuya noDavid emdlalweni ngoMgqibelo. Uyafuna ukusikhapha nonyana wakho?
- UThemba Ewe, singavuya kakhulu.
- UPeter Kulungile, ndiza kukufowunela ngoLwesihlanu ukuze sithethe ngexesha nendawo yokudibana.

*In 'liza kuba lihle' 'li-' = 'it' refers to Class 5 noun 'izulu' = weather.

Isigama

-fudumele	be warm	masiyivumeni inyani	let's admit the truth
ngokwaneleyo	enough	-omile	be dry
-layita	switch on	alini	it doesn't rain
isifudumezi	heater	iindudumo	thunder
kangako	so	imibane	lightning
-njalo	like that	phaya	over there
izulu	weather	yonke indawo	every place
laseKapa	of the Cape	inezinto ezilungileyo	has good things
umzuzu	minute	ezingalunganga	not good (things)
-khanya	shine	umzekelo	for example
kolandelayo	at the next	eThekwini	in Durban
-na	rain (verb)	ukufuma	humidity
musa	don't	apho	there
-baxa	exaggerate	kugqithe emgceni	intolerable
yaye	and		lit. beyond the line
ungakhalazi	don't complain	kunjalo kanye	it's exactly like that
invula	rain (noun)	liza kuba lihle	it will be fine
-bhetele	better	impela-veki ezayo	coming weekend
kunembalela	than drought	ukhuphiswano olukhulu	big match
imbalela	drought	lweqakamba	of cricket
ibe	moreover	iqakamba	cricket
-nqabile	be scarce	-bukela	watch
-fana na-	be like	-tsho	say so
abavela	who come	emdlalweni	to the game
bona, kaloku	as for them	ngoMgqibelo	on Saturday
ebusika	winter	-khapha	accompany
-khalaza nga-	complain about	-fowunela	phone (for)
ehlotyeni	in summer	ngoLwesihlanu	on Friday
-vuthuza komoya	blowing of wind	ukuze	so that

How to ...

Ask whether someone is warm enough/cold

Ufudumele ngokwaneleyo?
Uyagodola?

Note: '-godola' = 'be cold' refers to humans while '-banda' = 'be cold' refers only to inanimate objects.

Comment on warm/hot/pleasant weather

Kushushu! It's hot!
Yimini entle! It is a beautiful day!
Langa liyakhanya. The sun is shining.
Langa liyaqaqamba (lit. throbbing). The sun is shining.
Langa liyatshisa! The sun is burning!
Langa libalele. It is intensely hot.
There is a drought.

Likhupha intlanzi emanzini!* (It is so hot that) it takes the fish out of the water!
Ligqatse ubhobhoi!* (It is so hot that) it scorches the African hoopoe bird!

Kufudumele. It is warm.
Ndifudumele. I am warm

→ *See Unit 10.1 for more about idioms and proverbs.

Comment on cool/cold/less pleasant weather

Ihlobo alifuni kufika. Summer doesn't want to come.
Ihlobo alivumi ukude lingene. Summer is late. (lit. summer doesn't agree (yet) to come in.)
Ihlobo liphelile. Summer has come to an end.
Kuyaphola. It is becoming cool.
Kupholile. It is cool.
Kuyabanda (phandle)! It is cold (outside)!
Bekubanda izolo. It was cold yesterday.
Yimini embi! It is a terrible day!
Kujongeka ngathi imini iza kuba mbi! It looks as if it is going to be a terrible day!

*Izulu limathumb' antaka!**

The weather is rather unsettled.
(lit. like the intestines of a bird)

Ubusika abufuni kumka.

Winter doesn't want to go away.

Andizithandi tu iinyanga zobusika!

I don't like the winter months at all!

→ *See Unit 10.1 for more about idioms and proverbs.

Comment on rainy weather

Izulu liyezisa.

Rain is imminent. (lit. the weather is bringing rain)

Kuyana.

It's raining.

Ndicinga ukuba kuza kunetha!

I think it is going to rain!

Ngathi kuza kunetha.

It looks like it is going to rain.

Ndithemba ukuba iza kuyeka kamsinya ukunetha!

I hope that it stops raining soon!

Sifumene imvula eninzi kutshanje. We've had a lot of rain recently.

Nantsi imvula!

Here's the rain!

Iyagalela imvula!

It's pouring with rain!

Imvula iyadyudyuza!

It's pouring with rain!

Comment on windy/misty/overcast/dry weather

Umoya uyavuthuza.

It's very windy. (lit. it is blowing)

Umoya uyabhudla.

The wind is blowing hard.

Kukho inkungu.

It's misty.

Kusibekele.

It's overcast.

Komile.

It's dry.

Kufumile.

It's humid.

Kuzolile.

It's calm.

Note: 'inkungu nelanga' (lit. mist and sun) is an idiomatic way of saying 'a multitude of people': 'Bekukho inkungu nelanga' 'There was a huge crowd.'

Comment on thunder/lightning/hail

Mamela iindudumo!

Listen to the thunder!

Jonga umbane!

Look at the lightning!

Jonga isichotho!

Look at the hail!

Ask what the temperature is

Yintoni iqondo lobushushu namhlanje?

What's the temperature today?
(lit. degree of heat)

Cultural background

Seasons of the year

(*Amaxesha Lonyaka*) (lit. times of the year)

summer	ihlobo	(< <i>umhlobo</i> = friend (i.e. the friendly season)
spring	intlakohlaza	(lit. the points of the green grass)
	intwasahlobo	(< <i>-thwasa</i> = become visible, appear (lit. the appearance of summer)
autumn	ukwindla	(< <i>-dla</i> = eat, i.e. the season of eating) (Class 14!)
winter	ubusika	(< <i>-sika</i> = cut, i.e. the cutting season)

Months of the year

(*linyanga Zonyaka*)

January	uJanuwari	eyom Qungu	(month of the Tambuki grass)
February	uFebruwari	eyom Dumba	(month of the swelling grain)
March	uMatshi	eyo Kwindla	(month of the first fruits)
April	uApril	eka Tshaz'iimpuzi	(month of the withering pumpkins)
May	uMeyi	eka Canzibe	(month of the Canopus)*
June	uJuni	eye Silimela	(month of the Pleiades)
July	uJulayi	eye Khala	(month of the aloes)
August	uAgasti	eye Thupha	(month of the buds)
September	uSeptemba	eyom Sintsi	(month of the coast coral tree)
October	uOktobha	eye Dwarha	(month of the ragwort)
November	uNovemba	eye Nkanga	(month of the broad-leaved ragwort)†
December	uDisemba	eyom Nga	(month of the mimosa thorn tree)

*Bright star seen before dawn in May. †Tall and smaller yellow daisies respectively.

Note: As can be seen from the explanation in brackets, the Xhosa months were named after plants or flowers flowering in that particular month. The original names of the months are very often used in literature while the Anglicised versions seem to be used in everyday speech especially by the younger generation.

Poem and songs



Imbalela

'Yoo! Yoo!
Siyalila,
Inkomo zethu zifile,
Lintlanti zikhedamile,
Amasimi axwebile.
Imimango ibharile,
Izityalo zibunile.
Izilwana ziziimpanza,

Amacebo aphelile.'

Drought

Oh! Oh!
We are weeping,
Our cattle are dead,
The cattle *kraals* are bereft,
The fields are cracked like dry skin.
The hillsides are parched,
The plants are withered.
The small wild animals are like a
broken up, dispersed army,
We don't know what to do.
(lit. Plans have come to an end.)

(From a poem by G. Soya Mama)

Rain

Rain, rain,
Splash, splash, splash,
My dress is wet,
My dress is wet,
Boom, boom, it is thundering.
Boom, boom, it is thundering.
My dress is wet.
My dress is wet.

Wind

Please see here is the wind!
Wu! Wu! Wu!
It comes through the window,
It puts out my light.
It goes out and I stay,
It leaves me in the dark.
It should go, it should go.
Wu! Wu! Wu!



Invula

Invula, invula,
Chapha, chapha, chapha,
Imanz' ilokhwe yam,
imanz' ilokhwe yam,
Gqum, gqum, kuyaduduma,
Gqum, gqum, kuyaduduma.
Imanz' ilokhwe yam,
Imanz' ilokhwe yam.



Umoya

Khanibone nank 'umoya!
Wu! Wu! Wu!
Ungen' efestileni,
Ucim' isibane sam,
Uyaphuma ndiyasala,
Undishiya emnyameni,
Zuhambe zuhambe (uze uhambe).
Wu! Wu! Wu!

How it works

1 The equivalent of English 'every', 'all', 'the whole' = '-onke'

From the following list you can see that '-onke' is preceded by the consonant associated with the noun to which it refers and can precede or follow a noun depending on emphasis:

wonke <i>umntu</i>	<i>every person, everyone</i>
bonke <i>abantu</i>	<i>all persons, everybody</i>
wonke <i>umsebenzi</i>	<i>all work</i>
yonke <i>imihla</i> (lit. all days)	<i>every day</i>
lonke <i>ilizwe</i>	<i>the whole country</i>
lonke <i>ixesha</i>	<i>all the time</i>
onke <i>amazwe</i>	<i>all countries</i>
onke <i>amaxesha</i>	<i>all times</i>
sonke <i>izikolo</i>	<i>the whole school</i>
zonke <i>izikolo</i>	<i>all schools</i>
yonke <i>into</i>	<i>everything</i>
zonke <i>izinto</i>	<i>all things</i>
lonke <i>uluntu</i>	<i>all mankind</i>
bonke <i>ukwindla</i>	<i>the whole autumn</i>
bonke <i>ubusika</i>	<i>the whole winter</i>
konke <i>ukutya</i>	<i>all the food</i>

Remember: in the case of nouns prefixing 'um-' the associated consonant is 'w-' and in the case of nouns prefixing 'ini-' / 'i-' / 'in-' / 'im-' the associated consonant is 'y-'.

Note: No concord in Class 6 (*ama-*).

'-onke' can also be used with 'si-' = 'we' and 'ni-' = 'you' (pl.):

Yizani apha nonke.

All of you come here.

2 Adjectives

There are only a few so-called adjectives in Xhosa, several of which you have already come across, but they are frequently used. They include the numerals 1–6 as well as the following adjectival stems:

-nye	= one	-ne	= four
-bini	= two	-hlanu	= five
-thathu	= three	-thandathu	= six
-hle	= beautiful	-bi	= bad, ugly
-de	= long, tall, far	-futshane	= short
-fuphi	= near	-tsha	= young, fresh
-dala	= old, stale	-ninzi	= many
-ngaphi?	= how many?	-ncinane	= little
-khulu	= big	-ncinci	= small

In Xhosa, adjectives follow nouns and to mark the relationship between noun and adjective, an **adjectival concord** (corresponding to 'that', 'which', 'who') is used e.g.:

<i>umsebenzi omkhulu</i>	a big job	(lit. a job that is big)
<i>isilayi esincinci</i>	a small slice	(lit. a slice that is small)
<i>ikomityi enye</i>	one cup	(lit. a cup that is one)
(cf. <i>enye</i> ikomityi yekofu = another cup of coffee)		

<i>om-</i>	<i>umntwana</i>	<i>omnye</i>	one child
<i>aba-</i>	<i>abantu</i>	<i>abadala</i>	adults (lit. old people)
<i>om-</i>	<i>umsebenzi</i>	<i>omkhulu</i>	big/much work
<i>emi-</i>	<i>imihla</i>	<i>emide</i>	long days
<i>eli-</i>	<i>izulu</i>	<i>elihle</i>	fine weather
<i>ama-</i>	<i>amacephe</i>	<i>amakhulu</i>	big spoons
<i>esi-</i>	<i>isilayi</i>	<i>esincinci</i>	a small slice
<i>izi-</i>	<i>izikolo</i>	<i>ezininzi</i>	many schools
<i>en-</i>	<i>ikheyiki</i>	<i>entle*</i>	a beautiful cake
<i>en-</i>	<i>into</i>	<i>enkulu†</i>	a great thing
<i>ezin- / ezim-</i>	<i>itispuni</i>	<i>ezimbini^a</i>	two teaspoons
<i>olu-</i>	<i>ubisi</i>	<i>olutsha</i>	fresh milk
<i>obu-</i>	<i>ubusika</i>	<i>obubi</i>	a bad winter
<i>oku-</i>	<i>ukutya</i>	<i>okudala</i>	stale food

* **-hle** > **-tle** before an **n**: *into entle*; *ikheyiki entle*.

† A consonant after **n** is never aspirated. ^a **n** > **m** before **b**, **p**, **f**, **v**.

Although there are only a few true adjectives in Xhosa, the Xhosa language is not short of descriptives.

One group includes words referred to in Xhosa grammar books as 'relatives', e.g.:

-mnandi	sweet, nice	-muncu	sour
-lula	easy, light	-nzima	difficult, heavy
-lusizi	sad, sorry	-bomvu	red
-mhlophe	white	-mnyama	black
-ntsundu	brown	-blowu	blue
-luhlaza	green* / blue†	-lubhelu	yellow

*Okwengca = as grass.

†Okwesibhakabhaka = as the sky.

→ Unit 8.1 for more **relative stems**.

Other descriptives are **derived from verbs** and suffix **-yo** when no other word follows:

-balulekileyo	important	-zayo	coming
-landelayo	following	-vela	coming from
-lungileyo	good	-ya	going to

Kubalulekile.

Yinto ebalulekileyo.

It's important.

It's an important thing.

(lit. which is important)

Yet another group uses **-na-** = 'have' / 'has' / 'with' together with an **abstract noun**:

-nomdla (interesting):	<i>umsebenzi onomdla</i> (lit. work that has interest)
-namandla (strong):	<i>indoda enamandla</i> (lit. a man who has strength)

The **difference** between **adjectives** and **other descriptives** is in their **concord** or **link** to the noun in the following noun classes only:

	Adjectives	Other descriptives
Class 1	<i>umntu omhle</i>	<i>umntu onomdla</i>
Class 3	<i>umsebenzi omhle</i>	<i>umsebenzi onomdla</i>
Class 4	<i>imihla emihle</i>	<i>imihla emnandi</i>
Class 6	<i>amazwe amahle</i>	<i>amazwe amnandi</i>
Class 9	<i>into entle</i>	<i>into emnandi</i>
Class 10	<i>izinto ezintle</i>	<i>izinto ezimnandi</i>

Note: A **relative concord** prefixed to a **verb** forms a **relative clause**:

Ufana nabantu *abavela*
eGauteng.

You are like people *who* come
from Gauteng.

3 The present tense in the negative

There is no word in Xhosa corresponding to the English 'not'.

Instead, the **negative** form of the subject concord is used and the verb ending changes (cf. **Unit 3.3**). Compare the subject concords of the 3rd person:

Positive Negative

ú-	<i>aka-</i>	<i>UThandi akathandi ndudumo</i> namibane.
ba-	<i>aba-</i>	<i>Abantu baseGauteng abalithandi izulu</i> laseKapa.
u-	<i>awu-</i>	<i>Umoya awubandi</i> namhlanje.
i-	<i>ayi-</i>	<i>Imisebenzi ayipheli.</i> (The tasks have not ended.)
li-	<i>ali-</i>	<i>langa alikhanyi</i> namhlanje.
a-	<i>aka-</i>	<i>Amanzi akabandi.</i>
si-	<i>asi-</i>	<i>Isifudumezi asisebenzi</i> kakuhle.
zi-	<i>azi-</i>	<i>Izifudumezi azisebenzi</i> kakuhle.
i-	<i>ayi-</i>	<i>Imvula ayifuni</i> kuma namhlanje.
zi-	<i>azi-</i>	<i>Iimvula azifuni</i> kuma namhlanje.
lu-	<i>alu-</i>	<i>Ulwandle</i> (the sea) <i>alubandi</i> namhlanje.
bu-	<i>abu-</i>	<i>Ubusika abubandi.</i>
ku-	<i>aku-</i>	<i>Ukutya akubandi.</i>

4 The future tense

In **Unit 1** you came across an example of the **future tense**:

Siza kufika eKapa kamsinya. We **will** arrive in Cape Town soon.

As you can see the future tense is formed in the following way:

SC + '-za ku-' (or '-ya ku-') + verb stem:

Ndiza kuzama.	I'll try.
Ndiza kukufowunela.	I'll phone you.
Ndicinga ukuba liza kuna.	I think it will rain.

Note: the position of the object concord.

The **short (contracted) form** of the **future tense** is often heard in colloquial speech but can also be found in written texts:

Ndobona, sobona,	I'll see, you'll see,
wobona, nobona, etc.	he'll / she'll see, you'll see, etc.

Remember: Sobonana.

We'll see each other.

The **negative form**: '-zi ku-' (or '-yi ku-'):

Andizi kukwenzalisa. I will **not** hurt you.

→ See **Unit 8**.

5 Instruct not to do something

It is very easy to instruct someone **not to do** something. Simply use '**Musa**' followed by the infinitive when instructing one person and '**Musani**' when instructing more than one person:

One person	More than one person
Musa ukubaxa.	Musani ukubaxa.
Don't exaggerate.	
Musa ukukhalaza.	Musani ukukhalaza.
Don't complain.	
Musa ukulibala.	Musani ukulibala.
Don't forget.	
Musa ukuzikhathaza.	Musani ukuzikhathaza.
Don't worry (<i>yourself</i>).	

In spoken language the shortened forms are preferred:

Sukubaxa.	Sanukubaxa.
Sukukhalaza.	Sanukukhalaza.
Sukulibala.	Sanukulibala.
Sukuzikhathaza.	Sanukuzikhathaza.

If you want to express yourself more 'elegantly' you can say:

Ungakhalazi.	Ningakhalazi.	You shouldn't complain.
Ungalibali.	Ningalibali.	You shouldn't forget.
Ungazikhathazi.	Ningazikhathazi.	You shouldn't worry.

→ See **Unit 15.2**.

6 Different ways of expressing 'can'

The English translations show that these different ways of expressing '**can**' are not always interchangeable:

Unokuza? (< Unakho ukuza?)	Can you (are you able to) come?
Ewe, ndingokuza.	Yes, I can (come).
Hayi, andinakuza.	No, I can't (come).

Ungandinceda?	Can you help me?
Ndingangena?	Can (may) I come in?
Uyakwazi ukuthetha isiXhosa?	Can you (do you know how to) speak Xhosa?

7 More Xhosa equivalents of the English prepositions 'in', 'at'

Times of the day (amaxesha osuku) (usuku = 24-hour day)

emini	in daytime
emini emaqanda	at midday
emalanga / emva kwemini	in the afternoon
ebusuku	at night
ezinzulwini zobusuku	at midnight
ngorhatya (< urhatya)	at dusk
ngokuhlwa (< ukuhlwa)	in the evening

'Nga-' is also used with days of the week – iintsuku zeveki:

Monday	uMvulo (< -vula = open)
on Monday	ngoMvulo
Tuesday	uLwesibini*
on Tuesday	ngoLwesibini
Wednesday	uLwesithathu*
on Wednesday	ngoLwesithathu
Thursday	uLwesine*
on Thursday	ngoLwesine
Friday	uLwesihlanu*
on Friday	ngoLwesihlanu
Saturday	uMgqibelo (< -gqibela = finish)
on Saturday	ngoMgqibelo
Sunday	iCawa (cf. icawa = church)
on Sunday	ngeCawa

*cf. Adjectival stems.

'Nga-' is used also with months of the year – iinyanga zonyaka:

in which month?	ngeyphi inyanga?
in January	ngoJanyuwari
in February	ngoFebhuwari

in March	ngoMatshi
in April	ngoApreli
in May	ngoMeyi

Seasons – amaxesha onyaka:

in summer	ehlotyeni*	(< ihlobo)
in autumn	ekwindla	(< ukwindla (Class 14 ubu-)
in winter	ebusika	(< ubusika)
in spring	entlakohlaza	(< intlakohlaza)

* 'b' followed directly by 'w' is not easily pronounceable in Xhosa, therefore 'b' > 'ty' before -eni.

8 Adverbs

You have already come across some adverbs of time and place:

namhlanje	today	apha	here
ngomso	tomorrow	apho	there
lonke ixesha	always	onke amaxesha	always
phaya	over there	futhi	often

Adverbs can be formed with ka-:

kakuhle	well	kakubi	badly
kakhulu	much	kancinci	a little
kangaka	so much	kanjalo	like this
kamnandi	nicely	kamsinya(ne)	soon
kanye	once, exactly	kabini	twice
kaninzi	often		

Note: Kahle! = Hold on!

Adverbs can be formed with ku-:

kudala	long ago	kuphela	only
kungekudala	shortly (lit. it is not long)		

And adverbs can be formed with nga-:

ngethamsanqa	luckily	ngesaqophe	suddenly
ngelishwa	unfortunately	ngakumbi	especially
ngokukhawuleza	quickly	ngaphakathi	inside
ngokwaneleyo	sufficiently	ngaphandle	outside
ngamanye	sometimes		
amaxesha			

Others include:

kwakhona	again	qha	only
ekugqibeleni	at last	qho	always

How to apply it

1 Find the contrasting word / expression

Choose from: (a) Ilanga libalele, (b) Liyabanda kakhulu, (c) Lomile, (d) Kusibekele, (e) Umoya uyavuthuza and (f) Masihlale elangeni.

- Likhupha intlanzi emanzini.
- Ilanga liyakhanya.
- Iyagalela imvula.
- Kuzolile. / Akukho moya.
- Lifumile.
- Masihlale emthunzini. (shade)

2 Yithi

- | | |
|----------------------------|----------------------|
| (a) I am cold. | It is cold. |
| _____ | _____ |
| (b) I am warm. | It is warm. |
| _____ | _____ |
| (c) It becomes cool. | It is cool. |
| _____ | _____ |
| (d) It will rain tomorrow. | It won't rain today. |
| _____ | _____ |

3 Yithi

- | | |
|------------------------|----------------|
| (a) It's a nice day. | Yimini _____ |
| (b) It's an awful day. | Yimini _____ |
| (c) It's a cool day. | Yimini _____ |
| (d) It's hot day. | Yimini _____ |
| (e) It's a cool night. | Bususuku _____ |

4 Complete the dialogue with the appropriate subject concord

- A (a) ___za kuya eRobben Island ngoLwesihlanu, mna nabantwana. (b) ___ngathanda ukusikhapha, wena nabantwana? (c) ___namanye amatikiti amathathu.

- B Mna (d) ___ngathanda ukunikhapha, kodwa (e) ___xhomekeke kwimozulu. Ukuba umoya (f) ___vuthuza gqitha, ulwandle (g) ___za kulwa. (h) ___oyika ukuba ndingagula ngenxa yokudlokova kwenqanawa!
- A Hayi, (i) ___zi kuya ukuba (j) ___vuthuza gqitha.
- B (k) ___za kuya ukuba (l) ___yanetha?
- A Ewe, mna, (m) ___oyiki mvula.
- B (n) ___za kuya ukuba (o) ___shushu gqitha?
- A Ewe, (p) ___khathazeki bubushushu.

ulwandle	sea	-gula	be sick
-xhomekeke ku-	depend on	ngenxa ya-	because of
-lwa	fight i.e. rough	-dlokova kwenqanawa	rolling of the ship
-oyika	be afraid of	-khathazeka	mind, worry

5 Listen to the weather reports and say which refers to the weather in summer and which to the weather in winter

- (a) _____
- (b) _____

6 Use the appropriate expression in Xhosa for 'can'

- | | |
|---|---|
| (a) Can you speak Xhosa? | No, I can only speak a little Zulu. |
| (b) Can you speak English? | Yes, I am learning it at school. |
| (c) Can you please help me? | Of course (kakade), I'll help you. |
| (d) Can you come on Friday? | I'm sorry, I can't help you. |
| (e) Can I phone you tomorrow? | I'm sorry. I can't come. I am too busy. |
| (f) Can I pour you another cup of coffee? | No thanks, one cup is enough. |
| (g) Can I come in? | Yes, please come in. |

7 Say what you prefer

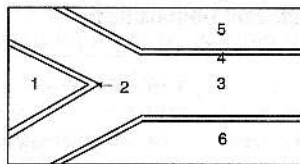
- (a) Someone says: Ndithanda izinto ezimuncu (sour).
Say you prefer sweet things.
- (b) Someone says: Ndithanda ikofu engenabisi* naswekile.
Say you prefer coffee with milk and sugar.
- (c) Somebody says: Ndithanda ikeyiki.
Say you prefer sandwiches.

- (d) Somebody says: Ndithanda ibhotolo.
Say you prefer margarine.
- (e) Somebody says: Ndithanda iwayini ebomvu.
Say you prefer white wine.

→ *See Unit 15.2.

8 The South African flag (indwe yoMzantsi Afrika). Colour in appropriately and number the colours

imnyama
ilubhelo
iluhlaza
(okwengca)



ibomvu
imhlophe
iluhlaza
(okwesibhakabhaka)

9 Read this excerpt from a poem by Minazana Dana

From which climatic region is the poet writing? How do you know?
Complete the missing lines of the translation.

Ihlobo

'Ewe, kambe ihlobo lifikile	Yes, no doubt summer has arrived
Ngubo yehlwempu, mhlaziyi-lizwe	Blanket of the poor, renewer [...]
Kaloku nje sinethemba lempilo,	Now we have hope for health
Kaloku nje sinethemba loxolo
Kaloku nje sinethemba lokonwaba
Ngokufika kweemvula zehlobo
Zithembis' isivuno soxolo	They promise a peaceful harvest
Kuba kambe ihlobo lifikile.'

7 | UJenny emsebenzini – 'Masithethe isiXhosa' Jenny at work – 'Let's speak Xhosa'

In this Unit you will learn how to:

- ask how you may help someone
- ask how someone is in different ways
- respond in different ways
- know what to say when at the garage
- thank someone in different ways
- know what to say when giving someone a tip
- congratulate and express good wishes

Incoko

One of Jenny's groups has come to the end of its module. Jenny puts her students through their paces to see whether they are proficient enough to proceed to the next level.

UJenny Molweni bafundi! Namhlanje nina niza kuthetha isiXhosa, mna ndiza kuphulaphula! Ngoobani abafuna ukuqala?

UMark noPaul Siza kuqala Jenny.

UMark Mna, ndiza kuba ngumthengisi-petroli. Yena, uPaul uza kuba ngumqhubi-wemoto.

UJenny Kulungile, bafundi, thethani!

Egaraji.

Umthengisi-petroli Molo mhlekazi. Kunjani? Ndingakunceda ngantoni namhlanje?

Umqhubi wemoto Molo, mnumzana. Kunjani?

Umthengisi-petroli Hayi, akukho nto. Ndihamba nazo! Wena?

Umqhubi wemoto Nam, ndiphilile enkosi.

Umthengisi-petroli Ndiyizalise itanki namhlanje?

- Umqhubi wemoto Hayi, ndiphe nge-fifty rand *qha* namhlanje.
 Umthengisi-petroli Kulungile mhlekazi. Anjani amavili?
 Umqhubi-wemoto Ingathi ivili lasekunene ngaphambili lifuna umoya.
 Khawukhangele onke jikelele.
 Umthengisi-petroli Kulungile, mhlekazi. Umoya ungakanani?
 Umqhubi wemoto Wampompe aye ku-210 jikelele. Ndicela ungalibali
 ukukhangela namanzi ne-oyile.
 Umthengisi-petroli *Utsho endodeni!*
After a few moments.

Heke, zonke izinto zilungile ngaphambili. Ndisule neefestile?

- Umqhubi wemoto Ungaba undincedile!
 Umthengisi-petroli Heke, ndigqibile, mhlekazi.
 Umqhubi-wemoto Ndiyabulela. Undincedile. Nantsi imali yepetroli.
 Nali ke icuba.
 Umthengisi-petroli Enkosi. Uhambe kakuhle, mhlekazi.
 Umqhubi wemoto Usale kakuhle, mnumzana. Sobonana!
 UJenny Mark noPaul nenze kakuhle! *Huntshu!*
 UJenny Heke, Val noSally, masiveni eyenu incoko!
 OoVal Kulungile.

Isigama

-phulaphula	listen	<i>utsho endodeni</i>	<i>no sooner</i>
umthengisi-petroli	petrol attendant		<i>said than done</i>
umqhubi wemoto	motorist		(lit. you've
ndihamba nazo	I'm fine		said so to a man!)
ndiyizalise itanki?	should I fill the tank?	-sula	wipe
amavili	tyres, wheels	ifestile	window
ivili lasekunene	the right wheel	ungaba	that would be
ngaphambili	in front	undincedile	helpful
umoya	air	nantsi imali	here is money
khawukhangele	please check	yepetroli	for the petrol
-khangela	check, look at	nali ke icuba	here then is
onke jikelele	all round		(money) for
-ngakanani	how much?		tobacco
-mpompa	pump up	-bulela	to be grateful
aye ku-	up to	<i>huntshu!</i>	<i>well done!</i>
i-oyile	oil	masiveni	let's hear
		eyenu incoko	your conversation

Incoko

Val accidentally bumps into a lady with her trolley while waiting in the checkout queue and a conversation ensues.

- UVal Uxolo Nkosikazi! Ndikwenzakalisile?
 Inkosikazi Hayi, akukho nto. Oo! uyasithetha isiXhosa?
 UVal Ndiyazama noko!
 Inkosikazi Hayi, akuzami! Uyasithetha! Usazela phi isiXhosa?
 UVal Uxolo, andiva kakuhle. Khawuphinde.
 Inkosikazi Ndithe usifunde phi?
 UVal Heke, ndiyaqonda ngoku! Ndisifunda eklasini yesiXhosa.
 Inkosikazi Ufundiswa ngubani?
 UVal NguNkosikazi Murray. Yena wakhulela emaXhoseni.
 Inkosikazi Nam, ndivela emaXhoseni.
 UVal Liphi ikhaya lakho?
 Inkosikazi LiseCacadu.
 UVal Oo YiLady Frere ngesiNgesi leyo?
 Inkosikazi Yho! Unyanisile. Uyasazi isiXhosa inene!
 UVal Uhlala phi, Nkosikazi?
 Inkosikazi EClaremont. Wena uhlala phi?
 UVal EKEnilworth kodwa ndisebenza apha eClaremont.
 Inkosikazi Nam ndisebenza apha eClaremont. Ndinerestyu eFir Avenue ebizwa ngegama elithi 'Ningene'.
 UVal Inene! Mhlawumbi ndiza kukutyelela apho! Yhoo, ndiphantse ndalibala, igama lam nguVal Todd.
 Inkosikazi Ndiyavuya ukukwazi Val. Mna ndinguXoliswa Silinga.
 UVal Nam ndiyavuya ukukwazi, Xoliswa. Bekumnandi kakhulu ukuthetha nawe. Ndiyathemba ukuba siza kubonana kwakhona. Ndiza kuxelela utitshalakazi wam neklasi yam ngerestyu yakho. Mhlawumbi sonke siza kutyelela irestyu yakho kamsinyane!
 UXoliswa Ingantle loo nto, Val. Uhambe kakuhle.
 UVal Uhambe kakuhle nawe, Xoliswa. Sobonana kwakhona apho ernityu!
 UJenny Nani nenze kakuhle, Val noSally! Ndonwabile! Ndonwabe gqitha ngokuqhubela phambili kwenu! Ndiyavuyisana nani! Ngoku mandininqwenelele iholide emnandi!

**Isigama**

ndikwenzakalisile?	did I hurt you?	-tyelela	visit
usazela phi?	where do you know it from?	ndiphantse	I nearly
iklasi	class	ingantle loo nto!	that would be lovely!
ufundiswa	by whom are you taught?	ndonwabile	I'm happy
ngubani?	that	ndonwabe gqitha	I'm very happy
leyo	restaurant	ngokuqhubela	with your progress
irestyu	which is called	phambili kwenu	
ebizwa	by the name	-vuyisana na-	rejoice with, i.e. congratulations
ngegama elithi	perhaps	mandininqwenelele	let me wish you
mhlawumbi		iholide	holiday

**How to ...****Ask how you may help someone**

Ndingakunceda ngantoni?

Ask how someone is in different ways

Uphila / Niphila njani?

Uphilile / Niphilile?

Usaphila / Nisaphila?

Unjani / Kunjani? / Ninjani?

Respond to being asked how you are in different ways

Ndiyaphila. / Siphila kakuhle enkosi.

Ndiphilile. / Siphilile.

Ndisaphila. / Sisaphila.

Ndikhona. / Sikhona.

Idiomatic expressions to ask how someone is

Uvuka njani / Nivuka njani?	(lit. How do you wake up ?)
Uvukile / Nivukile?	(lit. Have you woken up ?)
Usahleli / Nisahleli?	Are you still seated ? (implication being that those who are not well would not be sitting up).

Some idiomatic expressions in response

Ndihleli.

I am **seated**.

Sihleli.

We are **seated**.

Ndihamba nazo.

I am **going along with them**.

Sihamba nazo.

We are **going along with them**.
('-zo' refers to 'iingxaki = problems')

Ndikhohlela ndihamba.

I am **'coughing along'**.

Sikhohlela sihamba.

We are **'coughing along'**.

Ndisatotoba.

I am still **tottering along**.

Sisatotoba.

We are still **tottering along**.

Ndiqhwalela ndisiya.

I am **limping** going along.

Siqhwalela sisiya.

We are **limping** going along.

Ndonwabile.

I am **happy**.

Sonwabile (ekhaya).

We are **happy** (at home).

Ndiyacothoza.

I am **going along slowly**.

Siyacothoza.

We are **going along slowly**.

Akukho nto (imbi).

There is nothing (bad).

(shortened to: Akho'nto)

Kunceda ntoni ukukhalaza?

What does it **help** to **complain**?

Akuncedi ukukhalaza!

It doesn't **help** to **complain**!

Know what to say at the garage

Ndingafumana ipetroli.

Nceda, zalisa itanki.

Nceda yizalise.

Galela nge-fifty rand qha.

Ungakhangela i-oyile, amanzi namavili.

Mpompa amavili ngo-1.8.

Wampompe ngo-1.8.

Ingathi ivili ngaphambili / ngasemva lihlele kakhulu.

Thank in different ways

Enkosi kakhulu (ngento yonke).

Undincedile.

Ungaba undincedile.

Ndiyabulela.

→ See cultural background

Know what to say when giving someone a tip

Nali icuba.	(lit. Here is tobacco .)
Nazi iilekese.	(lit. Here are sweets .)
Ina tshaya.	(lit. Take for something to smoke .)

Congratulate and express good wishes

Huntshu! / Halala!	Hurray!
Nantso ke!	That's it!
Ndiyavuyisana nawe!	Congratulations! (lit. I rejoice with you)
Ngxatsho ke!	Well spoken!
Maqobokazana phambili!*	Young ladies, well done!
Siyavuyisana nawe ngokunyuselwa kwakho!	Congratulations on your promotion!
Zonwabise! / Zonwabiseni!	Enjoy yourself / yourselves!
Ndikunqwenelela impumelelo!	Good luck! (lit. I wish you success)
Ubhale / Nibhale kakuhle!	Good luck for the exams! (lit. Write well)
Mini Emnandi (yokuzalwa) kuwe!	Happy Birthday to you!
IKresmesi emyoli / emnandi!	Happy Christmas!
Nyak' omtsha omnandi! (ozele ngamathamsanqa!)	Happy New Year! (filled with good luck)
Ndlela ntle!	Have a good trip!
Ube / Nibe nemini emnandi!	Have a nice day!
Ube / Nibe nempela-veki emnandi!	Have a nice weekend!
Ube / Nibe neholidi emnandi!	Have a nice holiday!
Njalo nakuwe!	And the same to you! (lit. and it is like that to you)

*An expression of praise for a person or persons who have completed a task efficiently and quickly.

Cultural background

There are several idiomatic ways of saying **thank you** in Xhosa which you may come across.

Nangamso or the full saying *Ungadinwa nangomso* (lit. 'you should not be tired (to do the same) tomorrow') was coined by one of the greatest Xhosa teachers, scholars and writers of our time **A.C. Jordan** whose novel, *Ingqumbo Yeminyanya – The Wrath of the Ancestors*, is considered one of the finest in Xhosa.

Maz' enethole (lit. a female animal and its young, usually cow and calf) is another, the explanation being as follows: As a mother always does things for her young, especially when still suckling, the recipient of a kind gesture feels the kindness that has been bestowed is equivalent only to that which a mother usually bestows on her young.

Ukwanda kwaliwa ngumthakathi (lit. Increase (of prosperity) is opposed by the witch) i.e. there is only one 'person' (the witch) who rejects the kindness, help, etc., shown by one person to another which has led to an increase in happiness and prosperity of the person on whom this kindness has been bestowed.

Ndibamba ngazibini / ngazo zombini (lit. I hold with two / both hands) is usually said when one person receives something concrete from another.

How it works

1 Verb stems beginning with a vowel

You will have observed that most verb stems in Xhosa begin with a consonant. There are, however, a number of verb stems that begin with vowels.

-amkela (welcome)		
Ni- + amkelekile!	> Namkelekile!	(ni- > n-)
-azi (know)		
Ndiyavuya ukuku + azi	> Ndiyavuya ukukwazi	(-ku- > -kw-)
-enza (do, make)		
U + enza ntoni?	> Wenza ntoni?	(u- > w-)

A verb beginning with a vowel influences a preceding vowel in one of two ways, yet another example of a **sound change** occurring.

2 Verb stems with a latent 'i'

There are also a few very frequently used **one-syllable verbs** in Xhosa containing a so-called latent *i*-. This latent *i*- influences a preceding 'a' which changes to 'e':

-(i)va (hear, feel)	Ndiy <u>a</u> + (i)va	> Ndiy <u>e</u> va	I hear, understand
	Nd <u>a</u> + (i)va	> Nd <u>e</u> va	I heard
-(i)za (come)	Ndiy <u>a</u> + (i)za	> Ndiy <u>e</u> za	I am coming
	Nd <u>a</u> + (i)za	> Nd <u>e</u> za	I came
-(i)ma (stand, stop)	Ndiy <u>a</u> + (i)ma	> Ndiy <u>e</u> ma	I am stopping
	Nd <u>a</u> + (i)ma	> Nd <u>e</u> ma	I stopped
-(i)mba (dig)	Ndiy <u>a</u> + (i)mba	> Ndiy <u>e</u> mba	I am digging
	Nd <u>a</u> + (i)mba	> Nd <u>e</u> mba	I dug

Note: When using vowel and one-syllable verbs to give instructions, prefix 'y- / yi-' respectively:

<u>Y</u> enza ikofu, nceda!	Make coffee, please!
<u>Y</u> iz' apha	Come here!
<u>Y</u> ima!	Stop!
<u>Y</u> imba!	Dig!
<u>Y</u> omba!	Dig! (often used in spoken Xhosa)
<u>Y</u> itsho uphinde!	You can say that again!

3 Tenses denoting past actions and events

The main ways of describing **past actions** and **events** are:

- The **recent** past tense
- The **remote** past tense
- The **continuous recent** past tense (see **Unit 12.2**)
- The **continuous remote** past tense (see **Unit 12.3**).

The recent past tense

Like the present tense, the **recent past** tense has two forms which correspond to the long and short form of the present tense (cf. **Unit 2.2**).

The **long form** is characterised by suffixing '-ile' to the verb when no other word follows, while the **short form** is characterised by suffixing -e when another word follows the verb:

Ugqibile?	Have you finished ?
Ugqibe nini?	When did you finish ?
Abafundi baphumile.	The students have left .
Baphume ngokukhawuleza.	They left in a hurry.

Note: The following frequently used verbs do not follow this rule. They have only one written form with **tone** and **length** distinguishing between long and short forms:

-libala (forget)	> -libele	Ndilibele kwakhona. I have forgotten again.
-lala (sleep)	> -lele	Ulele kakuhle? Did you sleep well?
-fumana (get, find)	> -fumene	Ufumene incwadi? Did you get the letter / book?
-dibana (meet)	> -dibene	Udibene nini noThandi? When did you meet (with) Thandi?
-phatha (bring)	> -phethe	Uyiphethe imali? Did you bring the money?

Remember there are a number of expressions incorporating '-ile' (cf. **Unit 5**). These expressions often referring to one's **physical state**, are **present tense in meaning**, even though they have a **past tense form** and are referred to as **stative verbs** in Xhosa grammar books:

Sithabhathekile.	We are impressed.
Ndonwabile.	I am happy.

To form the **negative** of the **recent past tense** (and **stative verbs**) prefix the **negative SC** and suffix '-anga':

Abafundi abaphumanga.	The students have not gone out. (recent past)
Andiphilanga.	I am not well. (stative)

→ See **Unit 12.2** for the **past tense** of **stative verbs**.

The remote past

This tense is characterised by the long '-a' of the subject concord (cf. **Unit 3.4**) and is used extensively in the telling of **folktales**.

→ See **Unit 16**.

ndi-	> ndazalwa ngo-1950	si-	> sazalwa ngo-1950 nathi
u-	> wazalwa nini?	ni-	> nazalwa nini?
u-	> wazalwa ngo-1955	ba-	> bazalwa ngo-1955 nabo

The subject concords for Classes 3–15 are as follows:

u-	> wa-
i-	> ya-
li-	> la-
a-	> a-
si-	> sa-
zi-	> za-
i-	> ya-
zi-	> za-
lu-	> lwa-
ba-	> ba-
ku-	> kwa-

To form the **negative** of the **remote past tense** use either the '-anga' form of the recent past (e.g. *andihambanga*) or the auxiliary verb **-zange** (e.g. (andi)zange ndihambe.) lit. I never went.

4 Kha- = '(would you) please'

Khawulinde umzuzwana.	Would you please wait a moment.
Khanilinde umzuzwana.	Would you (pl.) please wait a moment.
Kha- + u- > khawu- .	

→ cf. Unit 4.5 verb form ending in '-g'.

How to apply it

1 Say sorry when

- you think you may have hurt someone by accident.
- you have to interrupt someone.
- you are late.
- you forgot something.
- you've kept someone waiting.
- you don't speak Xhosa well.

2 Match verb and noun to give the appropriate instruction

Use: (a) iifestile, (b) i-oyile namanzi, (c) ipetroli, (d) itanki and (e) amavili.

- Galela
- Sula
- Mpompa
- Khangela
- Zalisa

3 Give instructions and responses

- | | |
|-----------------------|-----------------------|
| (a) Come here. | OK, I'm coming. |
| (b) Stop! | OK, I'm stopping. |
| (c) Make the tea now. | OK, I'll make it now. |

4 Complete the dialogue between a petrol attendant and a customer

- | | |
|--------------------|--|
| Umthengisi-petroli | Molo nkosikazi. Ndingakunceda? |
| Umqhubi | _____ |
| Umthengisi-petroli | Ufuna eyiphi ipetroli? Uthatha u-95 okanye u-97? |
| Umqhubi | _____ |
| Umthengisi-petroli | Ndiyizalise qhu itanki? |
| Umqhubi | Hayi, _____ |
| Umthengisi-petroli | Kulungile. Ungandipha izitshixo (keys)? |
| Umqhubi | _____ |
| Umthengisi-petroli | Enkosi. Ndingakhangela i-oyile? |
| Umqhubi | Hayi, _____ |
| Umthengisi-petroli | Kulungile. Umoya ungakanani? |
| Umqhubi | _____ |
| Umthengisi-petroli | Amavili ngaphambili ahlile kakhulu. Ndiwampompe ngo-210. Ndisule neefestile? |
| Umqhubi | Ewe. _____ |
| Umthengisi-petroli | Hayi, amanzi alungile. Ndingqibile nkosikazi. |
| Umqhubi | _____ |
| Umthengisi-petroli | Enkosi. Hamba kakuhle. |

5 Complete the dialogue

Xoliswa and Val meet again. Complete their chat by filling in the missing subject concords:

- UVal Ndiyakhumbula, uthe uvela eCacadu. (a) __zalelwa khona?
 UXoliswa Hayi, (b) __zalelwa kuKomani, kodwa abazali bam
 (c) __fudukela eCacadu ndisemncinci. (d) __khulela
 khona.
 UVal Oo, ndiyabona.
 UXoliswa Wena (e) __zalelwa eKapa?
 UVal Ewe, (f) __zalelwa eFish Hoek, kodwa (g) __hlala
 eminye iminyaka eGoli. (h) __tshatile, Xoliswa?
 UXoliswa Ewe, (i) __sebenza erestyu, mna nomyeni wam.
 (j) __tshatile wena?
 UVal Hayi, andisatshatanga. Sahlukene.
 UXoliswa Torho! Unabantwana?
 UVal Ewe, (k) __neentombi ezimbini. Wena
 (l) __nabantwana?
 UXoliswa Ewe, (m) __nabantwana abathathu, oonyana ababini
 nentombi. Intombi (n) __sencinci.
 UVal (o) __funeka ndihambe ngoku. (p) __leyithi.
 (q) __mnandi ukuthetha nawe. Hamba kakuhle, wethu.
 UXoliswa Sobonana.

-fudukela	move to
torho!	shame!
ndisemncinci	while I was <u>still</u> young
andisatshatanga	I am <u>no longer</u> married
sahlukene	we are divorced (lit. we are separated from each other)

6 Wish someone

- A nice weekend in Grahamstown.
- A good holiday.
- Good luck (success) at work.
- Good luck for exams.
- Happy Christmas and a happy New Year.
- Listen to the songs on tape. Can you guess the special occasions on which they are sung?

Min' Emnandi Kuwe
 Min' emnandi kuwe,

Thina Sobabini Sovumelana
 Mna nawe,

Min' emnandi kuwe, Thina sobabini sovumelana
 Min' emnandi kuwe, Thandi, Sovumelana nawe
 Min' emnandi kuwe. Sovumelana
 -vumelana = be in harmony

7 Match the English sentence with the correct Xhosa sentence

- Please sit down (lit. perch) and make yourself comfortable.
 - Please repeat, I'm listening (lit. hearing).
 - Please come in and sit down.
 - Please talk, I'm listening.
 - Please help me here.
 - Please advise (me).
 - Please check oil and the battery.
 - Please give me your phone number.
 - Please wait a few minutes.
 - Please give me your address.
- Khawulinde nje imizuzu embalwa.
 - Khawundinike idilesi yakho.
 - Khawuphinde ndive.
 - Khawundinike inombolo yefowuni yakho.
 - Khawukhangele i-oyile nebhetri.
 - Khawuthethe ndive.
 - Khawungene uhlale phantsi.
 - Khawundincece apha.
 - Khawundicebise.
 - Khawuchophe apha ukhululeke.

8 The poet Soya Mama

How would you translate 'igama' in the context in which it is found in the notes on the poet Soya Mama whose poem *Imbalela* appears in Unit 6?

USoya Mama ulibone ilanga kwilali yaseNew Brighton eBhayi ngomhla we-11 kweyeNkanga ngonyaka we-1919. Uqale ukuyibonakalisa imibongo kwamanye amaphepha-ndaba. Emva koko wapapasha ingqokelela yemibongo phantsi kwegama elithi *AmaQunube*.

ilali (< Afrikaans 'laager')	settlement	imibongo	poems
-bonakalisa	make appear	ingqokelela	collection
-papasha	publish	amaphepha-ndaba	newspapers
		amaqunube (ama-)	berries

8 UThandi emsebenzini - 'Ndingugqirha Thamsanqa' Thandi at work - 'I am Dr Thamsanqa'

In this Unit you will learn how to:

- comfort / reassure by telling someone not to worry
- ask what is wrong with someone
- say what is wrong with you
- ask someone's age
- characterise pain

Incoko

A mother brings her small child who complains of a headache to the hospital.

UThandi Molo Nkosikazi. Molo mntwan 'am. Khaningene. Ndingugqirha Thamsanqa. Hlalani phantsi. Nasi isitulo. Ngubani igama lakho, Nkosikazi?

UMama NdinguNonceba Majola.

UThandi Wena, mntwan'am, ngubani igama lakho?

Umntwana NguLindiwe.

UThandi Hayi, sukulila mntwan'am. Ungazikhathazi! Andizi kukwenzakalisa! Nanku unopopi. Ufuna ukumphatha? Heke, Nkosikazi, ndixelele, nize kusibona ngantoni apha esibhedlele?

UMama Hayi, yile ntawazana, gqirha.

UThandi Itheni?

UMama Iphethwe yintloko, gqirha. Enye into iyakhohlela. Ikhohlela kakhulu.

UThandi Mingaphi iminyaka yakhe?

UMama Mihlanu, gqirha.

UThandi Uliphethe ikhadi leNdlela eya eMpilweni?

UMama Ewe, nali.

- UThandi Kulungile. Heke, sana lwam, ndibonise, intloko ibuhlungu phi kanye? Ungandikhombisa na apho ibuhlungu khona intloko?
- ULindiwe Ibuhlungu apha, gqirha.
- UThandi Ubuhlungu umqala?
- ULindiwe Hayi.
- UThandi Zibuhlungu iindlebe?
- ULindiwe Ewe.
- UThandi Uvuza ezindlebeni umntwana wakho, Nkosikazi?
- UMama Ewe, gqirha.
- UThandi Uqale nini ukugula umntwana wakho, Nkosikazi?
- UMama Lusuku lwesithathu olu.
- UThandi Ndixelele, ukhe wamnika into yokudambisa iintlungu?
- UMama Ewe, ndimnike iiPanado kodwa azincedi tu.
- UThandi Wakhe wenzakala entloko ngaphambili, umntwana lo?
- UMama Hayi, gqirha.
- UThandi Wakhe wagula kakhulu ngaphambili?
- UMama Hayi, gqirha.
- UThandi Ingaba unazo ezinye iingxaki, lo mntwana?
- UMama Ewe gqirha, akakucacelanga ukutya.
- UThandi Kulungile, Nkosikazi. Ngoku, ndifuna ukumxilonga. Khawumkhulule umlalise apha ebhedini.

Isigama

isitulo	chair	mihlanu	they are five
sukulila	don't cry	uliphethe	did you bring it
ungazikhathazi	don't worry	ikhadi	card
andizi kukwenzakalisa	I won't hurt you	Indlela eya	Road to Health
unopopi	doll	eMpilweni	
-phatha	hold	(u)sana lwam	my baby
nize	you have come	-buhlungu	sore, painful
kusibona	to see us	-khombisa	point
ngantoni?	about what?	apho ... khona	where
yile ntawazana	it is this little one	umqala	throat
litheni?	what is it?	-vuza	discharge
-phethwe yintloko	have a headache	iindlebe	ears
-khohlela	cough	-qala	begin
mingaphi iminyaka yakhe	how old is she?	ukhe	did you ever
	(lit. they are how many her years?)	wamnika	give her
		-dambisa	alleviate

iintlungu	pain	wakhe wagula?	was she ever ill?
azincedi <i>tu!</i>	they didn't help <i>at all!</i>	ezinye iingxaki	other problems
wakhe wenzakala	did she ever hurt (her) head?	-cacela ukutya	have interest in food
entloko?		akakucacelanga	she has no appetite
ngaphambili	before	-xilonga	examine
lo	this	-khulula	undress
		-lalisa	let someone lie down

How to ...

Reassure someone

Musa ukuzikhathaza, (andizi kukwenzakalisa).

Sukuzikhathaza, (andizi kukwenzakalisa).

Ungazikhathazi, (andizi kukwenzakalisa).

Ask what's wrong with someone

Unantoni na?

Uphethwe yintoni?

Ugula yintoni?

Ukhala ngantoni ke?

Say what is wrong with you

Ndiyakhohlela.

Andikucacelanga ukutya.

Ndiyabhitya (I'm getting thin).

Wonke umzimba wam ubuhlungu

Ndinentloko. (lit. I have a **head**) i.e.

Ndinentamo. (lit. I have a **neck**) i.e.

Ndinendlebe. (lit. I have an **ear**) i.e.

Ndinomqala. (lit. I have a **throat**) i.e.

Ndinomqolo. (lit. I have a **spine**) i.e.

Ndineliso. (lit. I have an **eye**) i.e.

Ndinamehlo. (lit. I have **eyes**) i.e.

Ndinezinyo. (lit. I have a **tooth**) i.e.

Ndinesisu. (lit. I have a **stomach**) i.e.

My whole **body** is sore.

I have a **headache**.

I have a sore **neck**.

I have a sore **ear**.

I have a sore **throat**.

I have a sore **back**.

I have a sore **eye**.

I have sore **eyes**.

I have **toothache**.

I have a sore **stomach**.

Ndinesifuba.	(lit. I have a chest) i.e.	I have chest pain.
Ndinengalo.	(lit. I have an arm) i.e.	I have a sore arm .
Ndinegxalaba.	(lit. I have a shoulder) i.e.	I have a sore shoulder .
Ndinomnwe.	(lit. I have a finger) i.e.	I have a sore finger .
Ndinesandla.	(lit. I have a hand) i.e.	I have a sore hand .
Ndinomlenze.	(lit. I have a leg) i.e.	I have a sore leg .
Ndinonyawo.	(lit. I have a foot) i.e.	I have a sore foot .
Ndinozwane.	(lit. I have a toe) i.e.	I have a sore toe .
Ndinengqiniba.	(lit. I have an elbow) i.e.	I have a sore elbow .

Some idiomatic expressions incorporating parts of the body

Unesibindi	He/she is brave	(lit. to be with a liver)
Unentliziyo	He/she is kind	(lit. to be with a heart)
Unolwimi	He/she is a gossiper	(lit. to be with a tongue)
Unesandla	He/she is skilful	(lit. to be with a hand)
Unomlomo	He/she is a big talker	(lit. to be with a mouth)
Uneminwe emide	He/she is a thief	(lit. to be with long fingers)
Unomqolo	He/she is reliable	(lit. to be with a spine)
Ndipheni iindlebe	Listen carefully	(lit. give me your ears)
Ndicela izandla	I need help	(lit. I ask for hands)
Isandla sihlamba esinye	help each other	(lit. one hand washes the other)

Ask how old someone is

Uneminyaka emingaphi (ubudala = age)?

Mingaphi iminyaka yakho?

Wazalwa nini?

Characterise pain

Kuyatshisa.

It is **burning**.

Kuyaluma.

It is **colicky**. (lit. it bites)

Kuyaqaqamba.

It is **throbbing**.

Kuyahlaba.

It is **stabbing**.

Song

Thula thul' thula bhabha

Hush hush hush baby

(originally a Zulu song)

Thula thu' thula bhabha,	Hush, hush, hush baby,
thula sana,	Hush baby,
Thul' umam' uzobuya	Hush mother will come back
ekuseni,	in the morning,
Thula thu' thula bhabha,	Hush, hush, hush,
thula sana,	Hush baby,
Uzodhul' entaben'	She will cross the mountain
emathafeni,	and hills,
Kukhw'inkanyezi ekhokhel'	There is a star that leads
ubaba	the father
Emkhanyisela indlel' eziy' ekhaya.	Lighting his path coming home.
Sobe sikhona xa bonke	It will be there when they all
betshoyo,	say so,
Bethi buyela ubuyel'	Saying return, return,
uzekhaya.	and come home.
Thula, thu', thula bhabha	Be quiet, be quiet, be quiet, baby
Ungakhali, thula sana,	Don't cry, be quiet, baby,
Thula, thu' thula, thul' mntwana.	Be quiet, be quiet, be quiet, child
Thula bhabha, thula sana.	Be quiet baby, be quiet baby.

How it works

1 Descriptives used as predicates

Relatives

The most commonly used relative stems are those conveying ideas of taste, degrees of warmth, heaviness, etc., and include the colours (cf. Unit 6.2):

Some opposites

easy	-lula	difficult	-nzima
light	-lula	heavy	-nzima
expensive	-dulu	cheap	-tshiphu
bitter	-krakra	sweet	-mnandi

blunt/rounded-	-ngqukuva	pointed	-tsolo
wide	-banzi	narrow	-mxinwa

Miscellaneous

better	-bhelele / -ngcono	dark	-mdaka
deep	-nzulu	hot	-shushu
innocent	-msulwa	lukewarm	-dikidiki
nice	-mnandi	painful	-buhlungu
sad	-lusizi	sharp	-bukhali

It is very easy to use relatives as predicates. Simply prefix the relevant subject concord to the relative stem:

Ndilusizi.	I am sorry. (lit. I sorry)
Ulusizi?	Are you sad?
Ibuhlungu intloko?	Is (your) head sore?

Adjectives

When adjectives are used as **predicates**, the adjectival concord **minus its initial vowel** is prefixed to the adjectival stem except in Class 9 nouns where the adjectival concord 'en-' > 'in-':

AC	AC minus initial vowel	
om-	Mhle umntwana.	The child <i>is</i> beautiful.
aba-	Bahle abantwana.	The children <i>are</i> beautiful.
om-	Mkhulu umsebenzi.	The task <i>is</i> huge.
emi-	Mikhulu imisebenzi.	The tasks <i>are</i> huge.
eli-	Libhe izulu.	The weather <i>is</i> beautiful.
ama-	Mahle amazinyo.	The teeth <i>are</i> beautiful.
esi-	Sincinci isandla.	The hand <i>is</i> small.
ezi-	Zincinci izandla.	The hands <i>are</i> small.
en-	Inkulu ipilisi.	The pill <i>is</i> big.
ezin-	Zinkulu ipilisi.	The pills <i>are</i> big.
olu-	Lukhulu usana.	The baby <i>is</i> big.
obu-	Bude ubusika.	The winter <i>is</i> long.
oku-	Kutsha ukutya.	The food <i>is</i> fresh.

Note: When adjectives are used predicatively the preferred word order seems to be adjective followed by noun.

With the 1st and 2nd persons singular and plural (I, we, you), the adjectival concords '-m-' and '-ba-' are placed between the subject concord and the adjectival stem:

Ndimdala.	I am old .	Umtsha	You are young .
Sibadala.	We are old .	Nibatsha.	You are young .

→ See Unit 15.5 for **negative** of adjectives and relatives.

In order to express 'still' with descriptives such as relatives and adjectives, '-se-' as opposed to '-sa-' (which is used with verbs) is placed between the subject and adjectival concords:

Usemtsha.	You are still young.
Luseluncinci usana.	The baby is still small.
Basebahle abafazi.	The women are still beautiful.
Ubisi luselutsha.	The milk is still fresh.

'-Se-' can also be used with other non-verbs:

Usesesibhedlele umntwana.	The child is still in hospital.
Usekhona ugqirha.	The doctor is still here.

In the **negative** '-se-' means '**no longer**':

Hayi, ugqirha akasekho.	No, the doctor is no longer there.
-------------------------	---

2 Equivalent of 'and' between verbs

In Unit 2.9, you learnt that **nouns** are connected by 'na-':

abazali nabantwana:	parents and children
---------------------	-----------------------------

However, when **two verbal forms** follow one another, the second verb ends in '-e' to indicate consequential action (sequential):

Mkhulule umlalise ebhedini.	Undress her and lie her down on the bed.
Iintlungu zifika zimke?	Does the pain come and go?

Note: *iintlungu* = physical pain(s) always in the plural form.

3 Equivalent of the English adverbs 'already', 'always', 'ever', 'never', 'nearly', 'usually'

These English adverbs are expressed in Xhosa by so-called **auxiliary** (helping) verbs:

'-khe' = 'ever'

Wakhe wenzakala intloko ngaphambili?	Did she ever hurt her head before?
Wakhe wagula kakhulu ngaphambili?	Was she ever very sick before?
Wakhe wambona ngaphambili?	Have you ever seen <i>him</i> before?

'-sele(-)', often shortened to '-sel / se-' = 'already'

Sekwanele!	It's all over! (lit. It's already enough)
------------	--

'-soloko' = 'always'

Intloko isoloko ibuhlungu?	Is your head always sore?
----------------------------	----------------------------------

'-zange' / '-khangе' = 'never'

Akazange wagula.	She has never been sick. (cf. Unit 7.4)
Andizange ndatsho.	I never said so.
Zange sabonana.	We've never met.
Khange atsho.	He never said so.
Khange ndikubone ixesha elide.	I haven't seen <i>you</i> for a long time.

'-soze' = 'shall' / 'will never'

Uxolo, andisoze ndiphinde.	Sorry, I'll never do it again.
Soze ndisele kwakhona.	I'll never drink (alcohol) again.

'-phantse' = 'nearly'

Yhu, ndiphantse ndawa!	Oops, I nearly fell!
------------------------	-----------------------------

'-dla ngoku-' = 'usually', 'frequently'

Udla ngokugula ebusika.	He/she is frequently ill in winter.
-------------------------	--

4 Different ways of saying 'why?'

When Thandi asked Mrs Majola **why** she had come to hospital she said: Nize kusibona ngantoni apha esibhedlele? (lit. You have come to see us **for what** here at the hospital?). Here are three of the several other ways of expressing '**why?**' in Xhosa:

'Kutheni'

Unlike other interrogatives **'kutheni'** introduces a question:

Kutheni ungandixelelanga?	Why didn't you tell me?
Kutheni ufunda isiXhosa?	Why are you learning Xhosa?

'-elani' / '-eleni' (lit. 'what for?')

Usifundelani isiXhosa?	Why <u>do</u> you learn Xhosa?
Usifundeleni isiXhosa?	Why <u>did</u> you learn Xhosa?

'ngo(ku)ba'

Ufunda isiXhosa ngoba ?	Why are you learning Xhosa?
--------------------------------	------------------------------------

5 Another interrogative: '-phi?' = 'which?'

You are already familiar with **'-phi?'** = **'where?'** which is prefixed by the subject concord:

Uphi umntwana?	Where (is) the child ?
Baphi abantwana?	Where (are) the children ?

However, **'-phi?'** can also mean **'which?'**:

Wuphi umntwana?	Which child ?
Baphi abantwana?	Which children ?

In the so-called **'strong'** classes, i.e. where the subject concord consists of a consonant and a vowel (ba-, li-, si-, zi-, lu-, bu-, ku-) **only tone distinguishes the two interrogatives:**

'where?' = high tone	'which?' = low tone
-----------------------------	----------------------------

Where the subject concord consists of a vowel only (in the so-called **'weak'** classes), **'w-'** or **'-y-'** is prefixed to the subject concord:

Uphi umandlalo?	Where is the bed ?
Wuphi umandlalo?	Which bed ?
Iphi imandlalo?	Where are the beds ?
Yiphi imandlalo?	Which beds ?
Aphi amayeza?	Where are the medicines ?
Waphi amayeza?	Which medicines ?
Iphi incwadi?	Where is the book ?
Yiphi incwadi?	Which book ?

Besides this **basic form** there is also a longer, more specific form (prefixing o- / a- / e-), with the meaning **'which particular'**. It seems to be preferred in everyday speech, possibly to distinguish between the meaning **'where?'** and **'which?'**:

Wuphi umntwana?	Which child ?
Qwuphi umntwana?	Which particular child ?
Baphi abantwana?	Which children ?
Abaphi abantwana?	Which children ?
Wuphi umandlalo?	Which bed ?
Qwuphi umandlalo?	Which bed ?
Yiphi imandlalo?	Which beds ?
Eyiphi imandlalo?	Which beds ?
Liphi ikhadi?	Which card ?
Eliphi ikhadi?	Which card ?
Waphi amayeza?	Which medicines ?
Awaphi amayeza?	Which medicines ?
Siphi isibhedlele?	Which hospital ?
Esiphi isibhedlele?	Which hospital ?
Ziphi izikolo?	Which schools ?
Eziphi izikolo?	Which schools ?
Yiphi ipilisi?	Which pill ?
Eyiphi ipilisi?	Which pill ?
Ziphi iincwadi?	Which books ?
Eziphi iincwadi?	Which books ?
Luphi usiba?	Which pen ?
Oluphi usiba?	Which pen ?
Kuphi ukutya?	Which food ?
Okuphi ukutya?	Which food ?

When **nga- / ku- / na-** are prefixed to this form it makes the **'string'** even longer.

Wazalwa ngowuphi unyaka?
Uya kwesiphi isibhedlele?
Ufuna ukuthetha nowuphi ugqirha?

How to apply it

1 Give the plurals

iliso	umlenze
indlebe	unyawo
ingalo	uzwane
isandla	izinyo
umnwe	idolo (knee)

2 Questions and responses

You meet a friend whose child has been ill. In order to complete the conversation, translate your questions and responses into Xhosa:

- (a) *How is your child? Is she still in hospital?*
Hayi, ubhetele kancinci, akasekho sibhedlele.
- (b) *I am sorry that she is only a little better, but I am glad that she is at home again.*
Ndikhathazeka kakhulu kuba akakucacelanga ukutya. Ubhityile.
- (c) *What did the doctor say?*
Undinike iyeza, kodwa ngelishwa alisebenzi.
- (d) *Let's hope she will soon be well again.*
Hayi, sithemba njalo.

3 Read the dialogue and answer the questions

- UZodwa Molo, Nomsa.
UNomsa Molo sisi. Uphila njani?
UZodwa Hayi, akukho nto. Wena?
UNomsa Awu, mna, andiphilanga.
UZodwa Awu, ukhangeleka ugula ngenene. Ugula yintoni?
UNomsa Ndineflu. Intloko ibuhlungu. Ndinefiva.
UZodwa Kufuneka ugoduke uphumle ebhedini. Ubuyile kugqirha?
UNomsa Ewe, undiphe amayeza. Ndiyathemba ukuba aza kusebenza ngokukhawuleza.
UZodwa Nam, ndithemba njalo. Ngubani oza kukugcina ekhaya?
UNomsa Usisi uza kundigcina.
UZodwa Kulungile. Ndiyathemba ukuba uza kuphila kamsinyane kwakhona. Hamba kakuhle.
UNomsa Enkosi. Kamnandi.

-buya	return	-gcina	look after
-------	--------	--------	------------

Which of the following Xhosa words can replace the 'xhosalised' English words:

- | | | |
|--------------------------|-------------|-------|
| (a) umkhuhlane | can replace | _____ |
| (b) ubushushu | can replace | _____ |
| (c) umandlalo (lit. mat) | can replace | _____ |
| (d) udadewethu | can replace | _____ |

4 Read the dialogue

- UNokhaya Hi Xoliswa.
UXoliswa Molo wethu. Ndiyakubona uphilile, Nokhaya. Banjani ekhaya?
UNokhaya Oo, umama yena akaphilanga *tu*.
UXoliswa Kwenzekeni?
UNokhaya Uwile ebasihla iziteps. Ugqirha umthumele esibhedlele kwangoko.
UXoliswa Oo, nkosi yam! Ndilusizi kakhulu.
UNokhaya Ewe, waphuka umlenze, usesibhedlele ndithetha nje (as I speak).
UXoliswa Ndiyathemba ukuba uza kuchacha ngokukhawuleza. Khawundibulisele kumama wakho.
UXoliswa Enkosi. Hamba kakuhle.

-wa	fall	-aphuka	break
ebasihla	going down	-chacha	recover
iziteps	steps	-khawundibulisele	please greet from me
-thumela	send to		

Imagine you are visiting Nokhaya's mother in hospital. How would you:

- (a) greet her (you are younger)?
(b) ask her how she is today?
(c) say you are sorry that she is in hospital and ill?
(d) ask whether you can help her with something?
(e) ask whether she is in pain?
(f) wish her a speedy recovery?
(g) say goodbye?

5 Match the following appropriately

Use these phrases: (a) isifuba sibuhlungu phi kanye?, (b) kuba utya kancinci gqitha, (c) ulale apha ebhedini, (d) xa ukhohlela?, (e) andazi kukwenzakalisa and (f) nasi isitulo.

- | | |
|------------------------------|----------------------|
| 1 Hlala phantsi | 4 Khawukhulule |
| 2 Isifuba sibuhlungu kakhulu | 5 Ndicela undibonise |
| 3 Wena uyabhitya | 6 Ungazikhathazi |

6 Put the sentences in the right sequence

- Lifuna ukubona ugqirha kuba linesisu.
- Emva koko uthi: Nanzi iipilisi. Zitye kathathu ngemimi emva kokutya.
- Ixhegokazi elithile liya ekiniki.
- Isisu sibuhlungu kakhulu.
- Heke gqirha, Ndiza kuzitya iipilisi, kodwa ngubani oza kundinika ukutya?
- Ugqirha uyalixilonga.

kathathu	three times	-thile	certain
emva kokutya	after meals (lit. after eating / food)	ukutya iipilisi	take pills
ixhegokazi	old woman		

7 Say

- He is brave.
- She is very kind.
- They are very reliable.
- He is a big talker.
- She is very skilful.

8 Give the literal meaning for the idiomatic expressions

- Unesandla esibandayo
(He/she is stingy.) _____
- Unesandla esishushu
(He/she is generous.) _____
- Unika ngentliziyo entle
(He/she gives gladly.) _____

- Unentliziyo emhlophe
(He/she has a kind heart.) _____
- Unamadolo anzima?
(Are you exhausted?) _____

9 Translate the following

- Intliziyo yam ibuhlungu. _____
- Unentliziyo emdaka/emnyama. _____
- Unentliziyo emsulwa. _____

10 Complete the questions

- Wena, uthetha ___phi ulwimi ekhaya?
- Ufunde ___phi iilwimi esikolweni?
- Ufunde n___nye iilwimi eyunivesithi okanye kw___nye ilizwe?
- Ukhetha ukuthetha ___phi ulwimi?
- Ndixelele, wazalwa ng___phi unyaka?
- Wazalwa ng___phi inyanga?
- Wazalwa ng___phi imini?
- Wazalelwa kw___phi ilizwe?
- Wazalelwa kw___phi idolophu?
- Ufunde kw___phi isikolo?
- Waphuma kw___phi ibanga (standard)?
- Ufunde kw___phi iyunivesithi?

9 | UPeter emsebenzini eKirstenbosch

Peter at work at Kirstenbosch

In this Unit you will learn how to:

- introduce someone you work with
- point or single out
- say what a place is famous for
- encourage environmentally friendly practices
- request that appropriate etiquette be observed in public places
- say what the best is

6, Incoko

Peter introduces his colleague Phumla Bongela to a group of school children who will tell them about two vital projects that Kirstenbosch is involved in.

UPeter Molweni bafundi. Namkelekile *eKirstenbosch!* Igama lam nguPeter Murray. Lo nguNkosikazi Phumla Bongela, endisebenza naye. Sobabini siziingcaphephe zezityalo apha *eKirstenbosch*.

UNkosikazi Bongela uza kunixelela ngeegadi ezinolondolozo-manzi ne*Outreach Gardening Project*. Le nkqubo yaqalwa ukuze sincede izikolo ukuseka iigadi ezifanelekileyo.

Kodwa kuqala ndiza kuthi *gqaba-gqaba* nge*Kirstenbosch*. UNkosikazi Bongela uza kunika umfundi ngamnye imaphu yase*Kirstenbosch*. Le gadi idume kulo lonke ihlabathi ngobuhle. Yasekwa ngo-1913. Ithandeka kakhulu ngenxa yenkitha yezityalo zaseMzantsi Afrika.

Jongani nje lo mfanekiso othathwe e*Chelsea Flower Show* yaseLondon apho i*Kirstenbosch* yazuza izidanga ezininzi khona iminyaka ngeminyaka.



Isigama

endisebenza naye	with whom I work	idume kulo lonke	it is famous all
sobabini	both of us	ihlabathi	over the world
iigadi	gardens	ubuhle	beauty
ezinolondolozo-manzi	which save water	yasekwa	it was established
le nkqubo	this project	-thandeka	be popular
yaqalwa	was started	inkitha yezityalo	collection of plants
ukuseka	to establish	jongani nje	just look at
ezifanelekileyo	suitable	lo mfanekiso	this picture
kuqala	firstly	othathwe	which was taken
<i>gqaba-gqaba</i>	a bit about (lit. here and there)	yazuza	it won
		izidanga	medals
umfundi ngamnye	each pupil	iminyaka	year(s) after
imaphu	map	ngeminyaka	year(s)



Flower muti: Traditional healer, Elliott Ndlovu, from the Drakensberg foothills, brought a little magic to London's world-famous Chelsea Flower Show this week. South Africa's Syfrets-Kirstenbosch exhibit depicted a botanical representation of the R6-million conservatory at Kirstenbosch as well as a traditional healer's hut, with Ndlovu in his traditional attire (which impressed the Queen). The stand won a silver gilt medal for its efforts – its 22nd medal in its 22 years at the show.

Iindlela ezintandathu zokulondoloza amanzi

1

Tyala izityalo ezingafuni manzi maninzi

(Plant plants which do not require a lot of water)

2

Wulungise umhlaba ngokufaka isivundiso ukuze ukwazi ukuwagcina amanzi

(Prepare the soil by putting in compost so that it is able to retain water)

3

Wugqume umhlaba phakathi kwezityalo ngezinto ezigcina ukufuma emhlabeni – umzekelo umgquba

(Cover the soil between plants with material that will keep the moisture in the soil – for example, compost)

4

Zahlule izityalo ngokweemfuno zazo zamanzi

(Group plants according to their watering needs)

5

Yityale ingca kuphela apho kuyimfuneko khona

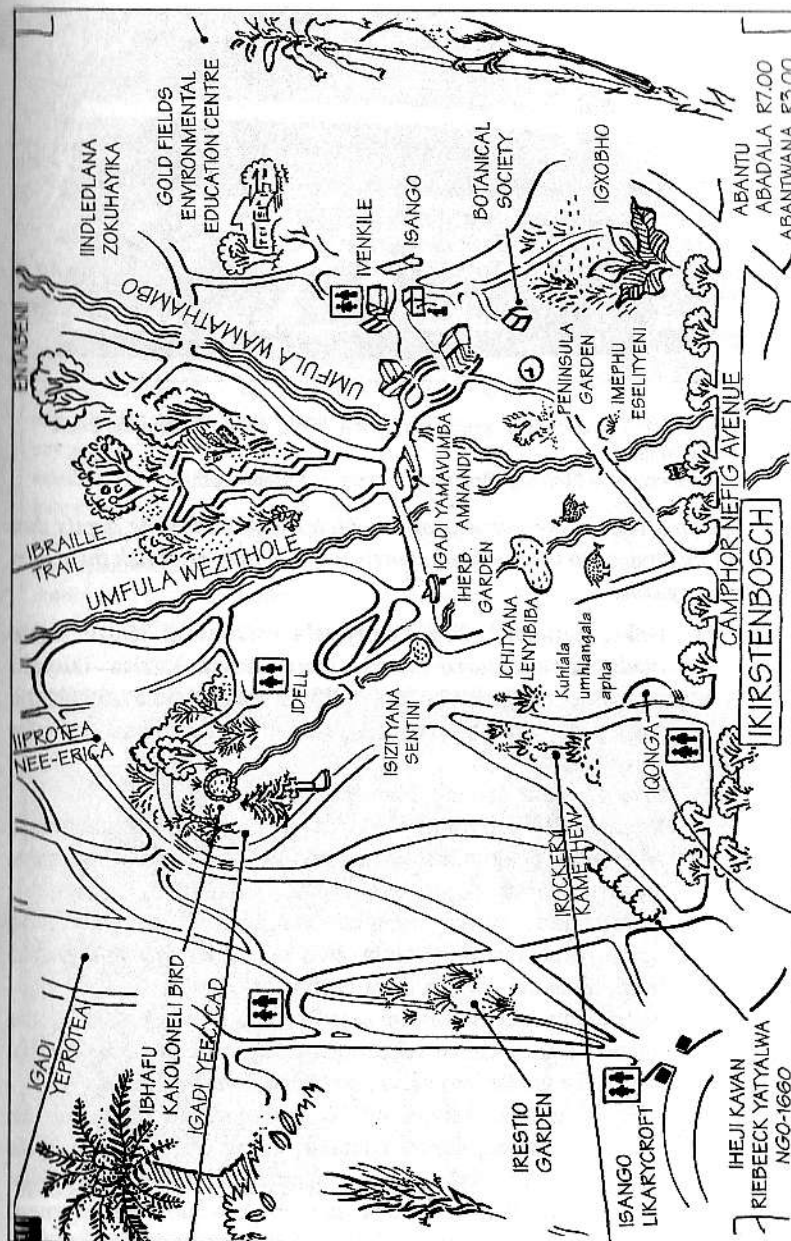
(Plant grass only where needed)

6

Nkcenkceshela ngokufanelekileyo kunjalo nje xa kuyimfuneko

(Water appropriately according to need only)

Phumla gives each pupil a map of Kirstenbosch and takes them on the tour of the gardens starting with the waterwise garden. She asks them to read the information boards that explain how to establish an environmentally friendly waterwise garden.





The Kirstenbosch Outreach Bus sponsored by the Anglo-American and De Beers Chairman's Fund.

(Photographs courtesy National Botanical Gardens, Kirstenbosch)

They go on a tour of the gardens after which Phumla tells the pupils that she will be coming to their school shortly to help them establish their own waterwise garden.

UPhumla Heke, bafundi, ndiza kunityelela esikolweni ukuze siqale igadi enolondolozo-manzi. Mna, ndiza kuzisa izityalo nezixhobo zegadi, kodwa ndifuna ukuba nina nithabathe inxaxheba kulo msebenzi ngokuzama ukulungisa umhlaba esikolweni.

Abafundi Siyenza njani, loo nto, Nkosikazi?

UPhumla Eyona ndlela ilungileyo kukuqala ngokwenza umgquba. Ningaqala ngokuqokelela inkunkuma yekhitshi. Umzekelo, amaxolo emifuno, amaqokobhe amaqanda, amagqabi, amathambo kunye nengca esikiweyo neentyatyambo ezifileyo neentsiba nothuthu lweenkuni. Kodwa ningazifaki iitoti, iiplastiki okanye amaphepha.

Ndiza kutyeelela esikolweni senu kwiveki ezayo. Siza kukhetha indawo efanelekileyo senze umgquba kuyo. De kube ngoko, ningafaka yonke into eniyiqokeleleyo kwezi ngxowa.

Heke, bafundi, ndiyanibulela ngokumamela ngenyameko engaka. Nibe nepikiniki emnandi ke ngoku, kodwa ndicela niyigcine icocekile igadi. Ningalibali ukuchola onke amaphepha phambi kokuba nihambe niwafake emigqomeni yenkunkuma. Hambani kakuhle. Sobonana kwiveki ezayo.

Isigama

-zisa	bring	-faka	put in
izixhobo zegadi	garden implements	iitoti	tins
thabatha inxaxheba	take part	amaphepha	papers
kulo msebenzi	in this work	kuyo	in it
-lungisa	prepare	de kube ngoko	until then
umhlaba	soil	ezi ngxowa	these bags
eyona ndlela	the best way	eniyiqokeleleyo	which you've collected
ilungileyo			
umgquba	compost	-mamela	listen
qokelela	collect	ngenyameko	with such attention
inkunkuma	waste, garbage	engaka	attention
amaxolo emifuno	vegetable peels	nibe nepikiniki	have a nice picnic
amaqokobhe amaqanda	egg shells	emnandi	picnic
amagqabi	leaves	-gcina	keep
amathambo	bones	-cocekile	clean
kunye na-	together with	-chola	pick up
ingca esikiweyo	grass cuttings	phambi kokuba	before
iintyatyambo ezifileyo	dead flowers	nihambe	you leave
iintsiba	feathers	imigqomo	rubbish
uthuthu lweenkuni	ash (of wood)	yenkunkuma	bins



A traditional healer or herbalist – (ixhwele)

Examples of indigenous plants with medicinal properties used in traditional practice

isicakathi

agapanthus

Used in ante-natal and post-natal medicine

umhlonyane

African wormwood

One of the most widely used traditional medicines in South Africa. Used for treating coughs, colds and influenza, fever, loss of appetite, colic, headache, earache, malaria and intestinal worms

incwadi

bushman poison bulb

Used as dressing after circumcision and for treating boils and septic wounds, to treat corns, warts, earache and toothache

ubuvuma

winter cherry

Mainly used for wound healing, abscesses, haemorrhoids and rheumatism

umhlaba

bitter aloe

Used as a laxative but also for arthritis, eczema, conjunctivitis, hypertension and stress

imphewula

pig's ear

Another plant widely used to treat corns, warts, earache and toothache

impepho

everlastings

Used for wound dressings, coughs, colds, fever, infections, headache and menstrual pain

umhlabavuthwa

thornapple

Used prolifically to relieve asthma and reduce pain

How to ...

Introduce someone you work with

Lo nguNkosikazi _____ / Lo nguMnumzana _____
endisebenza naye. / Sisebenza kunye.

Ndingakwazisa uNkosikazi _____ / Mnumzana _____
endisebenza naye.

Mandikwazise uNkosikazi _____ / Mnumzana _____
endisebenza naye.

Ndingathanda udibane noNkosikazi _____ noMnumzana _____
endisebenza nabo.

Point out / single out

Lo nguNkosikazi Bongela.

Le nkqubo yaqalwa ukuze sancede izikolo.

Le gadi idume kulo lonke ihlabathi.

Lo mfanekiso wathathwa eChelsea Flower Show yaseLondon.

Say what a place is renowned for

Le gadi idume ngobuhle.

Le gadi idume ngenxa yenkitha yezityalo enazo.

Le gadi idume ngemiboniso yezityalo.

Encourage environmentally friendly practices

Tyala izityalo ezingafuni manzi maninzi.

Wulungise umhlaba ngokufaka isivundiso ukuze ukwazi ukuwagcina amanzi.

Wugqume umhlaba phakathi kwezityalo ngezinto ezigcina ukufuma emhlabeni.

Zahlule izityalo ngokufuna kwazo amanzi.

Yityale ingca kuphela apho kuyimfuneko khona.

Nkcenkceshela ngokufanelekileyo kunjalo nje xa kuyimfuneko.

Wenze umgquba ngokuqokelela inkunkuma ekhitshini.

Say what the best is

Eyona ndlela ilungileyo ...

Eyona ndawo ilungileyo ...

Eyona xesha lilungileyo ...

Request that appropriate etiquette is observed in a public place

Ndicela nicine igadi iccekile.

Ningalibali ukuchola onke amaphepha phambi kokuba nihambe niwafake emigqomeni yenkunkuma.



How it works

1 Possessives of Class 1a

In Unit 5.2, you learnt that **possessive relationship** in Xhosa is expressed by means of a **possessive concord** (equivalent to English 's or of) for Classes 1–15, e.g.:

umsebenzi wengcaphephe yezityalo
(< *umsebenzi wa-* + *ingcaphephe*)

However, with nouns of **Class 1a**, i.e. proper names and kinship terms, relationships, 'ka-' is used:

umsebenzi kaPeter Peter's job

If you look at the map of Kirstenbosch in this Unit you will find the following examples:

/BHAFU KAKOLONELI BIRD (Colonel Bird's bath)

/HEJI KAVAN RIEBEECK (van Riebeeck's hedge)

'bhafu' and 'iheji' (possesseees) are Class 9 nouns. Like nouns of Classes 1, 3, 4 and 6 (*um-*, *imi-*, *ama-*) they are **weak class nouns**.

However, when the noun possessed belongs to a strong class, its subject concord is prefixed to 'ka-'. You will also see an example of this construction on the map:

ISANGO LIKARYCROFT (Rycroft's entrance/gate)

'Isango' is a strong Class 5 noun.

2 The equivalent of English 'each'

This is formed by 'nga-' + *adjectival concord** + '-nye' (one):

<i>umfundi ngamnye</i>	each student
<i>umthi ngamnye</i>	each tree
<i>isityalo ngasinye</i>	each plant
<i>intyatyambo nganye</i>	each flower
<i>uludwe ngalunye</i>	each list
<i>ubusika ngabunye</i>	each winter

→ *cf. Unit 8.1.

3 Emphatic pronouns referring to the 3rd person

You are already familiar with the **emphatic pronouns** referring to the 1st and 2nd persons, i.e., 'mna,' 'thina,' 'wena,' 'nina', (→ Unit 3.2).

The pronouns for the **3rd person** (Classes 1-15) usually follow the noun they emphasise:

<i>uPeter</i>	<i>yena</i>	Peter , as for him
<i>abafundi</i>	<i>bona</i>	the pupils , as for them
<i>umsebenzi</i>	<i>wona</i>	the job , as for it
<i>imisebenzi</i>	<i>yona</i>	the jobs , as for them,
<i>igqwetha</i>	<i>lona</i>	the lawyer , as for him / her
<i>amagqwetha</i>	<i>wona</i>	the lawyers , as for them
<i>isithethi</i>	<i>sona</i>	the speaker , as for him / her
<i>izithethi</i>	<i>zona</i>	the speakers , as for them
<i>intatheli</i>	<i>yona</i>	the journalist , as for him / her
<i>iintatheli</i>	<i>zona</i>	the journalists , as for them
<i>undwendwe</i>	<i>lona</i>	the guest , as for him / her
<i>iindwendwe</i>	<i>zona</i>	the guests , as for them
<i>ubusika</i>	<i>bona</i>	winter , as for it,
<i>ukutya</i>	<i>kona</i>	the food , as for it

When the **emphatic pronoun** is used with 'na-'= 'have' / 'with', the shortened form (i.e. without '-na') is used:

<i>Unaye umncedisi?</i>		Do you have an assistant?
<i>Ewe, ndinaye.</i>		Yes, I have one.
<i>Hayi, andinaye.</i>		No, I don't have one.
<i>Unabo abancedisi?</i>	<i>Ewe, ndinabo.</i>	<i>Hayi, andinabo.</i>
<i>Unawo umhlakulo?</i>	<i>Ewe, ndinawo.</i>	<i>Hayi, andinawo.</i>
<i>Unayo imihlakulo?</i>	<i>Ewe, ndinayo.</i>	<i>Hayi, andinayo.</i>
<i>Unalo ixesha?</i>	<i>Ewe, ndinalo.</i>	<i>Hayi, andinalo.</i>
<i>Unawo amanzi?</i>	<i>Ewe, ndinawo.</i>	<i>Hayi, andinawo.</i>
<i>Unaso isityalo?</i>	<i>Ewe, ndinaso.</i>	<i>Hayi, andinaso.</i>
<i>Unazo izityalo?</i>	<i>Ewe, ndinazo.</i>	<i>Hayi, andinazo.</i>
<i>Unayo igadi?</i>	<i>Ewe, ndinayo.</i>	<i>Hayi, andinayo.</i>
<i>Unazo iintyatyambo?</i>	<i>Ewe, ndinazo.</i>	<i>Hayi, andinazo.</i>
<i>Unalo uludwe? (list)</i>	<i>Ewe, ndinalo.</i>	<i>Hayi, andinalo.</i>
<i>Unako ukutya?</i>	<i>Ewe, ndinako.</i>	<i>Hayi, andinako.</i>

The **emphatic pronoun** can also be used with prepositions 'ku-' / 'nga-'

Kulungile kuwe? Ewe, kulungile kum. Ndixelele ngawe.
Kukuwe! (It is up to you!)

4 Superlative pronouns + '-lungileyo' = 'the best'

Superlative pronouns are formed by prefixing the relative elements 'o-', 'e-', or 'a-' (cf. Unit 6.2) to the emphatic pronoun:

<i>oyena</i>	<i>mntu</i>	<i>ulungileyo</i>	the best person
<i>abona</i>	<i>bantu</i>	<i>balungileyo</i>	the best people
<i>owona</i>	<i>mthi</i>	<i>ulungileyo</i>	the best tree
<i>eyona</i>	<i>mithi</i>	<i>ilungileyo</i>	the best trees
<i>elona</i>	<i>xesha</i>	<i>lilungileyo</i>	the best time
<i>awona</i>	<i>manzi</i>	<i>alungileyo</i>	the best water
<i>esona</i>	<i>sityalo</i>	<i>silungileyo</i>	the best plant
<i>ezona</i>	<i>zityalo</i>	<i>zilungileyo</i>	the best plants
<i>eyona</i>	<i>nto / ndawo</i>	<i>ilungileyo</i>	the best thing / place
<i>ezona</i>	<i>ntyatyambo</i>	<i>zilungileyo</i>	the best flowers
<i>okona</i>	<i>kutya</i>	<i>kulungileyo</i>	the best food

Superlative pronouns can be used with any descriptive to form the equivalent of the **English superlative**:

<i>eyona ndlela ilula</i>	the easiest way
<i>owona mbuzo unzima</i>	the most difficult question

Note: The omission of the initial vowel of the noun after a superlative (and a demonstrative) results in a change of the concord of descriptives (adjectives and relatives):

<i>Ungumntu olungileyo.</i>	He / she is a good person.
<i>Oyena mntu ulungileyo</i>	The very best person

This principle also applies with **demonstratives**.

<i>Yigadi entle!</i>	<i>It is</i> a beautiful garden!
<i>Le gadi intle iseKapa.</i>	<i>This beautiful</i> garden is in Cape Town.

To express 'it is / they are' before a **superlative**, prefix the copulative (cf. Unit 4.1):

<i>liCycad zezona zityalo zidala egadini yeKirstenbosch.</i>	Cycads are the oldest plants in Kirstenbosch gardens.
--	---

5 Demonstratives

As is the case in English, when pointing out people or objects, there are **three sets of demonstratives** in Xhosa corresponding to 'this' / 'these'; 'that' / 'those'; 'that over there' / 'those over there'.

Nouns preceded by a **demonstrative** lose their **initial vowel**:

Ngubani <i>lo mntu</i> ?	Who is <i>this</i> person?
Ngubani <i>loo mntu</i> ?	Who is <i>that</i> person?
Ngubani <i>laa mntu</i> ?	Who is <i>that person over there</i> ?

As usual, each noun class has its corresponding form. It is interesting to note that the form of the **1st set of demonstratives** 'this' / 'these' corresponds to the relative concords in the 'strong' classes (cf. Unit 6.2) with 'I' added in the 'weak' classes.

1st set of demonstratives

'Weak' classes

<i>lo</i>	<i>mntu</i>	<i>this</i> person
<i>lo</i>	<i>mthi</i>	<i>this</i> tree
<i>le</i>	<i>mithi</i>	<i>these</i> trees
<i>la</i>	<i>magqabi</i>	<i>these</i> leaves
<i>le</i>	<i>nto</i>	<i>this</i> thing

'Strong' classes

<i>aba</i>	<i>bantu</i>	<i>these</i> people
<i>eli</i>	<i>sango</i>	<i>this</i> gate
<i>esi</i>	<i>sityalo</i>	<i>this</i> plant
<i>ezi</i>	<i>zityalo</i>	<i>these</i> plants
<i>ezi</i>	<i>zinto</i>	<i>these</i> things
<i>olu</i>	<i>londolozo-manzi</i>	<i>this</i> water conservation
<i>obu</i>	<i>butyebi</i>	<i>this</i> resource
<i>oku</i>	<i>kulondolozamanzi</i>	<i>this</i> saving (of) water

These **demonstratives** can be used **before** the noun, e.g.

Le gadi idumile (initial vowel of the noun omitted);
after the noun for **emphasis**, e.g. *Idumile igadi le* (initial vowel of the noun retained);

without a noun, e.g. *Le idumile*.

2nd set of demonstratives

'Weak' classes

	<i>mntu</i>	<i>that</i> person
	<i>mthi</i>	<i>that</i> tree
<i>loo</i>	<i>mithi</i>	<i>those</i> trees
	<i>manzi</i>	<i>that</i> water
	<i>nto</i>	<i>that</i> thing

Note: The full forms of the demonstratives of these nouns are *lowo* (Classes 1 and 3); *leyo* (Classes 4 and 9) and *lawo* (Class 6). They are normally used **after the noun** for emphasis:

Yinto enomdla *leyo* It is an interesting thing *that*

'Strong' classes

<i>abo</i>	<i>bantu</i>	<i>those</i> people
<i>elo</i>	<i>xesha</i>	<i>that</i> time
<i>eso</i>	<i>sityalo</i>	<i>that</i> plant
<i>ezo</i>	<i>zityalo</i>	<i>those</i> plants
<i>ezo</i>	<i>zinto</i>	<i>those</i> things
<i>olo</i>	<i>hlobo</i>	<i>that</i> way
<i>obo</i>	<i>butyebi</i>	<i>that</i> resource
<i>oko</i>	<i>kutya</i>	<i>that</i> food

(cf. *Apho* = there)

3rd set of demonstratives

'Weak' classes

	<i>mntu</i>	<i>that</i> person <i>over there</i>
	<i>mthi</i>	<i>that</i> tree <i>over there</i>
<i>laa</i>	<i>mithi</i>	<i>those</i> trees <i>over there</i>
	<i>maphepha</i>	<i>those</i> papers <i>over there</i>
	<i>ndawo</i>	<i>that</i> place <i>over there</i>

Note: As is the case with the 2nd set of demonstratives in the weak classes, there is a full form: *lowa* (Classes 1 and 3); *leya* (Classes 4 and 9) and *lawa* (Class 6). Like those of the 2nd set they are normally used **after the noun** for emphasis.

'Strong' classes

<i>abaa</i>	<i>bantu</i>	<i>those</i> people <i>over there</i>
<i>elaa</i>	<i>sango</i>	<i>that</i> gate <i>over there</i>

<i>esaa</i>	<i>sityalo</i>	<i>that plant over there</i>
<i>ezaa</i>	<i>zityalo</i>	<i>those plants over there</i>
<i>ezaa</i>	<i>zinto</i>	<i>those things over there</i>
<i>olaa</i>	<i>ludwe</i>	<i>that list over there</i>
<i>obaa</i>	<i>busi</i>	<i>that honey over there</i>
<i>okwaa</i>	<i>kutya</i>	<i>that food over there</i>

Note: The strong classes of the 3rd position also have full forms: *abaya* (Class 2), *eliya* (Class 5), *esiya* (Class 7), *eziya* (Classes 8 and 10), *oluya* (Class 11), *obuya* (Class 14) and *okuya* (Class 15). (Cf. 'phaya' = over there).

6 Another conjunction – 'ukuze' 'in order to'

'Ukuze' is a **conjunction** that must be followed by a verb ending in *-e* (subjunctive) (cf. **Unit 4.5** and **Unit 8.2**):

Le nkqubo yaqalwa ukuze	This project was started to help
sancedise izikolo ukuseka iigadi.	the schools establish gardens.
Qokelela inkunkuma yekhitshi	Collect kitchen waste
ukuze wenze umgquba.	to make compost.

As you can see from the translations, Xhosa uses this construction where English simply uses the infinitive. However, it is interesting to note that now and again one comes across examples where the infinitive is used where one would expect the subjunctive:

'Kubaluleke kakhulu **ukuncenkceshela** ngendlela efanelekileyo.'

It is very important **to water** in an appropriate manner.

This sentence is taken from Iigadi Ezinolondolozo-manzi ('Waterwise Gardening'), a brochure published by the Department of Water Affairs, Pretoria.

The brochure and others can be obtained, free of charge, from Kirstenbosch, where you will also have many opportunities to test your knowledge of Xhosa by trying to read the plant information boards.



How to apply it

1 Complete the questions by filling in the appropriate link

- Iphi i-ofisi _____ Nkosikazi Bongela?
- Liphi isango _____ Rycroft?
- Abafundi _____ Peter bafika nini?
- Umsebenzi _____ Peter unomdla na?
- Inkqubo _____ Phumla inempumelelo (success) na?

2 Give the literal translation of this idiomatic expression used to express 'hoping in vain'

Kukuza kukaNxele _____


Nxele, a Xhosa chief, is considered to be South Africa's first 'freedom fighter'. His attempt to destroy the new settlement of Grahamstown in 1819 led to his imprisonment on **Robben Island**. In 1820, when trying to escape he drowned but many of his followers did not believe that he was dead and waited in vain for his return.

3 Reading and understanding

Here is some information about *Abalimi Bezekhaya*, a community-based greening and food gardening project. Consult the Xhosa-English vocabulary list for help in understanding this extract.

Abalimi Bezekhaya yisenta yegadi yabantu. Lo mbutho wasekwa ngo-1982. Injongo yawo (its) kukwazisa, ukunceda nokucebisa abantu ngezinto zonke malunga nokulima – indlela yokulima imifuno, indlela yokutyala imithi nemithana ngokufanelekileyo. Abantu baseCape Flats banokuthenga zonke izinto zegadi ngexabiso eliphantsi kakhulu kulo mbutho.

Umzekelo _____, _____, _____, _____ . Ungabona impumelelo yomsebenzi lo ezigadini ezininzi.



4 Ask where each garden implement is and answer appropriately

IZIXHOBO ZEGADI:

ingobozi (iin-)	basket	isikere sokuthena	pruning shears
isarha	saw	ithumbu lamanzi	hose
iharika / ireki	rake	ikani yokunkcencheshela	watering can
ifolokhwe	fork	umhlakulo	spade
igaba	hoe	ikiriva	wheelbarrow
imbiza (iim-)	pot	i-emele	bucket
ipeki	pick	umatshini wokuceba ingca	lawn mower

Uphi umtya?

Where's the string?

(a) ___phi umhlakulo?

(b) ___phi iimbiza?

(c) ___phi ikiriva?

(d) ___phi ithumbu lamanzi?

(e) ___phi isikere sokuthena?

(f) ___phi i-emele?

(g) ___phi igaba?

(h) ___phi iharika?

(i) ___phi ifolokhwe?

(j) ___phi umatshini

wokuceba ingca?

Unawo?

Do you have it?

Una ___?

Una ___?

Una ___?

Una ___?

Una ___?

Una ___?

Una ___?

Una ___?

Una ___?

Una ___?

Ewe, nangu!

Yes, here it is!

Ewe, _____

Ewe, _____

Ewe, _____

Ewe, _____

Ewe, _____

Ewe, _____

Ewe, _____

Ewe, _____

Ewe, _____

Ewe, _____

5 Match the instructions

Use the following phrases: (a) amanzi, (b) inkunkuma yekhitshi, (c) ingca, (d) umhlaba ngezinto ezigcina ukufuma emhlabeni, (e) inkunkuma kwimigqomo yenkunkuma, (f) umhlaba, (g) umthi and (h) amagqabi.

1 Lungisa

2 Tyala

3 Gquma

4 Cheba

5 Harika

6 Londoloza

7 Qokelela

8 Faka

6 Complete the instructions

Fill in the missing demonstratives to complete the instructions:

(a) Beka (these things) _____ emgqubeni.

(b) Landa (fetch) (that wheelbarrow) _____.

(c) Tyala (these trees) _____ elangeni.

(d) Tyala (those trees) _____ emthunzini.

(e) Nkcnkeshela (those seedlings (izithole) over there) _____.

(f) Cheba (that hedge over there) _____.

7 Complete the questions

Fill in the missing demonstratives to complete questions which you might ask when walking through Kirstenbosch:

(a) Ibizwa (called) njani _____ ntyatyambo?

(b) Ubizwa njani _____ mthi?

(c) Ubizwa njani _____ mthana (shrub)?

(d) Ibizwa njani _____ heji?

(e) Sibizwa njani _____ sityalo?

(f) Ubizwa njani _____ mfula (stream)?

(g) Ibizwa njani _____ ntaka (bird)?

(h) Ibizwa njani _____ ndlela?

8 Complete the information

(a) _____ ntyatyambo idumileyo yaseMzantsi Afrika yiProtea.

(b) _____ heji indala yaseKapa yatyalwa nguvan Riebeck ngo-1660.

(c) IKirstenbosch _____ gadi idumileyo yaseMzantsi Afrika.

(d) _____ ndawo ilungileyo le yokwenza ipikiniki.

(e) Intlakohlaza _____ xesha lilungileyo lokutyelela iKirstenbosch.

(f) Ndiza kunicacisela _____ ndlela ilungileyo yokulondoloza amanzi.

9 Use the correct verb forms

Phumla goes to a school to show the pupils how to make compost and how to water in a waterwise way. Complete the information she gives them by filling in the correct verb forms. Consult the Xhosa-English vocabulary for verbs you have not yet come across:

Heke, bafundi ndiyabona ukuba (a) beni _____ (have been collecting) izinto ezininzi ukuze siqale ukwenza umgquba! Masiwenzeni ke! Kuqala (b) _____ (separate) umhlaba ngefolokhwe. (c) _____ (Put) uhlaza nokutya okudala nje emgqubeni. Kufuneka ezi zinto (d) zi _____ (decay). Ukuba (e) nizi _____ (keep) zifumile, uza kubola ngokukhawuleza umgquba. Ukubola kuza (f) ku _____ (take) malunga neeveki ezintandathu. Kufuneka (g) niwu _____ (water) kakuhle rhoqo.

Ngoku ndifuna ukunibonisa indlela efanelekileyo yokutyala imbewu. Nantsi imbewu yemifuno. (h) Masiyi _____ (plant). Nanzi iibhokisi ezincinci. (i) Zi _____ (fill) ngalo mhlaba. (j) Yi _____ (plant) imbewu ezibhokisini ngolu hlobo (in this way). (k) Zi _____ (keep) iibhokisi ngaphandle okanye izityalo ziza kuba buthakathaka (weak) (l) zi _____ (die). Ngoku ndifuna ukunibonisa indlela yokuncenkceshela izityalo ngokufanelekileyo.

(m) _____ (Remember) bafundi, amanzi (n) _____ (scarce) kakhulu eMzantsi Afrika. Kufuneka sonke sisoloko (o) si _____ (try) (p) ukuwa _____ (save) amanzi ngakumbi ezigadini zethu. Ngoku, (q) _____ (water) ezi zithole ngononophelo. Musani (r) uku _____ (water) amagqabi, (s) _____ (water) umhlaba kuphela. (t) _____ (be careful) (u) ningazi _____ (damage) izithole. (v) _____ (surround) izityalo ngomgquba ukuze (w) _____ (keep) ukufuma emhlabeni.

-thatha	nkcenkceshelani	Lumkani	Jikelezani
-moshi	khumbulani	-nkcenkceshela	-tyaleni
-zaliseni	yahlukanisani	-gcine	Fakani
-zama	anqabe	-bole	-qokelela
-nkcenkceshele	-fe	-tyaleni	-gcineni
ugcine	nkcenkceshelani	-londoloza	

10 UThemba emsebenzini – udliwano-ndlebe

Themba at work – an interview

In this Unit you will learn how to:

- put an interviewee at ease
- ask questions as an employer
- talk about your education, training, previous experience
- ask for further information

Incoko

Themba interviews an applicant for a position in his company.

- UThemba Molo, Nkosazana Green. Khawungene uhlale phantsi. Ndiyavuya ukukubona. Kunjani?
- UNksz Green Molo Mnumzana Thamsanqa. Enkosi. Hayi ndiphilile ngaphandle kokuba nentaka!
- UThemba Hayi, nkosazana, sukuxhala! Khululeka! Ubonakala ukwazi ukusithetha kakuhle isiXhosa! Ndixelele, usazela phi?
- UNksz Green Ndaqala ukusithetha ndisemncinci kuba abazali bam babesebenza esibhedlele kufuphi nakuQoboqobo.
- UThemba Oo, uyasazi ke isiXhosa esithethwa ngamaNgqika omgquba!* Uyakwazi nokusibhala?
- UNksz Green Ewe Mnumzana Thamsanqa, ndasifunda isiXhosa esikolweni kwanaseyunivesithi.
- UThemba Uyakwazi ukuthetha nezinye iilwimi?
- UNksz Green Ewe, ndiyakwazi ukuthetha isiBhulu nesiFrentshi kancinci kodwa ke sona.
- UThemba Heke, Nkosazana, khawuthi *ggaba-ggaba* ngawe.
- UNksz Green Ndazalwa ngo-1969 eKapa. Abazali bam bafudukela kuQoboqobo ndisemncinci ngoko ke amabanga aphantsi, ukususela ku-Sub A ukuya kuStd 5, ndawenza ngakuQoboQobo.

*See Introduction.

- UThemba Amabanga aphakamileyo wawenza phi?
 UNksz Green Esinaleni ngaseMonti, iMatriki ndayiphumelela ngo-1986. Emva koko ndafundela iqondo leBA eyunivesithi yaseRhodes, eRhini.
- UThemba Wathatha ziphi izifundo eziyintloko?
 UNksz Green Ndathatha isiNgesi nesiXhosa.
- UThemba Wawufundiswa ngubani isiXhosa?
 UNksz Nguprofesa Majola. Ingaba uyamazi?
 UThemba Oo, kakhulu! Sasifunda kunye, ekrelekrele.
 UNksz Green Onjani utitshala! Wandinceda kakhulu. Ndazuza isidanga sam se-BA ngo-1989. Ndaqala ukusebenza njengotitshalakazi. Ngo-1994 ndanyuselwa ndaba lisekela-inqununu.
- UThemba Khawutsho, kutheni ufuna ukutshintsha umsebenzi?
 UNksz Green Ndinoloyiko kuza kuncitshiswa inani leetitshala. Enye into, ndingumntu wabantu. Ndithanda kakhulu ukusebenza neentlobo-ngeentlobo zabantu. Yaye ndicinga ukuba ndinganegalelo kwinkampani yakho.
- UThemba Heke, Nkosazana. Wena, unayo imibuzo?
 UNksz Green Ewe, Mnumzana Thamsanqa. Ucinga ukuba ndinethuba lokuwufumana lo msebenzi?
- UThemba Ewe, ndicinga ukuba unethuba elilungileyo kakhulu!
 UNksz Green Ndingalindela ukwaziswa nini ukuba ndiphumelele?
 UThemba Siza kukwazisa ekupheleni kweveki ezayo.
 UNksz Green Enkosi kakhulu. Ndiyabulela, Mnumzana.
 UThemba Kulungile Nkosazana Green. Bekumnandi kakhulu ukudibana nawe. Uhambe kakuhle.
 UNksz Green Kamnandi, MnumzanaThamsanqa.

Isigama

<i>kokuba nentaka</i>	<i>to be nervous</i> (lit. be with a bird)	-fudukela	move home
-xhala	be anxious	amabanga	standards
khululeka	relax i.e. be free	ukususela ku-	from
-bonakala	seem / appear	ukuya ku-	until
-azela	know from	-phantsi	low(er)
kufuphi na-	near	-phakamileyo	high(er)
kuQoboqobo	to Keiskammahoek	isinala	boarding school
kwanase-	even at	-phumelela	succeed
kodwa ke sona	the latter less	iqondo	degree
		izifundo eziyintloko	majors

sasifunda	we studied	-tshintsha	change
kunye	together	uloyiko	fear
ekrelekrele	he being very bright	-ncitshiswa	be cut back, reduced
onjani	what	inani	the number
utitshala!	a teacher!	ngeentlobo-ntlobo	different
-zuza	graduate	igalelo	contribution
isidanga	degree (lit. necklace)	ithuba	chance
-nyuselwa	be promoted	ekupheleni kwa-	at the end of
ndaba lisekela-	I became		
inqununu	vice-principal		

How to ...

Put an interviewee at ease

Sukuxhala / Khululeka, Nkosikazi (Nkosazana, Mnumzana)

Ask questions as an employee

- Wafunda phi?
 Kwesiphi isikolo?
 Kweyiphi iyunivesithi?
 Kutheni ufuna ukutshintsha umsebenzi?
 Wafundiswa ngubani?
 Waqeqeshwa ngubani?
 Wathatha eziphi izifundo njengezifundo eziyintloko?
 Unawo amava?
 Unayo imibuzo?

Talk about your education, training, experience

- Ndawenza amabanga aphantsi e _____
 Ndawenza amabanga aphakamileyo e _____
 Ndaphumelela ngo-19 ____ iMatriki
 Ndafundela iqondo leBA ngo _____
 Ndafundiswa ngu _____
 Ndaqeqeshwa ngu _____
 Ndazuza isidanga sam se-BA

Ndasebenza njeng _____

Ndanyuselwa ndaba _____

Ndinamava ekufundiseni / ekuthengiseni / ekusebenzeni
ngekhompyutha

Ask for further information

Uyakwazi ukuthetha isiNgesi / isiXhosa / isiBhulu / ezinye iilwimi?

Uyakwazi ukuqhuba?

Unalo iphepha lokuqhuba?

Unayo ireferensi / incwadi ekuncomayo. (lit. a letter praising you)

Wakhe wawenza lo msebenzi ngaphambili?

Wakhe wasebenza njeng _____ ngaphambili?

Uyakwazi ukusebenza ngekhompyutha?

How it works

1 The passive

The **passive** voice is a grammatical term that means exactly what it says – something is done to somebody or something without necessarily mentioning who is performing the action. The **passive** form is used more extensively in everyday Xhosa speech than it is in English.

Uyafundisa.	He / she teaches .	(active)
Uyafundiswa.	He / she is being taught .	(passive)
Uyaqeqesha.	He / she is training .	(active)
Uyaqeqeshwa.	He / she is being trained .	(passive)

As you can see, the **passive** is formed simply by inserting '-w-' before the **final -a** (cf. verbal extensions **Unit 4.6**):

Uprofesa ufundisa abafundi.	The professor is teaching (active) the students.
Abafundi bafundiswa nguprofesa.	The students are taught (passive) by the professor.
Umqeqeshi uqeqesha abafundi.	The trainer is training (active) the apprentices.
Abafundi baqeqeshwa ngumqeqeshi.	The apprentices are being (passive) trained by the trainer.

Note: (1) When the agent, i.e. 'the doer of the action', is mentioned, it is prefixed by the copulative. In these examples '**ng-**' is prefixed to the agents '**uprofesa**' and '**umqeqeshi**' because they belong to the 'u-' and '**um-**' noun classes (Classes 1 and 1a).

→ cf. **Unit 4.1** for the copulatives of the other noun classes.

Note: (2) As is the case in the active voice, there is **no** '-ya-' when another word follows the verb (cf. **Unit 2.2**).

Noteworthy features of the passive

Some verbs which are **always used in the passive include:**

ukukholwa	to believe		
ukudinwa	to be tired	Ndidini we .	Ndidin we kakhulu.
ukunxanwa	to be thirsty	Ndinxani we .	Ndinxan we kakhulu.

→ cf. **Unit 7.3** long and short form of the **recent past tense** '-ile' / '-e'.

Some expressions incorporating the **passive** are virtually untranslatable into English, e.g.:

Kuyanxanwa	(-nxanwa = be thirsty)
Kuyagodukwa*	(-goduka = go home)

*However, it is interesting to note that this construction exists in some other languages, e.g. German.

'-w-' can also be used in combination with other verbal extensions:

Ndanyuselwa.	I was promoted .
	(lit. I was made to go up for)

Kuya kuthethwana ngomvuzo.	Salary is negotiable.
	(lit. It will be talked about with each other about the salary.)

The infinitive form of the passive is often used in notices of **restriction, restraint or forbiddance:**

Akungenwa	No entry	(lit. <i>not to be entered</i>)
Akutshaywa	No smoking	(lit. <i>not to be smoked</i>)
Akumiswa	No stopping	(lit. <i>not to be stopped</i>)
Akupakwa	No parking	(lit. <i>not to be parked</i>)
Akuhlalwa engceni	No sitting on the grass	(lit. <i>not to be seated</i>)
Akutyiwa elayibhri	No eating in the library	(lit. <i>not to be eaten</i>)

The **passive** form is reflected in some **common nouns**:

<i>isithandwa</i>	beloved (lit. the loved one)
<i>umqeshwa</i>	employee (lit. hired one)
<i>umphathiswa</i>	cabinet minister
<i>udliwano-ndlebe</i>	interview
< <i>ukudlana iindlebe</i>	'to interview ' (lit. to eat each other's ears)

Note: Consonant verbs of one syllable, e.g. -dla > dliwa; -tya > -tyiwa (be eaten) and vowel verbs of two syllables, e.g. -enziwa = (been done, etc.) have **only one form** irrespective of whether they are followed by an agent or another word.

The **passive** form is also reflected in many **proper names**:

uBulelwa	(the one who is thanked for)
uVuyelwa	(the one who has been rejoiced for)
uVuyiswa	(the one who has been made to be joyful)
uXoliswa	(the one who has been made to be calm)
uZoliswa	(the one who has calmed)
uBongiwe	(the one praise has been given for)
uLindiwe	(the one who has been waited for)
uLiziwe	(the one who has been given as a gift)
uSiphiwe	(the one who has been given as a gift)
uSindiwe	(the one who has transcended)
uThandiwe	(the one who is loved)

Some frequently used **idiomatic expressions** with the **passive** include:

Uphethwe <i>yintoni</i> ?	What's wrong with you? (lit. You are ruled by what?)
Ungenwe <i>yintoni</i> ?	What's got into you?
Ukhathazwa <i>yintoni</i> ?	What worries you?
Ndiphelelwe <i>lithemba</i> .	I've lost hope. (lit. deprived of)
Ndiphelelwe <i>ngumsebenzi</i> .	I am unemployed.
Ndibonwa <i>yintoni</i> ?	How lucky can I be? (lit. By what am I seen?)

Many **idioms** (*izaci*) and **proverbs** (*amaqhalo*) incorporate the **passive**:

<i>Indlovu ayisindwa ngomboko wayo.</i>	No one ever finds his natural responsibilities too burdensome. (lit. The elephant is not weighed down by its trunk.)
---	--

This idiom could well be said when commiserating with someone who 'has a lot on their shoulders'.

<i>Inyathi ibuzwa kwabaphambili.</i>	From the horse's mouth. (lit. The buffalo is asked (among the) first.)
<i>Ukuzalwa wedwa ngumlu wanyama.</i>	One must have family / kinship (lit. To be born alone is to be a strip of meat.)

This last concept is illustrated by Sindiwe Magona in an excerpt from her autobiography *To My Children's Children*:

'The intricate ways in which relationships are drawn among us make it almost impossible for an individual to be destitute in the sense of having connections with no living soul. One could, conceivably, be minus parent, or issue; have neither spouse nor sibling; but to be alone, with no relative, no one to care for or to lean on, is virtually unheard of except in the very rare case of an individual of such unbearable and odious disposition that no one can stand him or her or be moved to pity at the plight of such a one.'

→ See cultural background.

Some euphemistic idiomatic expressions mean 'to be buried':

ukufihlwa	lit. to be hidden
ukugoduswa	lit. to be taken home
ukusiwa	lit. to be taken (to the fathers, i.e. ancestors)

When '-w-' occurs with the following consonants and consonant combinations certain **phonetic changes** take place. This is to **facilitate pronunciation**:

'to bury' = ukungcwaba > ukungcwatywa = to be buried

Some verbs frequently used which in the passive undergo this **sound change** are:

<i>b > ty</i>	-gqiba	-gqitywa	be finished
	-sebenzisa	-setyenziswa	be used
<i>bh > j</i>	-bhuhela	-bhujelwa	be bereaved (lit. be died for)
<i>m > ny</i>	-fumana	-funyanwa	be found
	-phuma	-phunywa	lit. be gone out: kuphunywa apha 'exit'

<i>mb > nj</i>	-hamba	-hanjwa	lit. be gone: kuhanjwa ngoku
	-khumbula	-khunjulwa	be remembered
<i>ph > tsh</i>	-khupha	-khutshwa	be taken out

Note: This sound change also occurs in **locatives** (cf. **Unit 4.8** and **Unit 6.7**):

ihlobo > ehlotyeni

The same sound change occurs with **diminutive** forms which suffix **-ana**. Look at the map of Kirstenbosch in **Unit 9** where you will find diminutives of:

isiziba (pool) > *isizityana* (small pool)

ichiba (pond) > *ichityana* (small pond)

2 How to express 'alone' / 'by itself' / 'special' / 'exclusive' = '-odwa'

From the forms that follow you can see that for the 1st and 2nd persons '-edwa' or '-odwa' may be used:

Ndindedwa / Ndindodwa ekhaya. I am **alone** at home.

Sisedwa / Sisodwa ekhaya. We are **alone** at home.

Uwedwa kowenu? Are you **alone** at (your) home?

Ninedwa / Ninodwa kowenu? Are you **alone** at (your) home?

In the 3rd person, '-odwa' is preceded by the consonant associated with the noun to which it refers, except for Class 1:

Uyedwa kowabo. He / she is **alone** at his / her home.

Bahodwa abantwana ekhaya. The children are **alone** at home.

'-odwa' can also be used as a descriptive (relative) in which case it means 'special, exclusive' and is therefore prefixed by the relative concord:

<i>umsebenzi</i>	<i>owodwa</i>	a special activity
<i>imisebenzi</i>	<i>eyodwa</i>	special activities
<i>izeza</i>	<i>elilodwa</i>	special medicine
<i>amalungelo</i>	<i>awodwa</i>	exclusive rights
<i>isizathu</i>	<i>esigodwa</i>	special reason
<i>izizathu</i>	<i>ezigodwa</i>	special reasons
<i>injongo</i>	<i>eyodwa</i>	special purpose
<i>udliwano-ndlebe</i>	<i>olulodwa</i>	exclusive interview
<i>ubuchule</i>	<i>obuhodwa</i>	special skills
<i>ukutya</i>	<i>okukodwa</i>	special food

Remember: In the case of nouns prefixing 'um-' (Class 3) the associated consonant is 'w-' and in the case of nouns prefixing 'imi-' / 'i-' / 'in-' / 'im-' the associated consonant is 'y-'.

Note: No concord in Class 6 (*ama-*): *amaXhosa odwa*, but '-w-' is infixed between a relative concord and 'odwa': *amalungelo awodwa*.

3 The use of 'ukuba' = 'to be'

In the infinitive

Sonke sithanda ukuba **nethamsanqa**. We all like **to be** lucky.
(lit. We all like to **be with** luck.)

In the future

Uza kuba **nethuba elilungileyo**. You **will have** a good chance.
(lit. You will **be with** a good chance.)

In the remote past

Ndaba **nethamsanqa**. I **was** lucky.
(Lit. I **was with** luck.)

In the subjunctive

Ndinqwenela ukuba ndibe **nethamsanqa**. I wish that I **were** lucky.
(lit. I wish that I **be with** luck.)

Ndinqwenela ukuba **abe nethamsanqa**. I wish that he/she **were** lucky.
(lit. I wish that he/she **be with** luck.)

Ube nethamsanqa! Good luck! (lit. You **be with** luck!)

Note: In the 3rd person singular, 'he' / 'she', the subject concord changes from 'u-' to 'a-' (see **Exercise 6** of this Unit). This also occurs with '-nga-' = 'can' / 'may':

Angandifowunela ngokuhlwa. He can phone me this evening.
(→ see **Unit 11**)

In the imperative (instructions)

Yiba nethamsanqa! Good luck! (lit. **Be with** luck!)

Note: If a descriptive follows 'ukuba' = 'to be' it is **not** preceded by a concord:

Ndiyathemba ukuba uza kuba **bhethele** kamsinya.

When a locative follows 'ukuba', the locative prefixes 's-':

Ndisenokuba semsebenzini I could still **be** at work

Cultural background

Quoting **idioms** and **proverbs** in Xhosa is a quintessential and much favoured way of epitomising a situation to drive home a point. They are often drawn from animal life or related to fables (*iintsomi*) (see **Unit 16**) and their meaning may be varied to suit the occasion but their application to a specific situation is rarely in doubt.

To quote Professor SC Satyo (Igrama Noncwadi LwesiXhosa ibanga le-9 nele-10, p. 215) 'Akulula ukuba ufumane umXhosa eyigqiba intetho yakhe engakhange asebenzise isaci'. (i.e. It is not easy to find a Xhosa person finishing his / her speech without using an idiom.)

This was vividly illustrated in a speech by Deputy President Mbeki on his budget vote when he said: '*Ukuthundez' ubhityo.*' (To try to do as much as possible with limited resources.) (lit. to gently coax along the most emaciated ox in order to eke out the last little reserve from it.)

How to apply it

1 Match the public signs

The English equivalents are: (a) No Littering, (b) Silence, (c) No Dogs Allowed and (d) No Swimming Allowed.

- 1 Akuvunyelwa ukungena nezinja apha!
- 2 Akuthethwa
- 3 Akuvunyelwa ukuqubha!
- 4 Akungcoliswa

2 What is the literal meaning of the idioms and proverbs

- (a) *Intlama idliwe yinja.* Things have gone wrong.
Lit.: _____
- (b) *Umhlaba ubethwe lilanga.* The soil is very dry.
Lit.: _____

- (c) *Abantwana bangenwe yintaka.* The children are frightened.
Lit.: _____
- (d) *Kuhanjwa ngesiko.* It's done according to custom.
Lit.: _____
- (e) *Le nto yaphelwa lixesha.* This is old fashioned.
Lit.: _____
- (f) *Ubunzulu besiziba* (deep pool in river)
buviwa ngodondolo (stick)! Look before you leap!
Lit.: _____

3 Give the English equivalent of newspaper / magazine columns

Okuxelwa ziinkwenkwezi (What is told by the stars) _____
Abakhunjulwayo (Who are remembered) _____

4 Reading, understanding and answering questions

Read the conversation between Themba and Mary at work and answer the questions that follow:

- UThemba Molo Mary, uphila njani namhlanje?
UMary Ewe Themba. Sikhona. Wena?
UThemba Hayi, nam ndisaphila ngaphandle komsebenzi. Kanene, uzifihle phi? (*Where have you hidden yourself?*)
Andikubonanga ixesha elide.
UMary Bendinekhefu elimnandi (*I had a nice holiday*) nosapho lwam.
UThemba Unethamsanqa! Ndixelele ngekhefu lakho. Masiye ekhefi siphunge.
UMary Kulungile. Andikalifumani ixesha lokuphunga. (*I have not yet found the time*) Masiye ke.
UThemba Unjani umsebenzi wakho? Usawuvuyela? Kanene unyuselwe, ndiyavuyisana nawe! Usebenzile!
UMary Enkosi, kodwa kunzima ngamanye amaxesha. Linqabile ixesha. Ndisoloko ndixakekile.
UThemba Ndim lowo (*same here*). Lunjani usapho?
UMary Sonke siphilile. Banjani abantwana nenkosikazi yakho?
UThemba Basaphila nabo. Yho! Jonga ixesha! Mandikhawulezise (*Let me hurry*) okanye ndiza kuphoswa yintlanganiso. (*lit. I will be missed by the meeting.*)

UMary Ewe, kufuneka nam ndihambe. Sobabini sishiywe lixesha.

UThemba Bekumnandi ukuphunga nawe. Sobonana kwakhona.

UMary Kulungile. Sebenza kakuhle. Undibulisele kuThandi nabantwana.

UThemba Enkosi. Ube nempela-veki emnandi.

- (a) UThemba noMary bancokola phi?
 (b) Baphila njani?
 (c) Baya phi ukuze bancokole kancinci?
 (d) UThemba uvuyisana noMary. Kutheni?
 (e) UThemba uza kuya phi?

5 Who's who?

Three people describe what their work entails. They are:

- (a) a chef (cook) umpheki
 (b) a journalist intatheli
 (c) a receptionist in a hotel ireceptionist yehoteli

Match the job description with the job:

- 1 Ininzi into ekufuneka ndiyenze! Mandinichazele ngomsebenzi wam. Ndisebenza eFront-Office. Ndamkela iindwendwe xa zifika ndizibonise indlela eziza kuhlala ngayo ehotela. Ndisebenza noosomashishini beli lizwe nabamanye amazwe ngokunjalo nabakhenkethi. Lo msebenzi unobunzima gqitha ngamanye amaxesha. Abanye abatyebile bakhulaza kakhulu, kufuneka ukuba ndizisombulule kwaye zonke izikhalazo. Abanye bafuna ukwazi iindawo ezithandwa ngabakhenkethi, imeko yelizwe njalo, njalo. Kufuneka ukuba ndibanike iingcombolo ezichanekileyo. Ndisenokuba semsebenzini xa abanye abantu belele okanye bezonwabisa.

-chazela	explain (to)	imeko (ii-)	situation
undwendwe (iin-)	guest	ingcombolo (iin-)	information
-sombulula	solve	-chanekileyo	precise
kwaye	and	*xa ... belele	when ... are
isikhalazo (izi-)	complaints		asleep

*See Unit 12.1

Ndi _____ .

- 2 Kuqala ndasebenza kwikhithi lenkampani enkulu, kodwa ngoku ndisebenza ehotela enkulu. Ndilungisa imenyu. Ndi-odola ukutya ndiqeqeshe ndiphathe abasebenzi basekhithini. Ndinomdla ebantwini nasekulungiseni izidlo. Ndithanda ukusebenza kwindawo enomdla, kodwa into endingayithandiyo ngamanye amaxesha kukusebenza iiyure ezininzi neeshifti. Ezo zinto zindenza ndizive ndicinezelekile.

-odola	order	iiyure	hours
isidlo (izi-)	meal	ezo zinto	those things
into endingayithandiyo	*what I do not like	-icinezelekile	be stressed

*See Unit 16.1

Ndi _____ .

- 3 Ndithanda ukudibana nabantu nokuthetha nabo nokubaphulaphula. Ndithanda ukubhala amanqaku ngabantu nangezinto ezenzeka imihla ngemihla. Ndenza uphando ngebali lam ndilibhale kwikhompyutha yam. Ndisebenza yonke imihla iiyure ezininzi kwanangempela-veki.

-phulaphula	listen	inqaku (ama-)	article
uphando	research		

Ndi _____ .

6 Read and understand

With the help of the vocabulary you should be able to understand the following advertisements (*izaziso*):

(a) KUFUNWA UNONTLALO-NTLE

Umbutho wenu ufuna inkonzo yomntu ozondelelayo onokusebenza nzima ekukhuseleni abantwana.

Izinto ezifunekayo kanye ngamava ekugcineni abantwana, iphepha lokuqhuba nokukwazi ukuthetha isiXhosa.

Ukukwazi ukuthetha nesiNgesi nesiBhulu kakuhle kuyanceda kakhulu.

Kuya kuthethwana ngomvuzo ngokwamava awo omsebenzi.

Uthumele iCV neereferensi ezintathu zabantu

esinokuqhagamshelana nabo, nencwadi yokucela

umsebenzi ku _____ . Umhla wokuvala isicelo ngu _____ .

11


Ndingathetha noMnumzana Thamsanqa?

May I speak to Mr Thamsanqa?

In this Unit you will learn how to:

- communicate on the telephone
- make arrangements to meet, including place and time

6, Incoko

 Peter phones Themba to make arrangements to meet at the cricket.

UPeter Hello, ndingathetha noMnumzana Thamsanqa? Ingaba ukhona?

UNobhala Ndingabuza ukuba ngubani ofuna ukuthetha naye?

UPeter Ewe, nguPeter Murray lo uthethayo.

UNobhala Khawubambe njalo, Mnumzana Murray. Ndiza kubona ukuba ukhona na phaya e-ofisini yakhe.

UPeter Kulungile.

UNobhala Mnumzana Murray, ndilusizi, uMnumzana Thamsanqa akakho okwangoku. Usaphumile.

UPeter Uyazi ukuba uza kufika nini na?

UNobhala Ndilusizi, khangela atsho. Ungathanda ukushiya umyalezo?

UPeter Ewe, uze umxelele ukuba ndifuna ukuqhakamshelana naye malunga neqakamba yangomso. Mhlawumbi angandifowunela ekhaya ngokuhlwa.

UNobhala Kulungile Mnumzana Murray. Ndiza kumxelela. Ngubani inombolo yefowuni yakho?

UPeter Ngu 531-3767.

UNobhala Kulungile, Mnumzana Murray.

UPeter Ndiyabulela. Bye.

UNobhala Bye, Mnumzana Murray.

Themba returns Peter's call that evening. David answers the phone.

UDavid David Murray speaking.

UThemba Hello, David. Kunjani, mfondini?

UDavid Oo, molo Mnumzana Thamsanqa. Ndiphilile, enkosi. Wena?

UThemba Hayi, sikhona. Ingaba utata ukhona?

UDavid Ewe. Yima kancinci. Ndiza kumbiza.

After exchanging pleasantries, Peter and Themba continue their conversation.

UThemba Molo Peter. NguThemba kweli cala. Enkosi ngokufowuna. Ngelishwa bendisentlanganisweni imini yonke! Ndiwufumene umyalezo wakho sekuhlwile.

UPeter Ayinamsebenzi loo nto. Ndiyazi ukuba uxakekile!

UThemba Siza kudibana ngabani ixesha ngomso?

UPeter Kunjani ngo-9.30?

UThemba Kulungile. Phi?

UPeter Phambi kwesango elikhulu.

UThemba Kulungile, siza kuba lapho ngo-9.30. Sobonana!

UPeter Sobonana!

The next morning Thandi phones Jenny.

UJenny Hello!

UThandi Hello, ndingathetha noNkosikazi Murray?

UJenny Molo Thandi, ndim!

UThandi Oo uxolo sithandwa sam, khangela ndilichane ilizwi lakho! Unantoni na?

UJenny Awu, ndinomkhuhlane kancinci phofu!

UThandi Oo, ndiluzisi. Ndikufowunela kuba mna noThemba siya kwiresty entsha yezakwaNtu ngokuhlwa ngoMgqibelo. Sifuna ukunimema wena noPeter. Ningeza? Ucinga ukuba uza kuba sele ubhetele?

UJenny Oo, ingantle loo nto. Bendifunda ngaloo restyu kwiphephandaba ngempela-veki ephelileyo. Ndatsho *ndavuz' izinkcwe!* Ukutya kwayo kwandikhumbuza ubuntwana bam. Sasizitya zonke ezo zinto zakwaNtu efama!

UThandi Heke, mandikulande ukuze sidibane noPeter noThemba erezty emva komdlalo weqakamba.

UJenny Ungaba undincedile, sithandwa. Sobonana!

Isigama

okwangoku	at the moment	sithandwa sam	my dear
-bamba	hold on	-chana	recognise
-shiya	leave		(lit. be accurate)
umyalezo	message	ilizwi	voice
uze	you should	phofu	though
-qhakamshelana na-	get in touch with	zakwaNtu	traditional
malunga na-	about	-mema	invite
ngokuhlwa	in the evening	bendifunda	I was reading
inombolo	number	ndavuz' izinkcwe	it made my mouth water
kweli cala	on this side	-khumbuza	remind
bendisentlanganisweni	I was at a meeting	ubuntwana	childhood
sekuhlwile	already evening	-landa	fetch
isango	gate		



CULTURE SHOCK Parliament was recently treated to a scene seldom seen in Cape Town when the Masizakhe Cultural Group of Lady Grey in the Eastern Cape, resplendent in their traditional dress, took a tour of the legislature. But the pastoral illusion was rudely shattered when this lady's cellular phone rang.

(Courtesy Cape Times 8/5/1996. Photo: Benny Gool)

How to ...**Communicate on the telephone when you are making the call**

Ngu _____ othethayo.

Ngu _____ kweli cala.

Ndingathetha noMnumzana _____, nceda.

Ndicela ukuthetha noMnumzana _____.

Oo, uxolo, khange ndilichane ilizwi lakho!

Ukhona uMnumzana _____?

Ukhona uNkosikazi _____?

Umlindele nini?

Unganceda undifake kwi-ofisi kaMnumzana _____?

Ndingawushiya umyalezo?

Ndiza kumfowunela kwakhona.

Communicate on the telephone when you are answering the call

Ndithetha nabani?

Ndingabuza, ngubani othethayo?

Ndingamxelela ngubani ofuna ukuthetha naye?

Khawubambe njalo.

Yima kancinci, ndiza kumbiza.

Yima kancinci, ndiza kukhangela ukuba ukhona na.

Ndilusizi akakho okwangoku.

Usaphumile.

Usentlanganisweni.

Uxakekile komnye umnxeba. Ungathanda ukubamba?

Ndingathatha umyalezo?

Ukhona umyalezo?

Ungawushiya umyalezo?

Make arrangements to meet

Siza kudibana ngabani ixesha? Phi?

Kunjani ngo-9?

Ndiza kudibana nawe phambi kwesango elikhulu.

Ndiza kudibana nawe phambi kwerestyu.

Ndiza kukulanda ngo-7.
Uze uncede ufike ngexesha.
Ungafiki emva kwexesha!

Some idioms related to time

Ixesha lixhatshwe (< -xhapha) **yinja**. It's late.
(lit. time has been lapped up by the dog.)

xa kumpondo zankomo very early in the morning
(lit. when the horns of the cattle are just visible)

xa libantu bahle in the early evening/twilight
(lit. when people are beautiful, i.e. blemishes are less obvious!)

ngolwemivundla in the early evening / dusk
(lit. at the time that rabbits come out of their warrens)

Ask whether you may use someone's phone

Ndingasebenzisa ifowuni yakho, Nkosikazi / Mnumzana?

Ask where the nearest public phone is

Iphi ifowuni kawonke-wonke ekufutshane?

Ask to borrow a telephone directory

Ndifuna inombolo. Ndingaboleka idirectory yakho yefowuni?

How it works

1 More expressions incorporating 'ng-' (copulative)

'It is who who' ... ? = 'Ngubani o- ...'?:

Ngubani othethayo?

Ngubani ofuna ukuthetha naye?

Ngubani Murray othethayo?

'Ngubani' with other expressions, translating 'What is?':

Ngubani ixesha?

What is the time?

Ngubani igama lakho?

What is your name?

Ngubani ifani yakho?

What is your surname?

2 Copulatives with emphatic pronouns

<i>ndim</i>	It is me	<i>nguye</i> (<i>umncedisi</i>)	It is him / her
<i>sithi</i>	It is us	<i>ngabo</i> (<i>abancedisi</i>)	It is them
<i>nguwe</i>	It is you (s.)	<i>nguwo</i> (<i>umsebenzi</i>)	It is it
<i>nini</i>	It is you (pl.)	<i>yiyo</i> (<i>ifowuni</i>)	It is it, etc.

3 '-khona' = 'there' (be present)

Like 'apha' / 'apho' = 'here' / 'there' (cf. Unit 5.3, 'khona' can be used as an adverb:

Usebenza khona .	She works there /at that place.
Siza kuba khona ngo-9.30.	We'll be there at 9.30.

It can also be used with a subject concord:

Ukhona uThemba?	Is Themba there ?
Ewe, ukhona .	Yes, he (is) there .
Ikhona ifowuni?	Is there a phone ?
Ewe, ikhona .	Yes, it (is) there .
Lukhona usiba?	Is there a pen ?
Ewe, lukhona .	Yes, it (is) there .
Ikhona ipensile?	Is there a pencil ?
Ewe, ikhona .	Yes, it (is) there .

'-kho' (without -na) is used in impersonal expressions – 'Kukho...':

Kukho iphepha?	Is there paper?
Ewe, kukho iphepha etafileni.	Yes, there is paper on the table.
Kukho imiyalezo?	Are there messages?
Ewe, kukho imiyalezo.	Yes, there are messages.

In the negative '-khona' > '-kho':

Ukhona uThemba?	Hayi, akakho .
Ukhona umsebenzi?	Hayi, awukho .
Ikhona ifowuni?	Hayi, ayikho .
Ikhona ipensile?	Hayi, ayikho .
Lukhona usiba?	Hayi, alukho .

4 Prepositions followed by 'kwa-'

The following prepositions are used before nouns expressing **place, time** or **manner**:

	emva kwa-	
behind		after
emva kwesangoemva kwemini		
emva komthi	emva komdlalo	

	ngaphandle kwa-	
outside		besides
ngaphandle kwerestyu		ngaphandle kokuthetha isiXhosa,
		uthetha nesiSuthu

	phambi kwa-	
in front		before
phambi kwerestyu		phambi kwesidlo

	phakathi kwa-	
between	(but note phakathi ebhokisini)	
phakathi komaleko		= inside the box)

	phantsi kwa-	
under	(but note Hlala phantsi!)	
phantsi kwetafile		= Sit down!

	phezu kwa-	
on top of	(but note Jonga phezulu!)	
phezu kwekhabhathini		= Look up!

Note: 'phantsi kwa-' and 'phezu kwa-' are also used in comparatives:

Ixesha linqabe **ngaphezu kwemali**. Time is more scarce **than** money.
Ndinemali **engaphantsi kweyakho!** I have less money **than** you!

Also followed by 'kwa-': 'ecaleni kwa-' = 'at the side of'.

5 Numerals

You are already familiar with the numerals 1–6 (cf. Unit 6.2):

<i>umntwana</i>	<i>omnye</i>	<i>incwadi</i>	<i>enye</i>
<i>abantwana</i>	<i>ababini</i>	<i>iincwadi</i>	<i>ezimbini*</i>
<i>abantwana</i>	<i>abathathu</i>	<i>iincwadi</i>	<i>ezintathu†</i>
<i>abantwana</i>	<i>abane</i>	<i>iincwadi</i>	<i>ezine</i>
<i>abantwana</i>	<i>abahlanu</i>	<i>iincwadi</i>	<i>ezintlanu</i>
<i>abantwana</i>	<i>abathandathu</i>	<i>iincwadi</i>	<i>ezintandathu</i>

The **sound changes** caused by 'n' in the **adjectival concord** 'ezin'-:

*b influences a preceding 'n': $\underline{n} + b > \underline{mb}$, $\dagger \underline{n} + \underline{th} > \underline{nt}$, $\underline{n} + \underline{hl} > \underline{ntl}$,
 $\underline{n} + \underline{n} > \underline{n}$.

Numerals 6–10 are **nouns** (not adjectival stems like 1–6):

<i>isixhenxe:</i>	<i>abantwana</i>	<i>abasixhenxe</i>	7	(lit. which are 7)
<i>isibhozo:</i>	<i>abantwana</i>	<i>abasibhozo</i>	8	(lit. which are 8)
<i>ithoba:</i>	<i>abantwana</i>	<i>abalithoba</i>	9	(lit. which are 9)
<i>ishumi:</i>	<i>abantwana</i>	<i>abalishumi</i>	10	(lit. which are 10)

Numerals from 11 onwards are more complex than their English equivalents, but luckily for learners, even Xhosa speakers often use the English numerals above 10.

You might like to know:

100	=	<i>ikhulu (ama-)</i>
1,000	=	<i>iwaka (ama-)</i>
1,000,000	=	<i>isigidi</i>

Can you work out what 'usozigidi' (oo-) means?

Ordinal numbers 1–10:

<i>-okuqala</i>	<i>umntwana wokuqala</i>	1st
<i>isibini</i>	<i>umntwana wesibini</i>	2nd
<i>isithathu</i>	<i>umntwana wesithathu</i>	3rd
<i>isine</i>	<i>umntwana wesine</i>	4th
<i>isihlanu</i>	<i>umntwana wesihlanu</i>	5th
<i>isithandathu</i>	<i>umntwana wesithandathu</i>	6th
<i>isixhenxe</i>	<i>umntwana wesixhenxe</i>	7th
<i>isibhozo</i>	<i>umntwana wesibhozo</i>	8th
<i>isithoba</i>	<i>umntwana wesithoba</i>	9th
<i>isishumi</i>	<i>umntwana wesishumi</i>	10th

Numerals in expressions of time

Expressing the time in Xhosa is difficult. Even Xhosa mother tongue speakers often express the time in English. Especially in informal conversation. However, the time is always given in Xhosa on the radio, especially at news time.

What is the time?

Ngubani ixesha?	(lit. Who is the time?)
Lithini ixesha?	(lit. It says what the time?)
Ngu-1 / 2 / 3 / 4 / 5	It's 1 / 2 / 3 / 4 / 5 o'clock.
Yintsimbi yokuqala / yesibini / yesithathu / yesine / yesihlanu.	(lit. It's the first / second / third / fourth / fifth bell)
Ngabani ixesha?	At what time?
Ngo-1 / 2 / 3 / 4 / 5.	At 1 / 2 / 3 / 4 / 5 o'clock.
Ngentsimbi yokuqala / yesibini / yesithathu / yesine / yesihlanu.	At the first / second / third / fourth / fifth bell.

When it comes to expressing the time other than on the hour, the English forms are used, even in more formal situations, for example 'Yikota past 6' is much easier and quicker to say than: 'Yimizuzu elishumi elinantlanu emva kwentsimbi yesithandathu' (lit. It is minutes which are ten which have five after the bell of six); similarly 'Ngehaf past 2' is much easier and quicker to say than 'Ngecala emva kwentsimbi yesibini' (lit. At past the side after the bell of two).

6 Expressions such as 'iresty yezakwaNtu'

There are many expressions like this in Xhosa, i.e. incorporating a double possessive, for example 'iresty yezakwaNtu', the full form of which is iresty **ya** + izinto + **za** + kwaNtu = iresty **yezinto zakwaNtu** (a restaurant of things of tradition). However this full form is contracted to iresty **ya** + 'i' of izinto + **za** + kwaNtu = iresty yezakwaNtu.

Here are some other examples you may come across:

Umhleli wezemidlalo	sports editor
Umhleli wezopolitiko	political editor
Umcebisi wezomthetho	legal advisor
Umphathiswa wezangaphandle	minister of foreign affairs
Umphathiswa wezemfundo	minister of education
Umphathiswa wezolimo	minister of agriculture
Abalimi bezekhaya	home gardeners

7 '-ni?' = 'what', shortened form of 'ntoni?'

When the shortened form of 'ntoni?' = '-ni?' is used it must be suffixed to the verb:

Ufuna ntoni?	What do you want?
Ufunani?	What do you want?
Wenza ntoni?	What are you doing?
Wenzani?	What are you doing?

Note: With the verb '-thi' = 'say' only the shortened form is used as can be seen in the following idiomatic expressions:

Lithini ixesha?	What is the time?
Kwenzekeni? / Bekutheni?	What happened?
Utheni na wena?	What's the matter with you?
Ndingathini?	How do I go about this?

How to apply it

1 Answer the questions

- | | |
|---|----------------------------|
| (a) UThemba ukhona? | Hayi, _____. |
| (b) Uza kuba khona ngo-4? | Hayi, _____. |
| (c) Uza kubuya kamsinya? | Hayi, _____ namhlanje. |
| (d) UPeter use-ofisini? | Hayi, _____, _____ ekhaya. |
| (e) Ukhona umyalezo? | Hayi, _____. |
| (f) Ikhona ifowuni kawonke-wonke ekufutshane? | Hayi, _____. |

2 Complete the dialogue

Hello, (a) _____ (can I speak) noMnumzana Thamsanqa?
 (b) _____, (I'm sorry) uxakekile komnye umnxeba.
 Khawubambe njalo.

After some minutes.

UMnu Thamsanqa (c) _____ (is still busy). Ungathanda ukubamba okanye ungathanda (d) _____ (leave a message)?

Ewe, (e) _____ (tell him that I will try to phone him again in the afternoon).

Enkosi. Kamnandi.

3 Give the dialogue a title

- UDavid Hullo, nguDavid kweli cala. Ndingathetha noVuyo?
 Ilizwi Eh, uVuyo? Akukho Vuyo apha. Ufuna eyiphi inombolo?
 UDavid Ndifuna i-633-4253.
 Ilizwi Hayi, ndilusizi, lo ngu-633-4352.
 UDavid Khawuphinde. Yintoni inombolo yefowuni yakho?
 Ilizwi Ngu-633-4352.
 UDavid Owu, uxolo, yinombolo ewrongo.

4 Read, understand and answer the questions

See how well you have understood the dialogue by answering the questions that follow:

Bongile is looking for a job during the holidays.

UMncedisi Molo, kukwaBizo's Takeaway. Ndingakunceda?

UBongile Ngaba ndingamfumana uNksk. Bizo?

UMncedisi Akakho. Usaphumile okwangoku. Ungashiya umyalezo?

UBongile Kulungile. Ndiva ukuba ufuna umntu oza kuncedisa kwishishini lakhe. Ndifuna ukwenza isicelo. Ubuya nini?

UMncedisi Andiqinisekanga.

UBongile Ndingaphinda ndifowune nini?

UMncedisi Zama ukufowuna ngentsimbi yesithandathu. Khawushiye igama lakho nenombolo.

UBongile Igama lam nguBongile Thamsanqa. Unokunditsalela kule nombolo ithi 770555.

UMncedisi Mandiliphinde igama. UnguBongile Thamsanqa. Inombolo ithi 770555.

UBongile Kulungile. Enkosi. Usale kakuhle.

UMncedisi Kamnandi.

- (a) UBongile ufuna ukuthetha nabani?
 (b) UNksk. Bizo ukhona?
 (c) UBongile ushiya owuphi umyalezo?
 (d) Uza kuzama ukufowuna ngeyiphi intsimbi?

5 Read the conversation

- UVal Molo Xoliswa.
 UXoliswa Molo sisi. Nisaphila phofu?
 UVal Hayi, siphilile sonke. Ndiyakufowunela kuba ndingathanda ukubuzwa ukuba sinokudibana na kwakhona. Kunjani ngokuya kubukela ifilimu?
 UXoliswa Eyiphi ifilimu?
 UVal Singabukela 'uJump the Gun'.
 UXoliswa Ngeyiphi imini?
 UVal NgoLwesine?
 UXoliswa Hayi, andizi kuba kho ngoLwesine. Kunjani ngo-Mgqibelo?
 UVal Hayi, uMgqibelo akalungi kum. Uza kuphumelela ngeCawa?
 UXoliswa Kulungile.
 UVal Ufuna ndikuphuthume ngabani ixesha?
 UXoliswa Ngentsimbi yesihlanu.
 UVal Kulungile. Siza kubonana ke ngeCawa. Sala kakuhle.
 UXoliswa Kamnandi.

Imagine that Xoliswa tells another friend about her chat with Val:

- (a) I spoke to Val today. _____
 (b) We are going to see a film on Sunday. _____
 (c) Can you come with us? _____
 (d) Val is going to fetch me at 5 o'clock. _____

6 Say you have

- (a) three children, two daughters and a son
 (b) four messages
 (c) two telephone numbers
 (d) five tickets
 (e) six letters

7 Listen to the dialogue and say whether the statements are correct or not

- | | | |
|---|-----|----|
| (a) Thandi is in a hurry. | yes | no |
| (b) She has to go shopping. | yes | no |
| (c) She prepares a party for Friday. | yes | no |
| (d) She only invites Nomsa and Siphiso. | yes | no |
| (e) Nomsa has to ask Siphiso first. | yes | no |

8 English equivalents of newspaper / magazine section headings

Use the headings: (a) For the Children, (b) Health Matters, (c) Business, (d) Finance, (e) Sport, (f) Entertainment, (g) For Teenagers and (h) Education.

- | | |
|---------------|---------------|
| 1 Ezemidlalo | 5 Ezolonwabo |
| 2 Ezempilo | 6 Ezabantwana |
| 3 Ezolutsha | 7 Ezemfundo |
| 4 Ezoshishino | 8 Ezemali |

9 Complete the questions

- Ndithetha _____?
- _____ othethayo?
- Ufuna _____?
- Ufuna _____ inombolo?
- _____ igama lakho?
- _____ inombolo yakho yasekhaya?
- _____ inombolo yakho yasemsebenzini?
- _____ i-adelesi yakho?
- Ndingakwenzela _____?
- Ndingakunceda _____?
- _____ ingxaki?
- Kwenzeke _____?

10 Which verb fits?

Use these verbs to fit the spaces correctly (a) -bamba, (b) -shiya, (c) -cothisisa, (d) -phinda and (e) -faka.

- Uxolo, andiva kakuhle, unga _____ kwakhona?
- Ungathanda uku _____ umyalezo?
- Ungandi _____ kwi-ofisi kaMnu. Bizo?
- Usaxakekile komnye umnxeba. Ungathanda uku _____?
- Uthetha ngokukhawuleza kakhulu. Unga _____?

12 Kumdlalo weqakamba

At the cricket match

In this Unit you will learn how to:

- ask about past sporting involvement and respond
- ask about present sporting involvement and respond
- ask what someone does to keep fit
- say what you do to keep fit
- ask whether someone has hobbies
- say what your hobbies are

Incoko

During the lunch break Peter and Themba walk around the cricket ground where several mini-cricket matches are on the go and, among other things, talk about the way cricket has become so popular throughout the whole country.

UThemba Kuhle kakhulu ukubona umdla kangaka kwiqakamba kule mihla. Jonga bonke aba **Makhaya Ntini** basakhulayo bedlala iqakamba!

UPeter Inene. Kule mihla naphina apho ujonga khona, kukho amakhwenkwe adlala iqakamba. Wena Themba, wawuyidlala iqakamba ngeentsuku zakho usesesikolweni?

UThemba Ewe, ndandithanda kakhulu ukudlala iqakamba. Ndandingumgcini-pali. Ndingumbethi kanjalo. Inene, ndandivula amangeno!

UPeter Nyhani!

UThemba Wena, mfondini, wawudlala eyiphi imidlalo?

UPeter Heke, ndandidlala intenetya nombhoxo ngeentsuku zam. Ngelishwa, yophuka ingalo yam ndisadlala kwi-under 15. Emva koko zange ndiphinde ndidlale mbhoxo kwakhona.

UThemba Wawudlala ndawoni?



(Courtesy United Cricket Board of South Africa)

- UPeter Ndandisisikramhafu. Nangona ndandingadlali qakamba ndithanda kakhulu ukuyibukela ngakumbi xa sidlala namaqela apshesheya. Wena, wawuwudlala umbhoxo okanye ibhola ekhatywayo?
- UThemba Ndandidlala umbhoxo.
- UPeter Kweyiphi indawo?
- UThemba Ndandiyindoda yesibhozo.
- UPeter Kunjani ngebhola ekhatywayo? Wawuyidlala?
- UThemba Ewe, ndandiyidlala kodwa ndandikhetha umbhoxo.
- UPeter Uyayibona phofu indlela umdlalo onamandla ngayo okumanya isizwe!
- UThemba Unyanisile. Khumbula ukuxhaswa kwama**Bhokobhoko** sisizwe sonke ngexesha lomdlalo wamanqam! Ngubani ongalibala ukukulwa kuka**Tshotsholoza** ngelizwi elinye ngumntu wonke!
- UPeter Inene, ndiqinisekile ukuba ukucula kwesihlwele kwawanika umoya ukuze aphumelele ama**Bhokobhoko**!
- UThemba Yho! Ingubani ongalibala igugu ebusweni bukaMongameli Mandela enxiba ijezi kaNo. 6 ephethe indebe beyithe *qhiwu* phezulu noFrancois Pienaar.*
- UPeter Ne**Bafana Bafana** yafumana kwa enjalo inkxaso, yaphumelela kwiAfrican Cup of Nations. Kanene, wenza luthambo luni kule mihla ukuzigcina uphilile?



Bafana Bafana winning the World Cup of Nations in 1996
(Bona, March 1996. Photos by Jacob Morake and Southlight)


- UThemba E-e ndiyazama ukubaleka kathathu ngeveki kwaye ndidlala isikhwashi *rhoqo*. Wena, mfondini?
- UPeter Mna, ndithanda ukukhwela ibhayisekile kwaye ndiyazama nokunyuka intaba ngeeCawa. Kodwa ngamanye amaxesha kunzima ukufumana ithuba lokwenza loo nto kuba umsetyenzana wam wokuzonwabisa kukuchwela.
- UThemba Owam kukufota, *qha* ke. Kodwa ke, liphi ixesha?
- The cricketers come back on to the field after the lunch break.*
- UPeter Jonga, abadlali babuyile; isidlo sasemini siphelile. Umdlalo uza kuqala ngoku. Masibuyele kwizihlalo zethu!

*Although President Mandela never played rugby, his interest in the game goes back to his youth. He remembers the playing days of the former Transkei homeland leader KD Matanzima with a chuckle: 'When he was tackled, the spectators would call out "help the son of a chief"' (*Cape Times* 16/3/1998. Article by Roger Friedman and Benny Gool.)



Isigama

kuhle	it's lovely	umdlalo wamanqam	final (game)
iqakamba	cricket	ukuxhaswa	support
basakhulayo	budding (lit. still growing)	isihlwele	crowd
		kwawanika umoya	give them the impetus (lit. spirit)
bedlala	playing	igugu	pride
		enxiba	wearing
naphina	everywhere	ijezi	jersey
wawudlala ...?	did you play...?	indebe (half split calabash)	trophy
iintsuku	days	beyithe <i>qhiwu</i>	holding up high
usesesikolweni	you still being at school	kwa	also, even
		inkxaso	support
ndandithanda	I loved, liked	luthambo luni?	what sort of exercise?
umgcini-pali	wicketkeeper	-ziccina -philile	keep oneself fit
umbethi	batsman	-baleka	run
amangeno	innings	isikwashi	squash
nyhani!	really!	<i>rhoqo</i>	regularly
intenetya	tennis	-khwela	ride
umbhoxo	rugby	ibhayisekike	bicycle
-ophuka	be broken	-nyuka	climb
zange ndiphinde	I never again	intaba	mountain
ndawoni?	what position?	-chwela	do woodwork
isikramhafu	scrumhalf	umsetyenzana	hobby (lit. a little job of making oneself happy)
nangona	although	wokuzonwabisa	
ndandingadlali	I didn't play	owam	mine
amaqela aphešheya	overseas teams	-fota	take photographs
ibhola ekharywayo	soccer (lit. ball which is kicked < -khaba = kick)	<i>qha ke</i>	that's it
indoda yesibhozo	8th man	kodwa ke	but then
phofu	in fact	liphi ixesha?	where's the time?
-namandla	has the power	-buya	return (from)
ngayo	by it	isidlo sasemini	lunch
okumanya	of uniting	-buyela	return to
isizwe	nation	izihlalo	seats



(Sunday Times 23/11/1997, Picture Thomas Turck Courtesy Touchline Photo)

In 1997 a young man from **Mdingi**, a village 15 km from King William's Town made cricketing history by

being the first Xhosa-speaking cricketer to be selected to represent South Africa. In 1990 the skinny 14 year old was first spotted by Border Cricket Development officer Raymond Maloyi.

Makhaya Ntini was 'discovered' and has not looked back since.

He represented Border U-15a against a touring England team and was considered the best fast bowler the English team had faced. While at school at Dale College he was chosen for South Africa U19 to tour England where he played at the hallowed MCC! He also toured Australia with the Dale College touring team. He showed that he was not only a very talented fast bowler but that he was no slouch with the bat scoring 102 to add to his bowling performance of 5 wickets for 50!

In 1998 in his debut for South Africa against New Zealand he took 2 wickets for 30 runs.

His interest in cricket was undoubtedly fostered by his late father who played at club cricket level while his uncle Lungile Makhulu still plays in the '*Amacala Egusha*' competition.

Cultural background

'The uncles greeted each other tumultuously. Apart from blood links they had other ties. They had taught at Lovedale together before I was born. In family albums I had poured over pictures of such things as the staff cricket team in which they had both played. All my life the men in my family were cricket mad; when they 'rooted for South Africa' in Test Matches abroad and for provincial teams at home and followed their fortunes in newspapers and on radio despite the policy of apartheid in sport.' (Noni Jabavu *The Ochre People - Scenes from a South African Life*, John Murray, London, 1963)

Tshotsholoza

(onomatopoeic – the sound of a steam train)

'Tshotsholoza! Tshotsholoza!
Kwezo ntaba Stimela siphum' eRhodezhiya
Wen' uyabaleka kwezo ntaba
Wen' uyabaleka!
Stimela siphum' eRhodezhiya.'

[This is often sung by workers to give each other encouragement, hence its adoption as the unofficial anthem when *AmaBhokobhoko* needed that little extra something to win the rugby World Cup in 1995.]



'*Tshotsholoza*, a road menders' ditty or work-song, is a popular 'train song' of which there is a whole repertoire based on the theme of railway travel. It imitated the sound of a steam engine pulling out of a station [...], and as it gathers speed and settled into a regular rhythm, the voices combine in four parts accompanied by tremendous thumps of feet stressing the beat: 'STIMela siphum' eRHODE-zhiYA!' [...] The voices blended together exhorting the engine in the vocative, 'WEN' uya baLEka', inflections that praised the locomotive's magnificent performance on that two-thousand mile journey across tawny *veld*, through *mopani* forest, gradations of plateaux, karoo, mountains, valleys until the coast is reached.'

(Noni Jabavu, *The Ochre People*)

How to ...

Ask about someone's past sporting involvement

Wawudlala eyiphi imidlalo ngeentsuku zakho usesesikolweni?
Wawudlala eyiphi imidlalo ngeentsuku zakho useseyunivesithi?
Wawudlala ndawoni?

Respond to questions about your past sporting involvement

Ndandidlala:

iqakamba
intenetya
umbhoxo
isikwashi
ibhola ekhatywayo
ihoki
ibhola yomnyazi (netball)

ngeentsuku zam ndisesesikolweni / ndiseseyunivesithi.

Ndandidlala isikramhafu / indoda yesibhozo / iphika (wing).

Ask about present sporting involvement

Uyadlala?
Udlala ntoni?
Udlala phi?
Udlala kweliphi iqela?
Uqeqesha phi?
Uqeqesha ngubani?

Respond to questions about your present sporting involvement

Ndidlala *iqakamba* / *intenetya* / *umbhoxo* / *isikwashi* / *ibhola ekhatywayo* / *ihoki* / *ibhola yomnyazi*.
Andidlali mdlalo.
Andisadlali mdlalo.
Andinalo ixesha lokudlala imidlalo.

Ask what someone does to keep fit

Wenza luthambo luni ukuzigcina uphilile? (see Unit 15.6)

Say what you do to keep fit

Ndiyabaleka.	I run.
Ndiyaqubha.	I swim.
Ndiyahamba-hamba.	I walk.
Ndinyuka intaba / entabeni.	I do mountain climbing.
Ndikhwela ibhayisekile.	I cycle.
Ndikhwela amahashe.	I do horse riding.
Ndiyadanisa.	I do ballroom dancing.
Ndiyaxhentsa.	I do traditional dancing.

Ask whether someone has hobbies

Unayo imisetyenzana yokuzonwabisa?

Say what your hobbies are

Ndiyachwela.	I do woodwork.
Ndiyafota.	I do photography.
Ndiyakuthanda ukufunda.	I like reading.
Ndicula kwikwayari.	I sing in a choir.
Ndiyathunga.	I sew.
Ndiyanitha.	I knit.
Ndiyazoba.	I paint.
Ndisebenza egadini.	I garden.
Ndiyakuthanda ukuloba.	I like fishing.
Ndenza izitya neembiza ngodongwe.	I do pottery.
Ndiqokelela izitampu.	I collect stamps.
Ndiyaluka.	I do weaving.

Cultural background

Ukuxhentsa

Umxhentso is a traditional Xhosa dance consisting of rhythmic movements, stamping feet and various gestures accompanied by the singing and clapping of women and girls.

This dance is performed by women and men at beer drinking, by men at a wedding (*umdundo*) and by a diviner while divining.



MULTI-CULTURAL COPS These South African Police Service members spend most of their spare time dancing the traditional way. They're trying to promote cultural diversity within their service.

(Courtesy Cape Times 17/5/1996. Picture Alan Taylor)

Izinto zokuhambisa ixesha (*pastimes*)

ukubukela umabona-kude / iTV
 ukuphulaphula umculo (music) ngeeteyiphu nangeeCD
 ukuphulaphula unomathotholo

The word *unomathotholo* = 'radio' comes from the association between the disembodied voices which certain traditional healers who may have spirits manifest in themselves – voices, whistles, etc. (regarded as both rare and singular, and an honour from the ancestors).

OONOMATHOTHOLO

'Oonomathotholo bayeza
 kusasa bayeza.
 Bayeza ekuseni
 Bayezal'

The witchdoctors are coming
 early in morning they are coming.
 They are coming early in the morning
 They are coming!

How it works

1 The participial

The **participial** construction, similar to the English verbal '-ing' form (participle), usually denotes **two simultaneous actions**. Its use is more extensive in Xhosa than it is in English. As is the case with the passive construction, you must be familiar with the **participial** should you wish to read Xhosa texts. Many examples can be found in captions under photographs in newspapers and magazines:

*Ekufikeni kwakhe
eyela eLusuthu,
uPrince Charles wamkelwa
eMzantsi Afrika yiNkulumbuso
yaseGauteng. (On his arrival
(coming) from Lesotho, Prince
Charles was welcomed by the
Premier of Gauteng.)*

*UPrince Charles
encokola nosekele Mongameli
nenkosikazi yakhe. (Prince
Charles chatting with the
Deputy President and his wife.)*

*UHarry noCharles
noSekela Mongameli,
bengena kwibala lemidlalo.
(Harry and Charles and the Deputy
President entering the stadium.)*

*Usekele Mongameli,
ebulisa isihlewe ekufikeni
kwakhe kwibala lemidlalo.
(The Deputy President greeting
the crowd on his arrival
at the stadium.)*

(BONA, February, 1998, p.44)

*Xa amaghave edibana ...
uNaomi Campbell uthetha kudibana
nobaw' uMadiba kufana
'nokunyathelaku kukhanya
kwelanga' (When the celebrities
met, Naomi Campbell said that
to meet with 'her father' Madiba
was like stepping into the
sunshine.)*

(BONA, October, 1997, p.36)

*Amadoda axhentse imini
yonke enik' imbeko inkokeli
yawo. (The men danced the
whole day giving respect to their
leader.)
(BONA, November, 1997, p.21)*

From these captions you can see that the subject concords referring to Classes 1/1a; 2/2a and 6 are: '-e'; '-be'; 'e-' respectively. The subject concords referring to all the other classes are the same as the **short forms of the present tense indicative** (cf. Unit 2.2).

The **participial** can also be translated as follows:

Waqala ukudlala ibhola ekhatywayo eseneminyaka esibhozo.	He started to play soccer from the age of eight.
Ukhule enomdla kakhulu kumdlalo webhola ekhatywayo.	He grew up with a great interest in soccer.
Bancokole bebukela iqakamba.	They chatted while watching cricket.

Sometimes the **participial** is **not translated** in English:

Wazalwa ngo-1970 engumntwana wesithathu kusapho lwabantwana abahlanu.	He was born in 1970, (being) the third child in a family of five children.
Ufotwe ekunye nabanye abadlali beqela lakhe.	He was photographed (being) together with other players of his team.

Note: '-si-' is infixed between the subject concord and a **monosyllabic verb stem**, e.g. '-ya' = 'to go **to**':

Ndiqhwarela ndisiya.	I am limping going along.
----------------------	----------------------------------

'-s-' is infixed between the SC and a **vowel verb stem**, e.g. '-enza':

Ungalibali ke, esenza iBA nje, ubambe mibini imisebenzi.	Don't forget then she is doing her BA while holding down two jobs.
---	---

Use of the participial form

After the **conjunction** 'xa' = 'when' / 'whenever' / 'if':

Xa esitsho uthetha inyaniso.	Saying so she tells the truth.
------------------------------	--------------------------------

After the **interrogative** 'kutheni' = 'why?' (cf. Unit 8.4):

Kutheni engandixelelanga?	Why did she not tell me?
---------------------------	--------------------------

It is used after certain **auxiliary verbs**, e.g. 'se- / sel- / sele-' = 'already':

Ukhona?	Is he/she there?
Hayi, sel'emkile.	No, he/she has already left.

And also after '-soloko' = 'always':

Wasoloko enqwenela ukudlala iqakamba njengomkhuluwa wakhe. He **always** wanted to play cricket like his older brother.

The participial form is also used after the adverb of time 'kudala' = long ago:

Kudala esemtsha wayedlala **amanqindi**. **Long ago** when he was still young, he used to box. (lit. used to play **fists**)

As can be seen from these examples, the **participial** occurs in the present and past tenses, both positive and negative (infix '-nga-').

2 The continuous recent past tense

This frequently used past tense usually covers any **continued action** or **state** during the *recent past* and is formed with '-be' + the **participial**.

'-be' = 'was' / 'were' is the recent past tense of 'ukuba' = 'to be' (cf. Unit 10.3):

Ndibe ndidlala (very rarely used in everyday speech) = I **was** playing
shortened to → **Bendidlala** = I **was** playing

Subject concords of the continuous recent past tense	
Ubuphi izolo?	Where were you yesterday?
Beniphi izolo?	Where were you yesterday?
Bendidlala umbhoxo.	I was playing rugby.
Besidlala umbhoxo.	We were playing rugby.
Ubnjani umdlalo?	How was the game?
Ibinomdla imidlalo.	The games were interesting.
Ebelapho* uThemba?	Was Themba there?
Bebelapho ooThemba?	Were Themba and co. there?
Belidlala njani iqela lakho?	How did your team play?
Ebedlala kakuhle amaqela omabini.	Both teams played well.
Besidlala njani isiskramhafu?	How did the scrumhalf play?
Bezidlala kakuhle iziskramhafu zozibini!	Both scrumhalves played well!

Beziziintshatsheli!	They were champions!
Belunzima ukhuphiswano olo!	It was a tough competition.
Bebukho ubuhlobo phakathi kwamaqela?	Was there camaraderie among the teams?
Ibinjani inxalenye yempela-veki?	How was the rest of your weekend?
Bekumnandi kakhulu!	It was very nice.
Bekuyimini enempumelelo kwiqela lethu.	It was a successful day for our team.

*You may find 'ube-' used instead of 'ebe-'.

From these examples you can see that:

1 In the unshaded examples 'be-' is simply prefixed to the subject concords. However, in the shaded examples where the **subject concords** consist of a **vowel only**, the subject concords and / or 'be-' are slightly modified.

2 The **continuous recent past tense** is also used to describe an action or process taking place **at a certain point in time in the near past** where English would simply use the past tense:

Belidlala njani iqela lakho? How **did** your team play (at the time)?

3 The **continuous recent past tense** is used not only with **verbs** but with **copulatives, interrogatives, locatives** and **descriptives** as well. These descriptives also include **stative verbs**:

Stative verbs
present tense

Ndixakekile.

I **am** busy.

Sithabathekile.

We **are** impressed.

Ndingxamile.

I **am** in a hurry.

Bonwabile abaxhasi!

The supporters **are** happy!

Stative verbs
past tense

Bendixakekile.

I **was** busy.

Besithabathekile.

We **were** impressed.

Bendingxamile.

I **was** in a hurry.

Bebonwabile abaxhasi!

The supporters **were** happy!

Note: As is the case with the **participial**, the **two infixes** '-si-' and '-s-' also occur in the **continuous recent past tense**.

'-si-' with **verbs of one syllable**:

Bebesithini? What **were** they saying?

'-s-' with **vowel verbs**:

Ubusenza ntoni izolo? What **were** you doing yesterday?

The **negative** of the **continuous past tense** is formed by: infixing '-nga-' and changing the final vowel to '-i' with **consonant verbs**:

Bendingasebenzi. I **wasn't** working.

Use '-ng-' and change the final vowel to '-i' with **vowel verbs**:

Bendingenzi nto izolo. I **wasn't** doing anything yesterday.

Use '-nga-' and suffix '-anga' with a stative verb:

Bendingaxakekanga. I **wasn't** busy.

Use '-nge-' with non-verbal predicates:

Ebengekho uThemba? **Wasn't** Themba there?

Belungenzima ukhuphiswano olo! **Wasn't** that a difficult competition!

3 The continuous remote past tense

This past tense usually covers any continued action or state during the *remote past*. It is frequently used in biographies and reports of past events. (cf. Units 3.4 and 7.4).

It is formed with: SC of remote past tense + '-be' or '-ye' + the **participial**

'-be' = 'was' / 'were' – the recent past tense of 'ukuba' = 'to be'

'-ye' = 'went' – the recent past tense of 'ukuya' = 'to go to'

Ndabe ndidlala. I **used to** play (long ago). (lit. I **was** I playing)
shortened to: **Ndandidlala.**

Wayaedlala. He **was** playing (long ago)
shortened to: **Wayedlala.**

Note: As is the case with the continuous recent past tense, the full form is very rarely used in everyday speech.

This tense often has the connotation of 'used to', which can be expressed explicitly by adding '-kade':

Ndandikade ndidlala. = lit. I **was long ago** I playing.

Wawudlala ntoni ngelaa xesha? What **were you** playing at that time?

Ndandidlala iqakamba. I **was** playing cricket.

Ndandingumgcini-pali. I **was** a wicket-keeper.

Nanidlala ntoni ngelaa xesha? What **were you** playing at that time?

Sasidlala umbhoxo. **We** **were** playing rugby.

Wayezigcina ephilile. **He** **used to** keep himself fit by walking.

Babezigcina bephilile. **They** **used to** keep themselves fit by running.

Wawunjani umdlalo wombhoxo ngelaa xesha? What **was** the game of rugby like at that time?

Yayinomdla imidlalo. **They** **were** interesting games.

Lalidlala njani iqela lakho? How **did** your team **play**?

Ayelungile amaqela ngelaa xesha. The teams **were** good at that time.

Kwakumnandi ngoko. It **was** (very) nice then.

As you can see from these examples, '-be' or '-ye' is omitted except for Classes 1/1a, 4, 6 and 9.

Note: As is the case with the **participial** and the **continuous recent past tense**, the infixes '-si-' / '-s-' also occur in the **continuous remote past tense** with **verbs of one syllable** and **vowel verbs** respectively, while '-nga-' is infixing in the negative.

How to apply it

 1 Listen to the Xhosalised English words on tape and write down the English equivalents

- (a) _____
 (b) _____
 (c) _____
 (d) _____
 (e) _____
 (f) _____

- (g) _____
 (h) _____
 (i) _____
 (j) _____

2 Okunokwenziwa ngebhola

Unokuyikhaba.	You can kick it.
Unokuyibamba.	You can catch (hold) it.
Unokuyiphosa.	You can throw it.
Unokuyiqithisela.	You can pass it.
Unokuyibetha.	You can hit it.

Now instruct somebody to:

- (a) kick it! _____
 (b) catch (hold) it! _____
 (c) throw it! _____
 (d) pass it! _____
 (e) hit it! _____

3 Complete the questions with the appropriate interrogative

- (a) Uqala ___ umdlalo weqakamba?
 (b) Kudlala ___ amaqela namhlanje?
 (c) Ngu___ usompempe?
 (d) Ngu___ ophume phambili?
 (e) Umdlalo udlalwa ___?
 (f) Kuphumelele ___?
 (g) Kuphumelele ___ iqela?

4 Complete the statements

- (a) Ndi___ dlala iqakamba. I **still** play cricket.
 (b) ___ dlal___ bhola ikhatywayo. I **don't** play soccer.
 (c) ___ ndi___ dlal___ ntenetya. I **don't** play tennis **any longer**.
 (d) ___ ndikade ___ dlala intenetya. I **used to** play tennis.
 (e) ___ ndiwudlal___ umbhoxo. I **never** played rugby.

5 Sports preferences

You express your preferences for certain sports. Ask somebody why he/she prefers a certain sport:

- (a) Andithandi mbhoxo. Ndiyacinga ukuba undlongo-ndlongo (*rough*) ungaba nengozi.
 Why do you like rugby? _____
 (b) Andithandi kuqubha. Ndiyawoyika amanzi.
 Why do you like it? _____
 (c) Ndithanda intenetya kakhulu.
 Why don't you like it? _____
 (d) Ndithanda ukunyuka intaba kakhulu. Indalo (*nature*) intle gqitha!
 Why don't you like it? _____

6 Past hobbies

Somebody tells you about past hobbies and you ask questions about them:

- (a) Ndandikade ndithunga kakhulu.
 What did you use to sew? _____
 (b) Ndandikade ndinitha yonke imihla.
 What did you use to knit? _____
 (c) Ndandikade ndicula.
 What did you use to sing? _____
 (d) Ndandikade ndidanisa kakhulu.
 Which dances? _____
 (e) Ndandikade ndiloba kakhulu.
 Where? _____

7 Meeting somebody for the first time

You meet someone for the first time. Ask them these questions:

- (a) Do you like sport?
 (b) Which team do you support?
 (c) Do you watch sport on TV?
 (d) Do you have hobbies?
 (e) Do you like music?

8 Complete appropriately.

Fill in the correct subject concord to complete the following particulars about past soccer personalities:

- (a) UJomo Sono _____mele ibhola yaseMzantsi-Afrika phesheya.
- (b) UGeorge Thebe _____yintloko yeSANFA.
- (c) UMbanya _____dlalela iMorokaSwallows.
- (d) UKaizer Motaung _____ngomnye wabadlali abaphambili beOrlandoPirates.

9 Read the dialogue and answer the questions**USIPHO NOVUYANI BADIBANA BANCOKOLE**

USipho Molo, bhuti. Uzifihle phi? Ubuphi? Khange ndikubone ixesha elide.

UVuyani Mfondini, bendigula inyanga yonke.

USipho Awu! Ndilusizi. Ubhetele ngoku?

UVuyani Ewe, ndiphilile kwakhona kangangokuba ndiqale ukuphangela kwakhona namhlanje. Ukhe wambona uNomsa kutshanje? (*recently*)

USipho Hayi. Ndiva ukuba usesibhedlele.

UVuyani Uphethwe yintoni?

USipho Andiqinisekanga. Ingathi waba kwingozi. (*she was in an accident*)

UVuyani Awu! Ingozi enjani?

USipho Uyazi, uNomsa udla ngokubaleka. (*usually runs*) Ebeziqeqeshela i*Two Oceans*. Ngoku, kuthiwa wawa. Wophuka umlenze.

UVuyani Torhwana! Imbaleki enje ukuqaqamba. (*she's an outstanding athlete*) Ukwesiphi isibhedlele?

USipho Andazi.

UVuyani Ndiza kufowunela umyeni wakhe ukufumanisa (*find out about*) ngesibhedlele.

- (a) USipho udibana nabani?
- (b) Kutheni engambonanga uVuyani ixesha elide?
- (c) Akasebenzanga ixesha elingakanani uVuyani?
- (d) Abahlobo bathetha ngabani?

- (e) UNomsa udla ngokwenza ntoni?
- (f) Kutheni uNomsa esesibhedlele?
- (g) Kutheni uVuyani efuna ukufowunela umyeni kaNomsa?

10 Fill in the appropriate missing elements

- (a) UVuyani _____ funa ukufowunela umyeni _____mhlobo _____khe.
- (b) UVuyani _____ funa ukufowunela inkosikazi _____mhlobo _____khe.
- (c) UVuyani _____ funa ukufowunela abazali _____mhlobo _____khe.

11 Hobbies and pastimes

Read the following about hobbies and pastimes. Fill in the appropriate words and phrases from the list:

- (a) inabo nobuchule bokwenza izinto ngezandla, (b) abadlala imidlalo, (c) Lumphulaphula lubukele, (d) ukuphulaphula, (e) ubomi bangaphandle, (f) abaphila, ngomculo, (g) ukuqokelela, (h) nokubukela, (i) baqokelela and (j) ukufunda.

Bakho abantu abathanda (1) _____ izinto, umzekelo izitampu. Baneencwadi ekuthiwa zii-album, apho kukho izitampu ezininzi ezikhoyo ehlabathini. (*from all over the world*). Abantu abambalwa (2) _____ izinto zakudala, umzekelo ifanitsha (*furniture*) okanye imizobo (*paintings*).

Baninzi abantu abathanda (3) _____. Ngempela-veki banyuka iintaba, bayabaleka, bakhwela ibhayisekile, baqubha elwandle okanye emilanjani okanye bayaloba kuba bathanda ukutya iintlanzi.

Inkoliso (*most*) yabantu (4) _____ umzekelo initha iijezi, yaluka imilengalenga yodonga, ithunga iilokhwe, iyachwela, yenza izitya ngodongwe okanye isebenza egadini.

Uninzi (*many*) lwabantu luthanda (5) _____ kunomathotholo (6) _____ kumabona-kude imini yonke. (7) _____ iindaba, umculo, imidlalo eqhutywayo, (*serials, lit. plays which are continued*) iifilim, imidlalo enjengombhoxo, iqakamba, isoka njalo, njalo.

Baninzi abantu (8) _____, ngakumbi isoka, umbhoxo, neqakamba ezithandwa kakhulu.

Abanye abantu bathanda (9) _____ amaphephandaba neencwadi. Bathenga iincwadi okanye baboleka kwithala leencwadi (*from the library*).



Kukho abantu (10) _____. Bacula ekwayarini, badlala izikhaliso (*musical instruments*) umzekelo ipiyano okanye bayadanisa.


13 | Masiye kulaa restyu intsha!

Let's go to that new restaurant!

In this Unit you will learn how to:

- ask for a table for the appropriate number in your party
- ask for a particular table
- ask for a menu
- ask what dishes are recommended
- excuse yourself from the table
- comment on your food
- ask for the bill

Incoko

 After the cricket, Peter and Themba, Jenny and Thandi go to a recently opened restaurant specialising in traditional Xhosa fare.

Umphathi-werestyu Molweni. Namkelekile kwiZiko Lethu. Siyavuya kakhulu ukunibona! Ninjani?

UThemba Hayi, siphilile ngaphandle kokulamba! Ingaba unayo itafile yabantu abane?

Umphathi-werestyu Ngokuqinisekileyo! Ndilandeleni.

UThandi Ingaba singafumana itafile ngasefestileni?

Umphathi-werestyu Nantsi. Injani le?

UThandi Ilungile! Siyabulela.

They sit down.

Umphathi-werestyu Nalu uluhlu lokutya.

UThemba Ucebisa sithathe ntoni na? Yintoni isipeshali sanamhlanje?

Umphathi-werestyu Heke, kwizidlo zokuqala sinesonka samanzi.

- UJenny Oo! loo nto indikhumbuza ubuntwana bam efama! Ndiyasithanda kakhulu **isonka samanzi!**
- Umphathi-werestyu Nyhani, Nkosikazi! Nisuka phi?
- UJenny Ndakhulela efama emaXhoseni.
- Umphathi-werestyu Ndawoni?
- UJenny NgaseKomani.
- Umphathi-werestyu Oo, andiwazi loo mhlaba. Mna ndikhulele phesheya kweNciba. Heke, mandibalule **nomphokoqo, umngqusho, umfino, imutton stew nolusu.**
- UPeter Ndilibe, yintoni **umphokoqo** kanye?
- Umphathi-werestyu Ngumgubo wombona ophekiweyo.
- UPeter Oo, ewe, ndiyakhumbula ngoku.
- UJenny Ngowuphi **umfino** wakho?
- Umphathi-werestyu Sisipinatshi netswele. Ndinganizisela into yokusela elixa nikhetha into yokutya? Kunjani **ngomqombothi, amarhewu** okanye **utywala.**
- UThemba Masingcamleni zonke! Sizisele nebhottle yewayini. Ungayivula?
- Umphathi Ngokuqinisekileyo!

The restaurant owner comes back with the open bottle of wine and asks whether they are ready to order.

- Umphathi-werestyu Nilungele uku-odola? Senikhethile?
- UThemba Hayi, asikakhethi. Sisacinga.
- Umphathi-werestyu Kulungile, ndiza kubuya emva kwexeshana.
- UJenny Kanene, Mnumzana, liphi igumbi lokuhlambela?
- Umphathi-werestyu Ndilandele, ndiza kukubonisa.
- UJenny Enkosi. Ndixoleleni kancinci.
- Abanye Kulungile.

When Jenny comes back they order and after a while their meal arrives.

- Umphathi-werestyu Naku ukutya!
- UJenny Mm, kunuka mnandi! Kujongeka mnandi kanjalo!
- Umphathi-werestyu Heke, ndiyathemba ukuba niza konwabela ukutya kwenu!

They finish the meal.

- Umphathi-werestyu Ingaba nithe kamnandi?
- Abahlobo Kakhulu!
- UJenny Ndingathanda ukufumana iresiphi yakho **yomngqusho** ukuba asilohlebo?
- Umphathi-werestyu Ndiza kukucelela kumpheki.
- UJenny Ndiyabuyela.
- Umphathi-werestyu Heke, kunjani ngesimuncumuncu?
- Abahlobo Enkosi kakhulu kodwa sonke sanele!
- UThemba Singayifumana i-bill ngoku?
- Umphathi-werestyu **Utsho endodeni!**

Isigama

iziko	hearth	isipinatshi	spinach
itafle	table	itswele	onion
ngokuqinisekileyo	certainly	elixa	while
-landela	follow someone	-ngcamla	taste
uluhlu	menu	-odola	order
-cebisa	advise, recommend	asikakhethi	we haven't chosen yet
isipeshali	speciality	-cinga	think
-suka	come from (lit. to go out from)	igumbi lokuhlambela	bathroom
phesheya	on the other side of / beyond	ndixoleleni	would you excuse me?
kweNciba	the Kei River, i.e. Transkei	-onwabela	enjoy something
-balula	select, pick out	asilohlebo	it isn't a secret
umgubo	flour	ihlebo	a secret
umbona	maize	isimuncumuncu	dessert
-phekiweyo	cooked		(lit. something sweet)
		-anele / -onele	enough

IZIKO

ULUHLU LOKUTYA

Izidlo zokuqala

Inkoko zethanga ezojiwe
namandongomane

Isigezenga

Isonka samanzi

Umpokoqo

Isipheko Esikhulu

Idubhayi

Imithwane

Umngqusho

Umfino

Ithanga

Imifino

Ulusu

Umkhupha

Isimuncumuncu

Isaladi yeziqhamo
ne-ayisikhrim

Starters

Roasted pumpkin pips
and roasted groundnuts

Steamed green mealie balls

Soft freshly steamed bread

Crumbly mealie meal
porridge with sour milk

Main Course

Bean & Mealie Stew

Pumpkin Runner Stew

Samp & beans

Spinach & Onion Stew

Boiled Pumpkin

Stewed Greens

Tripe

Porridge of Maize & Beans
with Meat

Dessert

Fruit salad & ice cream

Cultural background

'I am very fond of this sour milk, which is known as *amasi* among the Xhosa people and is greatly prized as a healthy and nourishing food. It is very simple to make and merely involves letting the milk stand in the open air and curdle. It then becomes thick and sour rather like yogurt.'

(Nelson Rolihlahla Mandela, *Long walk to Freedom*, p. 266,
Randburg MacDonald Purnell, 1994)

Some traditional dishes (Izidlo zakwaNtu)

The most popular dish, in its numerous forms, is porridge: porridge made of sorghum – *amazimba* – (indigenous to Africa) and maize / mealie – *umbona*- (pl. *imimbona*) which was introduced to Southern Africa via Western and Central Africa from South America by Portuguese navigators. The word 'mealie' is derived from the Portuguese word for sorghum, 'milho' (cf. Renata Coetzee, *Funa*, Heinemann, Johannesburg, p. 66).

isidudu

thin mealie meal porridge (2,5 parts of water, 1 part of meal)

or

sweet milk porridge (1 part ground green mealies, 6 parts fresh sweet milk)

umqa

thick mealie meal porridge mixed with pumpkin (2 parts meal, 1 part water)

umphokoqo

crumbly mealie meal porridge (4 parts of meal, 1-2 parts of water)

CEREAL AND VEGETABLE MIXES

umqa wethanga / ingubela

1 medium pumpkin, 250 ml mealie meal

umxhaxha

5 parts pumpkin, 2 parts green mealies

umfino / umqubela / isigibane

greens and mealie meal

LEGUME DISHES

Umngqusho

samp (crushed maize) and beans

Umngqusho**Ingredients**

125 g beans, soaked overnight
 125 g samp, soaked overnight
 500 g brisket, cut into cubes
 1 onion, chopped
 2 tomatoes, chopped
 1 green pepper, chopped
 salt, pepper, lemon juice to taste

Method

Cook the beans and samp for approx. 3 hours. Brown meat and onion, add salt, pepper and water to cover and simmer until almost done. Add onion, tomato and green pepper and simmer till the ingredients are cooked. Mix with the *umngqusho*, add lemon juice to taste, heat through and serve.

(Renata Coetzee, Funa, p. 159)

ooo0ooo

'Ukutywa kwethu thina maXhosa ngumbona esithi siwenze umngqusho, isidudu, isonka, amarhewu, utywala ukanti abakwaZulu bathanda irayisi kakhulu. [...] Kwezinye indawo yenziwa ngumgubo wamazimba.'

(K.S. Bongela; *IPhulo*, Maskew Miller Longman, 1977)

ooo0ooo

'This same veld offered grazing for our livestock and yielded *umfino*, wild spinach, to our mothers, in rich variety [...]

I do not remember ever being desperately hungry as a child. No. There was always more than enough to eat. New mealies cooked on the cob, dry mealies cooked with beans, mealies roasted, mealies stamped and broken into bits, mealies crushed and ground to powder; pumpkin as vegetable, pumpkin mixed with mealie-meal, other squash, eggs, fruit, sour milk, milk fresh foamy warm, straight from the udder; garden vegetable, wild vegetable, *amazimba*, and a host of other delectable eatables. Such variety; such ready availability.'

(Sindiwe Magona, *To My Children's Children*,
 David Philip Publishers, 1990)

How to ...**Ask for a table for the appropriate number in your party**

Unayo itafile yabantu ababini / abathathu / abane / abahlanu?
 Singafumana itafile yabantu abane?

Ask for a particular table

Singafumana itafile ngasefestileni?

Ask for a menu

Singafumana uluhlu lokutya / imenyu?
 Singafumana uluhlu lokusela?

Ask what is recommended / special

Ubalula ntoni?
 Ucebisa ntoni?
 Ucebisa sikhetho ntoni na?
 Yintoni isipeshali sanamhlanje?
 Unesidlo esisodwa namhlanje?

Excuse yourself from the table

Ndixolele kancinci.

Comment on your food

Kujongeka mnandi.
 Kunuka mnandi.
 Kumnandi.

Ask for the bill

Singayifumana i-bill?

How it works

1 Two nouns in possessive relationship in many words to do with food, having meals, etc.

<i>inyama yenkomo</i>	beef (lit. meat of cow)
<i>inyama yegusha</i>	mutton / lamb (lit. meat of sheep)
<i>inyama yenkuku</i>	chicken (lit. meat of chicken)
<i>inyama yehagu</i>	pork (lit. meat of hog)
<i>ukutya kwaselwandle</i>	sea food (lit. food of the sea)
<i>isuphu yenkuku</i>	chicken soup
<i>isuphu yetumato</i>	tomato soup
<i>isonka samasi</i>	cheese (lit. bread of sour milk)
<i>isidlo sakusasa</i>	breakfast (lit. meal of early morning)
<i>isidlo sasemini</i>	lunch (lit. meal of midday)
<i>isidlo sangokuhlwa</i>	dinner, supper (lit. meal of the evening)
<i>igumbi lokutyela</i> (<i>indlu yokutyela</i>)	dining room (lit. room of eating (for))
<i>itafile yokutyela</i>	dinner table
<i>ilaphu letafile</i>	tablecloth
<i>uluhlu lweziselo</i>	beverages
<i>uluhlu lwewayini</i>	wine list

2 More about verbal extensions

The causative infix '-z-' instead of '-is-' (cf. Unit 4.6) is used in the following verbs ending in '-la':

Ndiyakhumbula ngoku.	I remember now.
Indikhumbuza ubuntwana bam.	It reminds me of my childhood. (lit. it makes me remember)
Khathalela impilo yakho.	Care for your health.
Musa ukuzikhathaza.	You must not worry (yourself) .
Ndiza kuphumla ixeshana.	I'm going to rest for a while.
Ziphumze ixeshana.	Rest (yourself) for a while.

The stative or neuter infix '-ek-'

This infix indicates a state or condition without referring to the agent causing that condition similar to the passive voice. The English equivalent would be 'be (do) -able' or 'can be' (done):

Iyavuleka le festile?	Is this window openable?
	Can this window be opened?
Ifumaneka lula inyama?	Is meat readily obtainable?
-thanda love	-tya eat
-thandwa be loved	-tyiwa be eaten
-thandeka be lovable	-tyeka be edible
-funda read	-funa need / want
-fundwa be read	-funwa be wanted
-fundeka be legible	-funeka be desirable

There are a number of verbal forms ending in '-ekile' which correspond to English 'to be' + adjectives (cf. Unit 5.6):

Ndiqinisekile.	I am certain .
Ndixakekile.	I am busy .
Sikhululekile.	We are free .
Kubalulekile.	It is important .

In some instances, verbs with '-ek (ile)' or '-w-' seem to be interchangeable:

Kushiyeka ukutya okuninzi.
Kushiywe ukutya okuninzi.
(Much food is **left over**.)

'jongeka' < 'jonga' (< 'look') is literally translated as 'looked at as':

Kujongeka mnandi.

3 Infix '-ka'- with verb in the negative = 'not yet'

Asikakhethi.	We haven't chosen yet .
Andikazi.	I don't know yet .
Asityi ilanga lingekatshoni.	We don't eat before sunset. (lit. before the sun has not yet gone down)
Andikalifumani ixesha lokuphumla.	I have not yet found time to rest.

'Ukuba akukayi
emaMpondomiseni
mfundi, akukawaboni
amaAfrikakazi amahle.'
(A.C. Jordan)

If you **have not yet** been to the
land of the Mpondomise,
reader, you have **not yet** seen
beautiful African women.

How to apply it

1 Give the negative

- Ukutya kumnandi.
- Ndinambitha (*enjoy*) ukutya.
- Isonka sinencasa.
- Ndithanda inyama.

2 Answer the question 'How are you?' in a typical Xhosa way

Remember, this involves saying something along the lines of 'I am well except for ...'.

- Ndiphilile ngaphandle _____ (being very hungry).
- _____ (being very thirsty).
- _____ (the work).
- _____ (the weather).
- _____ (too much studying).

3 Give the opposite description

- Imifuno mitsha kakhulu: _____
- Ii-apile zimuncu (sour): _____
- Isuphu inetyuwa kakhulu: _____
- Ndithanda isonka esimdaka: _____
- Ndikhetha ukusela iwayini ebomvu: _____
- Iitapile zishushu: _____

4 Ask

- Do you have a table for two? _____
- Do you have a table for three? _____
- Do you have a table for four? _____
- Do you have a table for five? _____

5 Ask the waiter

- whether you can sit outside _____
- to bring the menu _____
- whether you can order now _____
- whether you can have red wine _____
- whether you can have vegetables / fruit _____

6 Ask the waiter for something

(Start the sentence off by saying 'Ndingafumana':)

- another slice of bread _____
- another beer _____
- another fork _____
- another knife (imela) _____
- another spoon _____
- another teaspoon _____
- another plate (ipleyiti) _____
- another cup of tea _____

7 English equivalents

You know that 'igumbi lokutyela' means 'dining room'. Can you guess the English equivalent of:

- igumbi lokulala _____
- igumbi lokuhlala _____
- igumbi lokufundela _____

8 Match these Xhosalised words with the original Xhosa

- | | | |
|---|-------------|---|
| 1 | ibhlakfesi | (a) isonka samasi |
| 2 | ilantshi | (b) uluhlu lokutya |
| 3 | idinala | (c) indlu yangasese (lit. house of privacy) |
| 4 | imenyu | (d) igumbi lokuhlambela |
| 5 | itshizi | (e) isidlo sakusasa |
| 6 | ibhafrum | (f) isidlo sangokuhlwa |
| 7 | ithoyilethi | (g) isidlo sasemini |

9 You are asked what you would like

- (a) **for breakfast.** Say that you would like:
porridge; two slices of brown (lit. dark) bread; a soft-boiled (-thambileyo) egg; butter and jam (ijam).
- _____
- _____
- (b) **for lunch.** Say that you would like:
cold meat, salad (isaladi), a slice of white bread and a slice of cheese.
- _____
- _____
- (c) **for supper.** Say that you would like:
lamb, potatoes, vegetables, fruit.
- _____
- _____

10 List all the vegetables you will need to make the soup

Izithako zokupheka

500g yesuphu yenyama	1 ikomityi yeembotyi zeswekile
yenkomo	1 itoti yesuphu yetumato okanye
1 itswele elikhulu	isuphu yemifuno
3 iikomityi zeminqathe	½ ikomityi yerhasi
1 ikomityi yeembotyi ezintsha	intwana yetyuwa yegaliki
1 icephe letyuwa	2 iitispuni zepasili
½ itispuni yepepile	3 iitapile
1 ikomityi yee-ertyisi	

imifuno	vegetables	iimbotyi ezintsha	green beans	irhasi	barley
iminqathe	carrots	iertyisi	peas		

11 Read the dialogue and answer the questions

- Umncedisi Molo, ndingakunceda ngantoni?
 UThandi Mm, iziqhamo zakho zijongeka zintle.
 Umncedisi Zitsha *krebhe*, Nkosikazi, ndiziphuthume ngokwam namhlanje ekuseni. Enye into, zitshiphu *bhe*!

- UThandi Ndiza kwenza isaladi yeziqhamo. Ndifuna ama-apile, amapere, ipayina, ii-orenji, iipesika neebhanana. Ezi bhanana ziseluhlaza. Unazo ezivuthiweyo?
- Umncedisi Nazi ezivuthiweyo, Nkosikazi.
- UThandi Enkosi. Iivatala zijongeka mnandi. Zidla malini?
- Umncedisi Zidla R7.00 Zimnandi zinamanzi kakhulu. Kunjani ngokungcamla?
- UThandi Enkosi. Ingantle loo nto. Mm, imnandi kakhulu. Ndiophe enkulu leya.
- Umncedisi Kunjani ngamakhiwane neediliya?
- UThandi Hayi, Mnumzana. Ezi ziqhamo zanele.
- Umncedisi Kulungile.
- (a) Kutheni uThandi efuna ukuthenga iziqhamo?
 (b) Uthenga eziphi iziqhamo?
 (c) Zinjani iibhanana?
 (d) Injani ivatala?
 (e) Idla malini ivatala?
 (f) UThandi akathengi ziphi ziqhamo?

iziqhamo	fruit	ipere (ama-)	pear
ivatala (ii-)	watermelon	-tsha <i>krebhe</i>	very fresh
i-apile (ama-)	apple	-ngokwam	myself
idiliya (ii-)	grape	-phuthuma	fetch
ikhiwane (ama-)	fig	-tshiphu <i>bhe</i>	very cheap
ipayina (ii-)	pineapple	-vuthiweyo	ripe
i-orenji (ii-)	orange	-dla malini?	cost how much?
ipesika (ii-)	peach	-namanzi	juicy

12 A friend is helping you prepare a meal. Tell her/him what to do:

- (a) Please wash (-hlamba) the potatoes.
 (b) Don't take the big potatoes, take the small ones.
 (c) Peel (-chuba) two onions and an apple.
 (d) Chop (-nqunqa) the onions and the pumpkin.
 (e) Grate (-tshweza) the carrots.
 (f) Wash the lettuce (iletisi) leaves and the tomatoes.
 (g) Bring some dishes (izitya).

- (h) They are in the cupboard (ikhabhathi) above the sink (isinki).
 (i) Open the tin.
 (j) Open this one as well.
 (k) Please set (-lungisa) the table.

13 Writing an invitation

Try to write the appropriate invitation that would have elicited the following answer:

Nomsa othandekayo,

Ndiyabulela kakhulu ngencwadi yakho nangokundimema. Kuza kuba mnandi ukutya isidlo sangokuhlwa nawe. Ndiyazi ukuba ungumpheki wenene ngakumbi kwizidlo zakwaNtu.

Sobonana ngoMgqibelo ke. Undibulisele kubazali bakho.

Bayeza na nabo ekhayeni lakho ngoMgqibelo?

Ngolukhulu uthando Nomvuyo.



NEW AFRICAN CUISINE. Traditional dishes with a modern twist is what party people get when they hire the catering services of **Ubusuku Be-Afrika!** If you are planning a real African party, they will bring along a praise singer, sangoma, artists and a township band to dinner. *Cape Times, 23/10/98.*

14 Ukuthenga impahla nezinto yinto zakwaNtu zesiNtu

Buying clothes and various African arts and crafts

In this unit you will learn how to:

- marvel at something
- discuss size
- ask about colour preference
- compliment someone on their appearance
- discuss price
- say something fits well
- offer a discount
- ask what payment is acceptable
- make more comparisons

Incoko

Peter and Jenny want to buy some Xhosa handicrafts and traditional clothes.

- UJenny Tyhini! Khawujonge nje zonke ezi zinto zintle! Iinkukho ezolukiweyo, imilengalenga yodonga, izinto zodongwe, iingobozi nenye impahla. Kuza kuba nzima ukukhetha!
- UMncedisi Molweni, ndinganinceda?
- UJenny Inene, ivenkile yakho intle kakhulu! Ndiyazi, ndiza kuchitha imali eninzi namhlanje!
- UMncedisi Enkosi kakhulu. Ningathanda ukujonga kuqala?
- UJenny Ingantle loo.
- UMncedisi Ndibizeni ukuba nifuna uncedo okanye nifuna ukwazi nto.
- UJenny Kulungile, Nkosikazi. Mna, ndingathanda ukuqala ngokujonga iilokhwe nemibhinqo.
- UPeter Lo ngumlengalenga wodonga phaya koluya donga, mhle, Nkosikazi.
- UMncedisi Owuphi, Mnumzana?

- UPeter Lo ubonisa umfazi otshaya inqawa. Wenziwa phi?
 UMncedisi Wenziwa ngabafazi bale ndawo.
 UPeter Yimalini, nkosikazi?
 UMncedisi Ngelishwa le milengalenga yodonga idla imali eninzi kule mihla kuba kaloku yolukwe ngesandla yaye yeyoboya beseyibhokwe.
 UPeter Ndiyeva.

Jenny emerges from the changing room.

- UMncedisi Mm! Ufanelekile, Nkosikazi! Intle kakhulu loo lokhwe! Iyakufanela kunjalo nje!
 UJenny Ewe, kodwa ngathi inobuncinci. Nceda, Nkosikazi, ndiphathele enye enkulu kunale.
 UMncedisi Kulungile, ndiza kubona. Eyiphi isayizi?
 UJenny U36.
 UMsebenzi Ungathanda owuphi umbala?
 UJenny Yiza nelubhelu okanye ebomvu.

The assistant returns with a bigger size.

- UMncedisi Ngelishwa sinemhlophe nentsundu neluhlaza kuphela kwisayizi yakho, Nkosikazi.
 UJenny Kulungile ke, ndiza kulinganisa le intsundu.
 UJenny Heke, indilingana *twatse*! Ndiza kuyithenga! Idla malini, Nkosikazi?
 UMncedisi Ukuba uthenga ilokhwe nombhinqo ndingalihlisa ixabiso. Ziza kudla R225 zombini.
 UJenny Kulungile. Ndiza kuzithenga zombini kodwa andiqinisekanga ukuba ndinemali eyaneleyo. Uyalamkela ikhadi?
 UMncedisi Sukuxhala, Nkosikazi. Samkela imali, itsheki nekhadi.
 UJenny Kulungile kuba ndisafuna ukuthenga nezinye izinto njengezodongwe neengobozi, ngakumbi namaso.
 UMncedisi Utsho ukuthi izihombiso-mzimba ezenziwe ngeentsimbi. Amaso makhulu kuneentsimbi, Nkosikazi!
 UJenny Kakade! Ndilibe!
 UMncedisi Ufuna ntsimbi zini? Ezomqala okanye ezengalo? Uyazithanda zona ezamaqatha?
 UJenny Yho! Zonke zintle kakhulu! Kwakhona kuza kuba nzima kum ukukhetha! Jonga yonke le mibala ngemibala!
 UMncedisi Kulungile, Nkosikazi, thatha ixesha lakho!

Isigama

tyhini!	gosh!	ufanelekile	you look very smart (lit. it becomes you)
linkukho	mats		
-olukiweyo	woven	iyakufanela	it suits you
imilengalenga	hangings	inobuncinci	it's small
udonga	wall	-phathele	bring (for)
izinto zodongwe	pottery (lit. things of clay)	eyiphi isayizi?	which size?
		owuphi umbala?	which colour?
ilingobozi	baskets	-linganisa	try on
nenye impahla	and other goods	-lingana <i>twatse</i>	fit <i>perfectly</i>
-chitha	spend (also, waste)	-hlisa / -ghlisa	reduce
uncedo	help	ixabiso	price
iilokhwe	dresses	zombini	both
imbhinqo	skirts	-amkela	accept
owuphi?	which one?	itsheki	cheque
umfazi	woman	amaso	big beads
-tshaya	smoke	utsho ukuthi	you mean
inqawa	pipe	izihombiso-mzimba	jewellery made from
yimalini?	how much is it? (lit. it is what money?)	enzenziwe ngeentsimbi	beads
		-khulu ku-	bigger than
-dla	cost (lit. eat)	iintsimbi	smaller beads
uboya	wool	ntsimbi zini?	what kind of beads
yeyoboya	it is of the wool	ezomqala (of the neck)	necklace
beseyibhokhwe	being of goats, i.e. mohair	ezengalo (of the arm)	bracelet
		ezamaqatha (of the ankles)	anklets
ibhokhwe	goat		

How to ...

Marvel at something

Tyhini! **Khawujonge** nje zonke *ezi zinto zintle!*
Jonga yonke le mibala ngemibala!

Discuss size

Eyiphi isayizi?
 Ngathi **inobuncinci / inobukhulu.**
Ndiphathele enye enkulu kunale / enye encinci kunale.

Ask about colour preference

Owuphi umbala?
Eliphi ibala?

Compliment someone on their appearance

Ufanelekile!
Intle kakhulu loo lokhwe! Iyakufanela kunjalo nje!

Say something fits well


Ilingana *twatse* leyo!

Offer a discount

Ndingalihlisa ixabiso.

Ask what payment is acceptable

Uya/amkela ikhadi?



How it works

1 Superlative and comparison

In Unit 9.4, you were introduced to the **superlative pronoun**:

<i>oyena mntu ulungileyo</i>	the best person
<i>elona xesha lilungileyo</i>	the best time
<i>eyona nto / ndawo ilungileyo</i>	the best thing / place, etc.

Another way of expressing the **superlative** is by using **kuna-** + emphatic pronoun + **-onke**:

Ukhuthele kunabo bonke .	He / she is the most diligent of them all .
Intle le lokhwe kunazo zonke .	This is the nicest dress of them all .

You can also express it with **ngaphezu kwa-** + **-onke**:

Ndithanda le milengalenga yodonga ngaphezu kwento yonke .	I like these wall hangings best of all (things).
--	---

You can make **comparisons** by using '**kuna-**' = '**... than**':

Ilokhwe ebomvu inkulu kunelokhwe emhlophe .	The red dress is bigger than the white one.
Loo lokhwe inkulu kunale .	That dress is bigger than this.
Iingxowa yakho inkulu kunengxowa yam .	Your bag is bigger than my bag.
Eyakho inkulu kuneyam .	Yours is bigger than mine.
Wena unemali eninzi kunam .	You have more money than me (I do).
UJenny unemali eninzi kunoPeter .	Jenny has more money than Peter.
Uchitha imali eninzi kunaye .	She spends more money than he does.

Another way of expressing comparison is by using '**ngaphezu kwa-**' = '**more ... than**':

Ilokhwe entsundu idulu ngaphezu kwelokhwe ebomvu .	The brown dress is more expensive than the red one.
UJenny uchithe imali eninzi ngaphezu koPeter .	Jenny spends more money than Peter.

Sahamba **ngaphezu kweeveki** ezimbini. We travelled for **more than** two weeks.

You can also use ‘-ngcono kuna-’ = ‘**better than**’:

Lo mgaqo **ungcono kunalowo**. This road is **better than** that (road).

‘**njenga-**’ is used for an **equal** comparison ‘**as ... as**’:

Ilokhw e bomvu **idulu njengemhlophe**. The red dress is **as expensive as** the white one.

Loo lokhw e **idulu njengale**. That dress is **as expensive as** this (one).

Ixesha lam linexabiso **njengexesha lakho**. My time is **as precious as** your time.

Ixesha lam linexabiso **njengelakho**. My time is **as precious as yours**.

Unemali **eninzi njengam**. You have **as much** money as me (I do).

UJenny unomsebenzi **ominzi njengoPeter**. Jenny has **as much** work as Peter.

Usebenza kakhulu **njengaye**. She works **as much** as he does.

To express ‘**a few more**’ you can use ‘-nye’:

Kufuneka ndithenge **ezinye izipho**. I need to buy **a few more** gifts.

To express ‘**as soon as**’ ‘-kangangoko’ is used:

Yiza kamsinya **kangangoko unakho**. Come **as soon as** you can.

2 Various ways of expressing ‘much’

kakhulu (adverb) very / **much** / very much
Ndiyayithanda **kakhulu**. I like it very **much**.

gqitha very / **too much** / so
Inencasa **gqitha!** It’s **too** delicious!

kangaka / kangako so much
Hayi sukuthetha **kangaka!** Don’t talk so **much!**

kangangoko as much as
Thenga **kangangoko unakho**. Buy **as much as** you can.

-ngakanani na? how much?
Ufuna imali **engakanani?** How **much** money do you need?

kangangokuba (conjunction) so much so that
Usithetha njengomXhosa She speaks it (Xhosa) like a Xhosa
isiXhosa **kangangokuba** so much so that she teaches it.
uyasifundisa.

-ninzi (adjective) much
Ufuna imali **eninzi?** Do you need **much** money?

3 The Xhosa equivalent of English ‘both’ (of)

The corresponding forms for the 1st and 2nd person plural are:

sobabini both of us
nobabini both of you
bobabini both of them

The corresponding forms for the noun classes (obviously only the plural classes) are:

yomibini imilengalenga both curtains
omabini amacici both earrings
zozibini izandla both hands
zombini izinto both things

Note: An expression often heard when saying thank you: Ndibamba ngazo **zozibini**. (lit. I hold with **both** (hands).)

From the last set of examples you will see that these forms consist of class concord + o + adjectival concord + numeral stem -bini:

s- + o- + *ba-* + -bini: **sobabini**
b- + o + *ba-* + -bini: **bobabini**

To express, for example, ‘the **three of us**, the **four of you**, the **five of them**’, etc., **numeral stems 3–6** (adjectives) are used in the same way:

sobathathu the **three of us** **nobane** the **four of you**
bobahlanu the **five of them** **omathandathu** the **six of them**
(*abantwana*) (*amadoda*)

4 More possessive adjectives

In Unit 2.8, you learnt that the **possessive adjectives** of the 1st and 2nd persons (s. and pl.), i.e. 'my'; 'our'; 'your' follow the nouns to which they refer and consist of **two parts** (**possessive concord** representing 'of' which changes according to the noun possessed and a **second element** which does not change):

<i>umsebenzi wam</i>	<i>ikhaya lam</i>	<i>imali yam</i>
<i>umsebenzi wethu</i>	<i>ikhaya lethu</i>	<i>imali yethu</i>
<i>umsebenzi wakho</i>	<i>ikhaya lakho</i>	<i>imali yakho</i>
<i>umsebenzi wenu</i>	<i>ikhaya lenu</i>	<i>imali yenu</i>

The formation of **possessive adjectives** of the 3rd person (s. and pl.) 'his' / 'her' 'its' / 'their' is quite simple when 'his' / 'her' 'its' refer to nouns of Classes 1/1a and 'their' refers to nouns of Classes 2/2a:

'his / her / its'

<i>umsebenzi wakhe</i>	<i>ikhaya lakhe</i>	<i>ubuso bakhe</i>
(her work e.g. <i>umongikazi</i>)	(his home e.g. <i>UThemba</i>)	(its face e.g. <i>unopopi</i>)

'their'

Kulunge kakhulu ukufunda iilwimi zabanye abantu kuba ngaloo ndlela umntu uzuza ulwazi <u>ngemo-ntlalo yabo*</u> <u>nezithethe zabo*</u> nokuba bangabantu abaluhlobo luni na.	It is very good to learn the languages of other people because in that way a person gains knowledge of their way of life and their customs and what sort of people they are.
--	---

*< emphatic pronoun 'bona' minus 'na' referring to 'abantu'.

→ cf. Unit 9.3.

However, when it comes to formulating the **possessive adjective** referring to nouns of **other classes** it is a little more challenging because of the many possible combinations of **possessive concord** and **emphatic pronoun**.

Do you remember the idiom 'Indlovu ayisindwa ngumboko wayo'. (lit. The **elephant** is not burdened by **its trunk**) i.e. No-one ever finds his natural responsibilities too burdensome:

<i>wa-</i>	is the possessive concord of 'umboko' (Class 3)
<i>-yo</i>	< emphatic pronoun referring to 'indlovu' (Class 9)

5 Possessive pronouns 'mine', 'yours', etc.

The **possessive pronouns** are formed by prefixing *a-*, *e-* or *o-* to the **possessive adjectives** (cf. Unit 2.8):

Mine	Yours	Ours	(Referring to)
<i>owam</i>	<i>owakho</i>	<i>owethu</i>	(<i>unyana / umbhinqo</i>)
<i>abam</i>	<i>abakho</i>	<i>abethu</i>	(<i>abantwana</i>)
<i>eyam</i>	<i>eyam</i>	<i>eyethu</i>	(<i>imibhinqo</i>)
<i>elam</i>	<i>elakho</i>	<i>elethu</i>	(<i>ikhadi</i>)
<i>awam</i>	<i>awakho</i>	<i>awethu</i>	(<i>amakhadi</i>)
<i>esam</i>	<i>esakho</i>	<i>esethu</i>	(<i>isandla</i>)
<i>ezam</i>	<i>ezakho</i>	<i>ezethu</i>	(<i>izandla</i>)
<i>eyam</i>	<i>eyakho</i>	<i>eyethu</i>	(<i>ilokhwe</i>)
<i>ezam</i>	<i>ezakho</i>	<i>ezethu</i>	(<i>ilokhwe</i>)

In the same way you can form:

<i>owenu</i>	yours (pl.)
<i>owakhe</i>	his / hers
<i>owabo</i>	theirs

6 More about ideophones (izifanekisozwi)

You were first introduced to this distinctive feature of the Xhosa language in Unit 5. **Ideophones** occur not only in the spoken but also in the written language. They can be used to emphasise intensity of colour and are often onomatopoeic to indicate movement, action, state, sound, etc. They are mainly used with the verb 'ukuthi' which has no meaning of its own but simply marks the mood (i.e. indicative, imperative, subjunctive, participial), tense, person, class, number, positive or negative of the predicate, while the **ideophone** carries the **meaning**:

<i>ukuthi tu</i>	be silent	<i>Yithi tu!</i>
<i>ukuthi shwaka</i>	disappear	<i>Ilanga lith shwaka!</i>
<i>ukuthi cwaka</i>	calm down	<i>Umoya wathi cwaka.</i>
<i>ukuthi thu</i>	appear suddenly	<i>Kwathi thu amafu.</i>
<i>ukuthi hlasi</i>	grab	<i>Wajika wamthi hlasi.</i>
<i>ukuthi vu</i>	sit down	<i>Ndixakeke andinaxesha</i> <i>lokuthi vu.</i>
<i>ukuthi ncwaba</i>	lie very still	<i>Lala uthi ncwaba.</i>

Ideophones also occur with other verbs in which case the verb retains its original meaning while the **ideophone** functions as an **adverb**:

-bheka ngqo	go straight	Bheka ngqo endleleni.
-buya ngqo	come straight back	<i>Ababuyanga ngqo.</i>
-thetha ngqo	talk straight out	Thethani ngqo.
-ma nkqo	stand up straight	<i>Yima nkqo!</i>
-funda nkqi	learn quickly	<i>Abantwana bafunda nkqi.</i>
-lala yoyi	fall fast asleep	<i>Walala yoyi.</i>
-phila qete	completely well	<i>Ndiphile qete ngoku.</i>

Ideophones also occur with **descriptives** other than colours:

Iziqhamo zitsha *krebhe!*
Iziqhamo zitshiphu *bhe!*

→ cf. Unit 13.

Some **ideophones** function as adverbs:

<i>gqitha</i>	very / too much	<i>Intle gqitha le lokhwe!</i>
<i>mpela</i>	at all	<i>Andiphilanga mpela.</i>
<i>qha</i>	only	<i>Ndifuna ilokhwe enye qha.</i>
<i>qho</i>	continually	<i>Imvula ina qho namhlanje.</i>
<i>tu</i>	at all	<i>Andilalanga tu phezolo (last night).</i>
	absolutely	<i>Kuthe cwaka tu.</i>
	completely	<i>(It is absolutely silent.)</i>
		<i>I-emele izele ithi tu ngamanzi.</i>
		<i>(The bucket is completely full of water.)</i>

Another **ideophone** for expressing 'completely' is '*shici*' used mostly in the sense of 'to forget *completely*':

Ithe <i>shici</i> kum.	I had <i>completely</i> forgotten.
Enkosi ngokundikhumbuza sendilibele <i>shici</i> .	Thanks for reminding me , I had <i>completely</i> forgotten.

Ideophones can be used in many contexts to express:

temperature

<i>futhu</i>	very warm / excited
Lithi <i>futhu</i> kwelanga!	It is very <i>warm!</i>
<i>ceke</i>	icy (cold)
La manzi abanda <i>ceke!</i>	This water is <i>icy!</i>

state of mind

<i>nqa</i>	astonishment
Ndithe <i>nqa!</i>	I was <i>astonished!</i>
<i>qabu</i>	be relieved
Ndithe <i>qabu!</i>	I was very <i>relieved!</i>

sudden appearance / disappearance

<i>gqi</i>	sudden appearance
Uthe <i>gqi!</i>	He appeared <i>unexpectedly!</i>
<i>shwaka</i>	sudden disappearance
Ilanga lithe <i>shwaka.</i>	The sun <i>suddenly disappeared.</i>
<i>thu</i>	sudden appearance
Wathi <i>thu!</i>	He <i>suddenly appeared!</i>

positions and directions

<i>zwi</i>	stretched out
Naba <i>zwi!</i>	Lie <i>stretched out!</i>
<i>nkqo</i>	straight up
Yima <i>nkqo!</i>	Stand up <i>straight!</i>

The vividness of **ideophones** is well illustrated when you compare the following two sentences. They describe someone running into a house, grabbing a child, running out to a car, getting into it and leaving:

Wabaleka wangena endlwini wathatha umntwana waphuma ebaleka wangena emotweni wahamba.	Wabaleka <i>dyulukudu</i> endlwini, <i>hlasi</i> umntwana, <i>gqi</i> phandle, <i>ngqe</i> , <i>khatha</i> emotweni, <i>watsala!</i>
---	--

Some **ideophones** taken from **Sindiwe Magona's** autobiography *Kubantwana Babantwana Bam* (Cape Town, David Philip, 1995):

'UMhla weNkosi yayingumhla onocoselelo; uthe <i>tse</i> yaya ungakhululanga konke. (p.26) Thina babengazange baya <i>nkqu</i> kuTsolo.' (p.28)	The Day of the Lord was a careful day; <i>correct</i> (straight) and thoroughly ill at ease. We had not <i>even</i> been to Tsolo.
'Ngomhla weKrisimesi wonk' umntwana wayenxiba impahla yeKrisimesi, intsha <i>kraca</i> ...' (p.75)	On Christmas Day every child wore <i>brand</i> new 'Christmas clothes'.

'Wandithela *thsuphe* ubawo ngonobangela wengxaki endandikuyo.' (p. 8)

'*Hebhu hebhu* uThembeka, kungekudala *phekhethe*. [...] Naba bantwana basekhaya *yoyi, yoyi, yoyi, cum.*' (p. 236)

'Lee *thaa* kum ithamsanqa elikhulu elilelam.' (p. 237)

Father began *hinting* at what was at the root of my problem.

Thembeka *slowly dozed* off till finally she *was out* like a candle One by one, *off, off, off* they went until they too *were out*.

My exceeding good fortune began to *dawn* on me. (lit. It *became clear* to me the great fortune which was mine.)

Cultural background

Beadwork


Beadwork is an integral part of traditional Nguni dress. Before the introduction of glass beads (probably first obtained from Portuguese explorers and traders) natural material was used (and still is): ostrich egg shells, seeds, horn, etc. Decorating with beads has a purpose far beyond mere ornamentation and 'dressing up'. It is also the outward sign of relationships between people, their status in society, their age group as well as the ritual status or spiritual power of the wearer. Messages were often transmitted through the use of various colours, colour combinations and motifs, (peculiar to different regions), e.g. the small rectangular 'love letters' (*amaphico*) made by teenage girls to indicate their love for a young man.

Traditionally, young girls and women made beadwork with a particular wearer in mind, but also for themselves and other women. Highly prized items of beadwork were handed down from mother to daughter or were made by mothers for daughters. Apart from necklaces, bracelets and anklets they also made aprons, collars, headbands and belts.

Necklaces with many strings of beads, *izidanga*, were usually worn by chiefs and senior men on ceremonial occasions. The beaded collar worn by Nelson Mandela in this famous picture and the one worn by US vice-president Al Gore when he was granted the honorary mayorship of Crossroads, Cape Town in June 1997, are called *amathumbu* or *amacangqi*.



Nelson Mandela
(Courtesy: Mayibuye Centre)



amathumbu
(National Gallery)



Al Gore (Cape Times
09/06/98)

Much of the beadwork produced today caters for the tourist trade. This market has led to changes in design, colours and colour combinations. 'The sale of beadwork to strangers has meant that a greater emphasis is placed on its commercial value than on its symbolic meaning.' (South African National Gallery 10/93)



Beads are also an integral part of the traditional healer's dress.

(Cape Argus, 15/01/97)

How to apply it

1 Complete questions appropriately

Complete the following questions which you might ask a shopkeeper by filling in the missing object concords:

- Ndinga ___ fumana phi amacici?
- Ndinga ___ fumana phi iingobozi?
- Ndinga ___ fumana phi imibhinqo?
- Uya ___ thengisa iminqwazi? (*hats*)
- Uya ___ thengisa izinxibo zakwaNtu?

2 A shop assistant needs to know 'which'

- (a) Ufuna _____ umbala?
 (b) Ufuna _____ isayizi?
 (c) Ufuna _____ izihombiso-mzimba?
 (d) Ufuna _____ ingobozi?
 (e) Ufuna _____ amacici?

3 Read the text and answer the questions

EZAKWANTU

Nantoni na eyenziwe ngeentsimbi Siziincutshe zezakwaNtu

Sithengisa iimpahla, oonopopi, iinqawa, iingxowa, imilengalenga yodonga, iimagi ezihonjiswe ngeentsimbi, amatsheyini eendondo, iintsimbi zomqala, ezengalo, ezamaqatha njalo, njalo.

Kuphela sifowunele: Siza kukwenzela zonke izinto ngakumbi ezeentsimbi okanye ke ngaphandle kweentsimbi!

- (a) What kind of text is it?
 (b) What is the active form of '-honjiswa'?
 (c) Fill in the correct form of the possessives:
 ixabiso ___ nopopi; ixabiso ___ nqawa (pl.);
 ixabiso ___ ngxowa
 (d) There are two nouns adopted from English. What are they?

4 Read the dialogue and answer the questions

(You might need to consult the Xhosa-English vocabulary.)

- A Molo, Nkosikazi. Uthengise izinxibo zakwaNtu na?
 B Hayi, ndilusizi, ziphelile. Ndizithengise kakhulu. Zifunwa gqitha kule mihla.
 A Uyazi uza kuzifumana nini kwakhona?
 B Ngelishwa andazi. Mhlawumbi kule nyanga izayo.
 A Andizi kuba kho kule nyanga izayo. Ndiza kubuyela apha kulo nyaka uzayo. Andihlali apha.
 B Uvela phi?
 A Ndivela eKapa.
 B Oo ndiyabona. Mhlawumbi kukho enye into oyingwenelayo? Sinazo izihombiso-mzimba ezihle zakwaNtu. Sikwanazo neentlobo ngeentlobo zeengobozi ezintle.
 A Ndifuna iingobozi, enye enkulu nenyencinci noko.

- B Yiza ngapha ukhethhe.
 A Ndiyasithanda kakhulu isihombo sale, kodwa inzima inkulu gqitha. Andinakuyiphatha.
 B Uyithanda njani le?
 A Intle. Ikhaphukhaphu. Ndifuna le. Yimalini?
 B Yi-R250.00.
 A Yhu, idulu kakhulu. Undibiza ixabiso eliqhelekileyo?
 B Kakade. Zonke izinto zidulu kule mihla.
 A Ungandibonisa le isekoneni. Ndiyayithanda. Ilula kunale. Isihombo sayo sihle kanjalo.
 B Le itshiphu kunale inzima.
 A Ndiza kuyithenga nale incinane. Ukuba ndithenga ezimbini uza kulihlisa ixabiso kancinci?
 B Ewe, Nkosikazi, ndiza kulihlisa nge 10%.
 A Ndiyabulela. Athini amaxabiso azo?
 B R280.00. Nantoni enye?
 A Hayi, kulungile.
 B Hamba kakuhle Nkosikazi. Sobonana kulo nyaka uzayo.
 A Kulungile.
 (a) Uvela phi umthengi?
 (b) Kutheni zingekho izinxibo zakwaNtu?
 (c) Umthengi uthenga ntoni endaweni yezinxibo?
 (d) Umthengisi ulihlisa ixabiso ngepesenti engakanani?
 (e) Umthengi ufuna ukubuyela nini evenkileni yezakwaNtu?

5 List the clothes usually worn by men and women

Use the following words: (a) ilokhwe, (b) iikawusi, (c) ibhatyi, (d) ibhatyi yemvula, (e) umnqwazi, (f) ihempe, (g) iqhina, (h) izihlangu, (i) ibhulukhwe, (j) ibhlawuzi, (k) isuti and (l) iqhiya.

- 1 Anxiba iimpahla eziphi
amadoda?

- 2 Kunxitywa ntoni ngabafazi?

6 Buying a skirt

Fill in the missing relative concords to describe what kind of skirt you want to buy:

- (a) Ndifuna umbhinqo ___ namabala ___ ninzi.
- (b) Ndithanda amabala ___ qaqambileyo.
- (c) Andithandi mibhinqo ___ futshane gqitha.
- (d) Zange ndithenge mbhinqo ___ dulu gqitha, kodwa andithengi mibhinqa ___ tshiphu kanjalo. Ndithanda iimpahla zeempawu _____ (-hle; of good quality).

7 What goes with what?

Fill in the relative concords:

- (a) Ndicinga ukuba iblawuzi ___ mhlophe ihamba kakuhle nombhinqo ___ mnyama okanye ___ luhlaza?
- (b) Ucinga ukuba le lokhwe ___ bomvu ihamba kakuhle nebhatyi ___ ntsundu?
- (c) Andicingi ukuba ezi zihlangu ___ lubhelu ___ kho (your) ziyahamba nebhlukhwe ___ pinki!

8 Use the comparative or superlative and say

- (a) Ndithanda iintsimbi zomqala nga _____ kwazo ___ onke izihombiso-mzimba.
- (b) Ndicinga ukuba le yeyona ngobozi ___ lungileyo.
- (c) Zihle ezi zihlangu kuna ___ onke.
- (d) Le lokhwe ___ ntle ___ luhlaza njengengca idulu kuna ___ luhlaza njengesibhakabhaka.

9 Characterise people by comparing them to certain animals

Use this list: ihlosi (leopard), inyosi (bee), ingonyama (lion), indlovu (elephant), undlebende < indlebe = ear + de = long (donkey).

- (a) Unamandla kuna- _____
- (b) Unamendu kuna- _____
- (c) Unenkani kuna- _____
- (d) Ukhuthele kuna- _____
- (e) Unzima kuna- _____

10 Change the above comparisons in Exercise 9 using 'njenga-'

- (a) _____
- (b) _____
- (c) _____
- (d) _____
- (e) _____

11 Read the text and answer the questions

ULindiwe Mabuza ngomnye (a) wamabhinqa anempumelelo (b) ebomini. Ungumyili nomthungi weempahla ophambili. Ungumnini we*Fashion Design Studio*. Igama lakhe laziwa gqitha kwezefashoni kweli (c) naphesheya. Ngo-1995 (d) wamenywa ukuba amele uMzantsi-Afrika Kwi'*Sun Europa Fashion Show*' eParis. Abantu baseFrance bazithanda gqitha iimpahla zakhe. Ungumlawuli nenqununu ye*Lindiwe Academy of Fashion Design*. Ufundisa abathungi abakhasayo (who are still novices Lit. still crawling). ULindiwe uthi (e) uyifumene impumelelo ngenxa yabantwana bakhe ebebesoloko bemkhuthaza. Ukholelwa ukuba 'Xa ufundisa umntwana, ufundisa ilizwe, xa utyebisa ibhinqa, utyebisa ihlabathi.'

- (a) What is another word for **ibhinqa**? You should know its derivation.
- (b) ebomini is a **locative**. What is the basic noun?
- (c) Which word could you insert here?
- (d) What is the **active** of this **passive** form?
- (e) What is the **infinitive**?
- (f) Find the four **copulative** forms and the three **object concords** in the text.

15 | linkathazo zohamho

Travel woes

In this Unit you will learn how to:

- ask for and give directions
- ask about and describe road conditions
- offer someone a lift
- express irritation at oneself
- express gratitude at someone's fortuitous arrival / presence
- say what is wrong with your car
- make arrangements for car repairs

Incoko

After making their purchases Jenny and Peter resume their journey but get lost and ask a passerby for directions.

UPeter Molo tata, kunjani?

Umhambi Molweni. Hayi, ndisatotoba, mfo wam!

UPeter Ungasinceda, bawo? Silahlekile. Ingaba le yindlela eya engcwabeni likaSandile?

Umhambi Hayi, nihamba ngendlela engeyiyo.

UPeter Siza kuyibamba phi ke ngoku eyiyo?

Umhambi Buyani umva ngalo mgaqo nize ngawo. Nakufika kwisiphambuka sokuqala, nilandele indlela yasekhohlo. Emva koko, hambani ngqo. Emva kwekhilomitha niza kubona isalathiso esithi 'Engcwabeni likaSandile'.

UPeter Injani indlela? Yindlela yetha?

Umhambi Hayi, yindlela yegrabile. Enye into, ilisongololo! Kukho enye indlela apha ngasekunene ekufutshane kunayo. Ngelishwa ayilunganga.

UPeter Enkosi kakhulu, tata, usincedile. Kanene, uya phi, tata? Ingaba singakukhwelisa?

Umhambi Hayi enkosi, ndilinde intombi yam apha.

They follow the shorter road and have a puncture!

UPeter Nx! Ivili ngebe lingagqabhukanga ukuba bendithathe umgaqo wetha!

UJenny Kusoloko kulula ukuqonda emva kwesithonga!

Luckily a passing motorist stops to give assistance.

Umqhubi Molweni, yintoni umonakalo? Ndinganinceda?

UPeter Molo Mnumzana. Ngathi ivili lam ligqabhukile. Ungandiboleka ujack? Ngelishwa owam uthe *shwaka!*

Umqhubi Hayi, ilishwa! Linda umzuzwana, ndiza kumkhupha ujack ebhuthini. Linomoya ivili lolaleliso?

UPeter Ngethamsanqa ndilimpompe izolo!

The good Samaritan helps Peter change the tyre.

UJenny *Kwekhu, tshotsho ufike*, Mnumzana!

UPeter Inene! Kambe ke, Mnumzana, ingaba ikhona igaraji ekufutshane? Ndiyoyika ngathi siza kuphelelwa yipetroli kamsinyane. Andiyiqondi le nto kuba ndiyizalise izolo itanki!

Umqhubi Ingaba kukho umngxuma etankini? Uyazi, yenzeka lula loo nto ezindleleni zasemaphandleni! Masikhangele!

UPeter Oo! ilishwa! Unyanisile! Inene, kukho umngxunyana ongame-ertyisi! Siza kuthini?

Umqhubi Hayi, mfondini, sukuxhala. Ukuba unayo isepha, ndiza kuwuvingca. Emva koko, ungaqhuba uye egaraji.

UPeter Igaraji ikude kangakanani?

Umqhubi Ikufuphi, ndilandele.

UPeter *Nangamso*, Mnumzana. Inene usincedile!

When they reach the garage Peter expresses his gratitude again. They exchange names and addresses before taking leave of each other. Peter then arranges for the petrol tank to be repaired.

Umkhandi Molo, ndingakunceda ngantoni, Mnumzana?

UPeter Molo, Mnumzana. Ngelishwa kukho umngxunyana kwitanki yepetroli yam. Ungayilungisa kwangoku?

Umkhandi Eh, ndinomsebenzi omninzi kodwa ndiza kuzama.

UPeter Oo ndiyabulela. Kuza kuthatha ixesha elingakanani ukwenza loo nto?

Umkhandi Mm, mandibone, malunga neeyure ezimbini.

- UPeter Ungandixelela, uza kubiza malini lo msebenzi?
 Umkhandi Kunzima ukutsho kanye, Mnumzana. Malunga neR350
 UPeter Kulungile, Mnumzana. Masiyishiye ke imoto. Sobonana mva!

Isigama

-totoba	totter along	-boleka	borrow / also lend
-lahleka	be lost	ujack	jack
ingcwaba	grave	umzuzwana	moment
indlela	the wrong road (lit. the	-khupha	take out
engeyiyo	road which is not)	ibhuthi	boot
-buya umva	turn back	ivili lolaleliso	spare wheel
umgaqo	road	kwekhu,	thank goodness
nakufika	when you arrive at	tshotsho ufike!	you arrived
isiphambuka	intersection	-phelelwa	used up completely
isalathiso	sign	umngxuma	hole
itha	tar	umngxunyana	small hole
igrabile	gravel	amaphandle	countryside, rural areas
ilisongololo	it's winding like a millipede	siza kuthini?	what are we going to do?
-khwelisa	give a lift	-ngange-ertyisi	like a pea
nx!	damn!	isepha	soap
-gqabhuka	burst	-vingca	close up
ukuqonda	to be wise	kanganani?	how far?
emva kwesithonga	after an event	-lungisa	repair
isithonga	loud bang / report	-ngakanani?	how long?
umonakalo	trouble / damage	mva	later

How to ...

Ask for and give directions

- Ingaba le yindlela eya e _____ ?
 Siza kuyibamba phi ke indlela eya e _____ ?
 Uxolo ndingafikelela njani e _____ ?

Hambani ngqo.

Nihambe kwisiphambuka sokuqala, nilandele indlela yasekunene.

Buyani umva ngalo mgaqo.

Uphantse ufike! (You're nearly there!)

Ask about and describe road conditions

Injani indlela?

Ilungile.

Imbi.

Ayilunganga.

Yindlela yetha.

Yindlela yegrabile.

Indlela ilisongololo.

Yindlela ekufutshane.

Yindlela ekude kakhulu.

Offer someone a lift

Singakukhwelisa?

Express irritation at oneself

Nx! Nxa!

Express gratitude at someone's fortuitous arrival/ presence

Kwekhu, tshotsho ufike!

Kwekhu, tshotsho ube kho!

Say what is wrong with your car

Ingathi kukho umngxuma etanki yepetroli.

Imoto yam yaphukile.

Imoto yam ixingile (stuck).

Imoto yam ayiqhwithi (won't start).

Imoto yam ifuna amanzi.

Imoto yam iphelelwe yipetroli.

Izibane azisebenzi.

Ibhetri yemoto yam iflethi.

Make arrangements about car repairs

Ungayilungisa kwangoku?

Kuza kuthatha ixesha elingakanani ukuyilungisa?

Ungayitsala imoto yam? (tow)

Uza kudla malini lo msebenzi?

Uza kuxabisa malini lo msebenzi?

How it works

1 Conditional constructions

Simple conditional clause:

You are already familiar with the **simple conditional clause** introduced by 'ukuba' = 'if':

Siza konga (sokonga) ixesha ukuba sithatha lo mgaqo wegrabile.	We'll save time if we take this gravel road.
--	--

Unfulfilled past condition

In order to express '... **would (not) have** ..., **if** ...' you use **ngebe** (past tense of **nga-** and **ba-**) + **ukuba** followed by the **participial ending in -e**:

Ivili ngebe lingagqabhukanga ukuba bendithathe indlela yetha.	I wouldn't have had a puncture if I had taken the tar road.
--	--

Ngebe silahlekile ukuba ubungasibonisanga indlela.	We would have got lost if you hadn't shown <i>us</i> the way.
---	--

These forms can be contracted to:

Ngelingagqabhukanga ...
Ngesilahlekile ...

2 Negative forms with '-nga-' and '-nge-'

Summary of where '-nga-' is used to form the **negative**:

Infinitive	Zama ukungaqhubi ebusuku. Try not to drive at night.
Subjunctive	Ungawuthathi <i>umgaqo</i> wegrabile. You should not take the gravel road.
Participial	Wahamba engathathi ndlela yetha. (lit. He left not taking the tar road.)
Relative	Nceda ulungise <i>izibane ezingasebenziyo</i> . Please repair the lights that are not working.

→ See **Unit 6.3**, **Unit 6.5** and **Unit 7.3** for revision of **other negative constructions**.

The negative infix '-nge-' is used with **relative stems**:

<i>ivili elingenamoya</i>	(lit. wheel <i>that</i> has no pressure) = flat tyre
<i>indlela engeyiyo</i>	(lit. the road <i>that</i> is not it) = wrong road

→ cf. **Unit 11.2** – copulative of shortened **emphatic pronoun**.

3 How to express: 'I am not', 'you are not', 'we are not', 'he / she is not', 'they are not' + noun (copulative)

The **negative** of the **copulative construction** is formed from the **negative SC** + copulative '-ng-' + **o** + **prefix minus initial vowel**:

<i>Andingomqhubi unamava.</i>	I am <u>not</u> an experienced driver.
<i>Asingobaqhubi banamava.</i>	We are <u>not</u> experienced drivers.
<i>Akungomqhubi mbi.</i>	You are <u>not</u> a bad driver.
<i>Aningobaqhubi banamava.</i>	You are <u>not</u> experienced drivers.
<i>Akangomqhubi ulungileyo.</i>	He /she is <u>not</u> a good driver.
<i>Abangobaqhubi balungileyo.</i>	They are <u>not</u> good drivers.

'Asi-' can replace the negative SC in an impersonal statement:

<i>Asingomgaqo ulungileyo.</i>	It is <u>not</u> a good road.
<i>Asiyomigaqo ilungileyo.</i>	They are <u>not</u> good roads.
<i>Asilocebo lihle elo.</i>	It is <u>not</u> a good idea.
<i>Asisobhedlele sikhulu.</i>	It is <u>not</u> a big hospital.
<i>Asiyondlela ilungileyo.</i>	It is <u>not</u> a good road.

4 How to express 'it is not me' / 'you' / 'us', etc.

'Asi-' is also prefixed to the copulative of **emphatic pronouns** to form the **negative** (cf. **Unit 11.2**). Look at these positives and negatives:

<i>Ndim.</i>	It is me .
<i>Asindim.</i>	It is not me .
<i>Sithi.</i>	It is us .
<i>Asisithi.</i>	It is not us .
<i>Nguwe.</i>	It is you (s.).
<i>Asinguwe.</i>	It is not you (s.).

<i>Nini.</i>	It is you . (pl.)
<i>Asinini.</i>	It is not you . (pl.)
<i>Nguye. (umqhubi)</i>	It is him / her .
<i>Asinguye.</i>	It is not him / her .
<i>Ngabo. (abaqhubi)</i>	It is them .
<i>Asingabo.</i>	It is not them .
<i>Ngawo. (umgaqo)</i>	It is it .
<i>Asingawo.</i>	It is not it , etc.
<i>Yiyo. (indlela)</i>	It is it , etc.
<i>Asiyiyo.</i>	It is not it , etc.

5 Negative forms of descriptives

In **Unit 8.1**, you saw that simply prefixing the subject concord to the relative stem forms the predicate:

Ndilusizi, imoto yam imdaka. I am sorry, my car is dirty.

To form the negative, simply prefix the **negative subject concord**:

<i>Umgaqo awubanzi.</i>	The road is not wide .
<i>Imigaqo ayibanzi.</i>	The roads are not wide .
<i>Indlela ayibanzi.</i>	The road is not wide .
<i>Iindlela azibanzi.</i>	The roads are not wide .

Negative forms of **adjectival stems** (cf. **Unit 8.1**), however, must **infix** the **AC** between the **negative subject concord** and the **adjectival stem**:

<i>Umgaqo mhle.</i>	The road is good .
<i>Umgaqo awumhle.</i>	The road is not good .
<i>Imigaqo mitsha.</i>	The roads are new .
<i>Imigaqo ayimitsha.</i>	The roads are not new .
<i>Indlela imbi.</i>	The road is bad .
<i>Indlela ayimbi.</i>	The road is not bad .
<i>Iindlela zimbi.</i>	The roads are bad .
<i>Iindlela azimbi.</i>	The roads are not bad .
<i>Isalathiso sincinci.</i>	The sign is small .
<i>Isalathiso asisincinci.</i>	The sign is not small .

Note: In colloquial speech the **negative** form of descriptives (adjectives and relatives) will often be heard ending in **'-anga'**:

<i>Umgaqo awumhlanga.</i>	The road is not good .
<i>Imigaqo ayimitshanga.</i>	The roads are not new .
<i>Indlela ayimbanga.</i>	The road is not bad .
<i>Iindlela azimbanga.</i>	The roads are not bad .
<i>Akushushwanga namhlanje.</i>	It is not hot today.

6 Interrogative adjective '-ni?' = 'of what sort / kind?'

This construction may be used with reference to new-born babies and animals to find out whether they are male or female:

Ufuna mntwana mni?	Inkwenkwe okanye intombazana?
Uthanda mntu mni?	Uthanda bantu bani?
Ukhetha msebenzi mni?	Ukhetha mifuno mini?
Ufuna phepha lini?	Ufuna maso mani?
Ukhetha siqhamo sini?	Ufuna ziqhamo zini?
Ukhetha nja ni?	Uthanda zingobozi* zini?
Wenza luthambo* (exercise) luni?	
Ukhetha butywala* (alcohol) buni?	
Ukhetha kutya kuni?	

As you can see the **initial vowel** of the **prefix** of the noun has been omitted and its corresponding adjectival concord is prefixed to **'-ni'**.

***Note:** the reappearance of the consonant associated with nouns of **Class 10 (z)**, **Class 11 (l)** and **Class 14 (b)**.

Note also: This occurs in the **locative** in **Classes 10 and 11**:

<i>iintaba</i>	> <i>ezintabeni</i>	<i>on / at the mountains</i>
<i>iindlela</i>	> <i>ezindleleni</i>	<i>on the roads</i>
<i>iindawo</i>	> <i>ezindaweni</i>	<i>at places</i>
<i>iinxweme</i>	> <i>ezinxwemeni</i>	<i>at the coasts</i>
<i>iindonga</i>	> <i>ezindongeni</i>	<i>at / on the walls</i>
<i>unxweme</i>	> <i>elunxwemeni</i>	<i>at / on the coast</i>
<i>udonga</i>	> <i>eludongeni</i>	<i>at / on the wall</i>

7 Exclamations

There are a number of frequently used exclamations in Xhosa which add 'spice' to the language. Here are some examples:

Annoyance

I-i...! / ish!	Go away! You tire me out!
Nxa!	Damn!
Nx!	Damn!

Assertion

Nako ke!	There you are!
----------	----------------

Comfort

Ngxesiii!	Let me kiss it better! (to a child)
-----------	-------------------------------------

Compassion

Mawo-o-o!	I'm sorry!
Yeha!	Oh dear!
Torho! / Torhwana	Shame! (cf. Afrikaans 'tog')

Congratulations

Halala!	Hurrah!
Huntshu!	Hurrah!

Emphatic affirmation

E-e!	Yes!
Hayi ke!	Sure!
Heke!	Well then!
Ngxatsho ke!	Excellent! / To the point!

Emphatic negation

Hayi bo!	No way!
Hayi khona!	Absolutely not!

Pain

Shu!	Ouch!
------	-------

Regret

Owu!	Alas!
Ngxe!	Sorry!
Hayi ilishwa!	Oh dear!

Relief

Qabu!
Kwekhu, tshotsho ufike!

Surprise, astonishment

(Oo / Awu) Nkosi yam!	Dear Lord!
Yho! / Yhu!	Gee whizz!
Tyhini!	Gosh!
Tyho! Tyhu!	Good heavens!
Kwowu!	Oh!
Mawo!	My! / Wonderful!
Nyhani!	Really!
Kazi!	I wonder!

Warning

Heyi ... heyi ... heyi	(accompanying gesture of
(andifuni loo nto)	shaking one's finger at a person)

How to apply it

1 Match the road signs with the English equivalent

The equivalents are: (a) Dangerous curve, (b) Dead end, (c) Caution, (d) Road closed, (e) No overtaking, (f) Do not enter, (g) Roadworks ahead, (h) Road flooded, (i) Emergency exit and (j) Drive carefully.

- Indlela iyaphela
- Indlela ivaliwe
- Indlela iyalungiswa phambili
- Igophe eliyingozi
- Qhuba kakuhle
- Eyakuphuma ngesiquphe
- Lumka
- Ungangeni
- Indlela igqunywe ngamanzi
- Ungayigqithi enye imoto

2 Ask the condition of the road

- (a) Is the road good? Ingaba _____
 (b) Is the road safe? _____
 (c) Is it a tar road? _____
 (d) Is it a gravel road? _____
 (e) Is the road still under construction? _____
 (f) Is the road already open to traffic? Ingaba _____
 _____ kwizithuthu?

3 You are lost in a town and ask a passerby for directions

- (a) *Excuse me sir. Could you help me? I am lost.*
 Ufuna ukuya phi?
 (b) *I want to go to a shop called Kwantu Crafts. Do you know it?*
 Ewe, ndiyayazi. Ikufutshane kakhulu xa ulapha. Ndiza kukucacisela indlela. Hamba ngqo. Ekoneni yokuqala ujike ngasekunene. Uza kudlula ezinye iivenkile. Ekoneni elandelayo ecaleni lasekhohlo uza kubona ivenkile yezaKwantu. Ungathanda ukuba ndikukhapha?
 (c) *No, thank you, I understand where to find the shop. It seems very near indeed. First I go straight, then right and then I must turn left.*
 Kulungile. Hamba kakuhle.
 (d) *Thank you very much, sir. Goodbye.*

4 Complete the questions

- (a) ___ma phi iitekisi?
 (b) ___khona iibhasi ___ya eRhini?
 (c) Kukho ibhasi ___ya eRhini namhlanje?
 (d) ___phi isikhululo ___bhasi?
 (e) ___ma phi ibhasi ___ya esitishini?
 (f) Iitekisi ___nqabile na ku___ ndawo?

5 Ask

- (a) ___khona _____ (a garage) endleleni?
 (b) _____ (a shop) endleleni?
 (c) _____ isikhululo samapolisa endleleni?

6 Ask for the nearest

- (a) shop Indawoni _____ kufutshane?
 (b) hospital Sindawoni _____ kufutshane?
 (c) police station Sindawoni _____ kufutshane?
 (d) phone Indawoni _____ kufutshane?
 (e) doctor Undawoni _____ kufutshane?
 (f) petrol station Indawoni _____ kufutshane?
 (g) place ('dorp') Indawoni _____ kufutshane?

7 Ask somebody

- (a) to give you a lift Unga _____ ?
 (b) to help you Unga _____ ?
 (c) to lend you a jack Unga _____ ?
 (d) to show you the way to
 Grahamstown Unga _____ ?

8 Tell the mechanic what's wrong with your car

- (a) The lights are not working. Izibane ___sebenzi.
 (b) The hooter is not working. Uphondo ___sebenzi.
 (c) The handbrake is not working. Ibhreki ___sandla ___sebenzi.
 (d) The fan belt is broken. Ifenibelti ___sebenzi.
 (e) The windscreen wiper is
 not working. Isihlambi ___festile
 ___ngaphambili ___sebenzi.
 (f) My left rear light is not working. Isibane sam ___ngasemva
 ___sekhohlo ___sebenzi.

9 What can be wrong with your car?

- (a) I have a flat tyre. Ndin vili ___ngen moya.
 (b) My right front tyre is flat. ___vili ___m ___ngaphambili
 ___sekunene ___flethi.
 (c) My car has broken down. Imoto ___m ___aphukile.
 (d) My car is stuck. Imoto ___m ___xingile.
 (e) My car won't start. Imoto ___m ___qhwithi.
 (f) It needs water. ___funa amanzi.
 (g) It has run out of petrol. ___phelelwe ___petroli.
 (h) My car battery is flat. Ibhetri ___moto ___m ___file.
 (i) My car must be towed. Kufuneka imoto ___m ___tsalwe.

10 What has been stolen?

- (a) Imoto yam ___biwe.
 (b) Ujack ___m ___biwe.
 (c) Ivili ___m lolaleliso ___biwe.
 (d) Isipaji (wallet) ___m ___biwe.
 (e) Ingxowa ___nkosikazi ___m ___biwe.

11 Read the dialogue and answer the questions

- A Uxolo, Mnumzana, ungandixelela ukuba kukude kangakanani ukusuka apha ukuya eCala? Kukude kakhulu?
 B Hayi, akukude. Kukufuphi.
 A Ziikhilometha ezingaphi?
 B Ndinga ukuba malunga neekhilometha ezilishumi.
 A Ingaba indlela intle?
 B Ayimbi gqitha, kodwa ayintle kanjalo.
 A Asiyondlela yetha?
 B Hayi, asingomgaqo wetha, ngumgaqo wegrabile kodwa ngethamsanqa awumxinwa, ubanzi noko.
 A Kulungile. Phambi kokuya eCala singathanda ukubuka idolophu yakho kancinci. Unokusixelela apho kukho indawo ekhuselekile yokumisa imoto?
 B Ewe ikhona. Hamba *ngqo*, kwisiphambuka esilandelayo ujike ngasekhohlo uza kubona ibala lokupaka elikhulu elikhuselekileyo ecaleni lasekunene.
 A Enkosi kakhulu, Mnumzana.
 B Ndlela ntle.
 (a) Umqhubi ufuna ukuya phi?
 (b) Ziikhilomitha ezingaphi ukuya apho?
 (c) Injani indlela?
 (d) Yindlela ni?
 (e) Kutheni umqhubi efuna indawo yokumisa imoto yakhe?
 (f) Ufuna ukupaka imoto yakhe ndawoni?

16 | Umzila welifa likaXhosa

Xhosa heritage trail

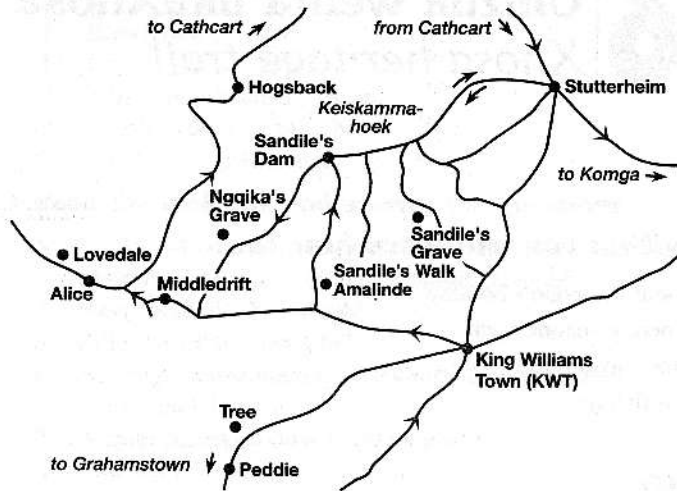
In this Unit you will learn how to:

- ask about someone's holiday
- ask where someone went
- describe travel route
- express delight

Incoko

The Murrays discuss their recent trip with the Thamsanqas.


- UThemba Belinjani ikhefu lenu emaXhoseni? Nibe nohambo olumyoli?
 UPeter Belungummangaliso nangona besineenkathazo zemoto ezimbalwa kodwa ngethamsanqa sancadwa ngabantu abanobubele gqitha!
 UThandi Heke, ngesiqhelo kunjalo ke emaphandleni. Kanene, beniyephikanye?
 UJenny Siluqale ukhenketho lwethu ePeddie. Ukususela kwiintsukuzam zokufunda isiXhosa eyunivesithi, soloko ndafuna ukutyelela iindawo zembali yamaXhosa eMpuma-Koloni. Kanene, yintoni 'iPeddie' ngesiXhosa? Ndilibele.
 UThandi YiNgqushwa, wethu!
 UJenny Oo, ewe, kanene. Heke, siye eNgqushwa kuba besifuna ukubuka laa mthi wodumo – umthi womqwashu. Emva koko, sasinga eQonce kwimyuziyam yeKaffrarian apho kukho khona inkitha yezinto zakwaNtu ezidala umdla kakhulu. Emva kwemini saya kwikhaya likaSteve Biko. Sabona kwanendawo apho wafihlwa kuyo.
 UPeter Ngemini elandelayo, yekoko ukusinga kuBelekazana; sihambe ngokugwegweleza sadlula kuQoboqobo saya kutshokummandla wAmalinde.



- UThemba Oo **Amalinde!** Niyazi, kulapho kwaliwa khona elinye lamadabi amabi kwimbali yamaXhosa.*
- UJenny Kakade! Lidabi elo elixelwa kumbongo kaJolobe '**UTHuthula**', *omnye wemibongo yethu eyunivesithi.
- UThemba Wonke ummandla lowa ngasezintabeni z**Amathole** uzele ziindawo zembali yamaXhosa. Kukho iindawo ezininzi ezithiywe ngamakhosi ama**Rharhabe**.
- UPeter Unyanisile. Sidlule idama lika**Sandile** kwaye sibone nengcwaba lika**Ngqika** endleleni eya e**Dikeni**.
- UPeter **EDikeni** sibe nomdla kakhulu ukutyelela i**Lovedale College** ne**Yunivesithi yaseFort Hare** apho uNelson Mandela wayengumfundi khona kunye nezinye iinkokeli zanamhlanje.
- UJenny Mna, ndisand' ukufunda incwadi *The Ochre People* ebhalwe ngu**Noni Jabavu**. Ngoko ke bendifuna kakhulu ukufumana umzi kayise, u**Profesa Jabavu**, owayehlala e**Xesi** xa wayenguprofesa weelwimi zakwaNtu e**Fort Hare**. Ingaba nina nakhe nayifunda le ncwadi?
- UThandi Ewe. U**Noni Jabavu** ubhala kakuhle kakhulu, atsho ububone ubuhle balo mmandla. Enye into uzoba umfanekiso omhle

*See p.254 for historical context

- ngemo-ntlalo nezithethe zamaXhosa ngaloo maxesha. Niyifundile kanjalo enye incwadi yakhe u*Drawn in Colour*?
- UJenny Ewe, andithi kanene waqala ngayo?
- UThemba Nawufumana ke umzi ka**Jabavu**?
- UJenny Hayi, ngelishwa asibanga nampumelelo!
- UThandi Nasinga phi emva koko?
- UPeter Sahlala ku**Belekazana** iintsuku ezimbalwa. Yho! Ubuhle baloo mmandla buqaqambile. Uxolo olulapho! Nokuzola! Amahlathi elo zwe neengxangxasi ezixhomis' amehlo, neentaka ezintlobo-ntlobo nentsholo yazo zizinto ezingummangaliso ukuzibona!
- UThemba *Bekuxhelw' eXhukwane* kuwe, Peter, wena mntu wendalo!
- UPeter Yitsho uphinde! Yiyo loo nto sigqibe sihlala phaya zonke ezo ntsuku.
- UJenny Indawo elandelayo esityelela kuyo ibiyi**Cumakala**. Besifuna ukubona ingcwaba lika**Sandile** kodwa salahleka sancama. Sathi masilande kumkhondo wakhe kodwa saphelwa lixesha. Ngemini elandelayo, sasinga e**Mtata**. Endleleni, sicande amadlelo amahle, iinkomo neegusha zithe *gqa gqa gqa* emathambekeni ukudlula kooma**Qumrha**, nooma**Gcuwa**, nooma**Dytuwa**. Sinjani ukunqwenela ukutyelela i**Qunu** apho wazalelwa khona u**Nelson Mandela**. Ngelishwa, ikhaya elo lakhe lobuntwana alisekho kodwa sisekho sona isikolo sakhe.



UThemba Nibe nalo ixesha lokuya elunxwemeni?
 UPeter Kakade! Sihlale e**Mzimvubu** iintsuku zantathu. Indalo apho!
 Induli ezihla ukuya elunxwemeni, amanqgwala namasimi
 ombona! Inene *ilizwe liyintombazana kwelo!*



Courtesy T.V. Bulpin

UThemba Hayi, mfowethu, utsho ndanekhwele!
 UJenny Endleleni eya e**Mzimvubu** sidlule ivenkile yangaphandle
 yakudala e**Libode**. Yandikhumbuza isincoko sika**Jolobe**
 'Ivenkile Yangaphandle'. Kodwa eyona ndawo ebesifuna
 ukuya kuyo kuse**Cala**.
 UThandi Nibizwa yintoni e**Cala**?
 UJenny Besimenywe ngabahlobo bethu.
 UThandi Nenza ntoni ke apho?
 UJenny Sithabathe inxaxheba ebomini bemihla ngemihla. Yaye,
 ububele esibufumene kubantu balapho buyamangalisa.
 Ngorhatya singqonge umlilo siphulaphule iintsomi
 njengemihla yakudala!

Isigama

uhambo	trip	eXesi	at Middledrift
nangona	although	atsho ububone	so that you see
ummangaliso	a delight	imo-ntlalo	way of life
ububele	kindness	isithethe	custom
ukhenketho	trip	andithi kanene?	aren't I right in saying?
ukususela kwa-	since		
imbali	history	-qaqambile	stunning
udumo	fame	ukuzola	tranquillity
umthi womqwashu	milkwood tree	amahlathi elo zwe	indigenous forests
-linga e- / ku-	head for	ingxangxasi	waterfall
eQonce	to KWT	ezixhomis' amehlo	sight for sore eyes
imyuziyam	museum	izintlobo-ntlobo	different kinds
-fihlwa	be hidden, i.e. buried	intsholo	singing
apha wafihlwa	where he was buried	-xhelw' eXhukwane*	be delighted
kuyo	at it	umntu wendalo	nature lover
yekoko ukusinga	and off we went	yitsho uphinde!	say that again!
kuBelekazana	to Hogsback	eCumakala	at Stutterheim
-gwegweleza	make a detour	salahleka	we got lost
-dlula	pass	sancama	we gave up
ummandla	region	sathi	we wanted
idabi	battle	masilande	to follow
umbongo	poem	umkhondo	track
-zele + cop.	filled with	-canda	cut through
-thiywa	be named	amadlelo	pastures
idama	dam	iinkomo	cattle
eDikeni	to Alice	iigusha	sheep
inkokeli	leader	-thi gqa gqa gqa	dotted
ndisand' ukufunda	I've just read	amathambeka	slopes
umzi kayise	her father's home	iGcuwa	Butterworth
		unxweme	coast

*lit. An animal has been slaughtered at **Xhukwane**.

Xhukwane in the **Middledrift** district was known as a residential area where the people lived in dire poverty and where meat was a rarity. When, therefore, anyone slaughtered a beast it was cause for rejoicing for all the inhabitants. This saying was coined by A.C. Jordan in *Inggumbo Yeminyanya (The Wrath of the Ancestors)*: 'Kwakuxhelwe e**Xhukwane** kuDingindawo asakubona ngathi zimbi ngakuZwelinzima.' (Dingindawo was **delighted** to see that the tables were turning on Zwelinzima.)

eMzumvubu	at Port St John	isincoko	essay
induli	hill	-menywa (<memya)	be invited
inqgwala	round hut	-ngqonga	sit around
amasimi	fields	umlilo	fire
ilizwe liyintombazana	the country is beautiful (lit. the country is a young girl)	intsomi	folktale
ndanekhwele	you've made me quite jealous!	njengemihla	like days
ivenkile yangaphandle	country store	yakudala	of old

How to ...

Ask about someone's holiday

Belinjani ikhefu lakho / lenu?

Ibinjani iholide yakho / yenu?

Benibe nohambo olumyoli?

Ask where someone went

Ubuye phi kanye?

Beniye phi kanye?

Nibe nalo ixesha lokuya elunxwemeni?

Nenze ntoni ke apho?

Say how and where you went

Silugale ukhenketho lwethu -e-... / ku-...

Besifuna ukubukela ...

Emva koko sasinga e-... / ku-...

Ngemini elandelayo, yekoko ukusinga e-... / ku-...

Ngemini elandelayo sasinga e-... / ku-...

Sihambe ngokugwegweleza sadlula e-... / ku-...

Sahlala e-... / ku-... iintsuku ezimbalwa.

Indawo elandelayo esityelele kuyo ibiyi...

Endleleni sicande amadlelo amahle.

Express delight

Belungummangaliso!

Ubuhle baloo mmandla buqaqambile!

Indalo apho!

Bekuxhelw' eXhukwana kum!

Ilizwe yintombazana!

Amahlathi elo zwe neengxangxasi ezixhomis' amehlo!

Lintaka ezintlobo-ntlobo nentsholo yazo zizinto ezingummangaliso ukuzibona!

Ububele esibufumane kubantu balapho buyamangalisa.

How it works

1 How to express 'who' / 'whom' in relative clauses

Look at this verse from 'Umfo Endimthandayo' a poem by Samuel Edward Krune Mqhayi from the anthology *Indyebo Yesihobe*.

'UMFO ENDIMTHANDAYO	A FELLOW WHOM I LIKE (HIM)
Ndithand' umf' ohlamba futhi,	I like a fellow <i>who</i> washes often,
Ndithand' umf' ofunda futhi,	I like a fellow <i>who</i> studies often,
Ndithand' umf' olima futhi,	I like a fellow <i>who</i> cultivates often,
Ndithand' umf' oguqa futhi,	I like a fellow <i>who</i> kneels often,
Nanko k'umf' endimthandayo.'	That's the fellow <i>whom</i> I like.

Note the difference between 'Ndithand'umfo ohlamba futhi.' (I like the man *who* washes often.) and 'Nanko k'umf' endimthandayo.' (That's the man *whom* I like. (*him*))

umfo o- ... = lit. a fellow *who ...*

Here the **relative concord o-** connects the noun '*umfo*' to the predicate '-hlamba' of the **relative clause**.

umf' endimthandayo = lit. *whom* I like *him*

Here the **relative concord e-** prefixed to '-ndi-' = '*whom* I' introduces the relative clause which is completed by the object concord '-m-' = '*him*'.

Here are some other examples of **relatives clauses with object concords** which you have met in the preceding units:

Ningafaka yonke into
eniyoqokeleleyo
kwezi ngxowa.

You can put everything
that you have collected (*it*)
into these bags. (Unit 9)

Into endingayi thandiyo kukusebenza iiyure ezininzi.	The thing <i>that</i> I do not like (<i>it</i>) is to work many hours. (Unit 10)
Enye into <i>oyinqwenelayo</i> ?	Something else <i>that</i> you want (<i>it</i>)? (Unit 14)

As you can see the **relative concord** is 'e-' or 'o-':

endi- whom I / that I	esi- whom we / that we
o- whom you / that you (s.)	eni- whom you / that you (pl.)

'-yo' marks a relative clause (cf. Unit 6.2).

If the verb is followed by 'na-' / 'nga-' or 'ku-' the **shortened emphatic pronoun** is added in which case there is **no object concord**:

Lo nguPhumla endisebenza naye . (Unit 9)
Ndizibonise indlela eziza kuhlala ngayo ehotele. (Unit 10)
Thumela iireferensi ezintathu abantu esinokuqhakamshelana nabo ku ... (Unit 10)

2 How to express 'anybody', 'anything', 'any time', 'anywhere', etc.

nabani (na) = anybody

Nabani angakuxelela apha igaraji ikhona.	Anybody can tell you where the garage is.
---	--

nayiphina = anything

Unokwenza nayiphina into.	He/she can do anything .
---------------------------	---------------------------------

naninina = any time

Ungasityelela naninina.	You can visit us any time .
-------------------------	------------------------------------

naphina = anywhere

Unokupaka imoto yakho naphina apha.	You can park your car anywhere here.
--	--

3 Summary of the ways of expressing 'and'

With **nouns**: 'na-' (with vowel coalescence taking place, cf. Unit 2.9).

amanqugwala namasimi ombona	huts and maize fields
isikolo neyunivesithi	school and university
iinduli nonxweme	the hills and the coast

Remember: -s- is infixed in locatives:

ezinduleni nasemathambekeni on the hills **and** slopes

With **verbs**: second verb ends in -e (cf. Unit 8.2).

Connecting **clauses**: yaye or kwaye:

Kungenwa simahla yaye	Free entrance and free transport.
kuhanjwa simahla.	(lit. It is freely entered and freely gone.)

4 Summary of the use of the emphatic pronoun

		copula +	na- +	nga- +	ku- +
	Abs. pr.	Abs. pr.	Abs. pr.	Abs. pr.	Abs. pr.
	As for me	It is me	and/with me	about me	to me
	etc.	etc.	etc.	etc.	etc.
1st	mna	ndim	nam	ngam	ku
	<i>thina</i>	<i>sithi</i>	<i>nathi</i>	<i>ngathi</i>	<i>kuthi</i>
2nd	wena	nguwe	nawe	ngawe	kuwe
	<i>nina</i>	<i>nini</i>	<i>nani</i>	<i>ngani</i>	<i>kuni</i>
Noun Classes					
3rd	1/a yena	nguye	naye	ngaye	kuye
	2/2a bona	ngabo	nabo	ngabo	kubo
P	3 wona	nguwo	nawo	ngawo	kuwo
	4 yona	yiyo	nayo	ngayo	kuyo
e	5 lona	lilo	nalo	ngalo	kulo
	6 wona	ngawo	nawo	ngawo	kuwo
r	7 sona	siso	naso	ngaso	ku
	8 zona	zizo	nazo	ngazo	kuzo
s	9 yona	yiyo	nayo	ngayo	kuyo
	10 zona	zizo	nazo	ngazo	kuzo
o	11 lona	lulo	nalo	ngalo	kulo
	10 zona	zizo	nazo	ngazo	kuzo
n	14 bona	bubo	nabo	ngabo	kubo
	15 kona	kuko	nako	ngako	kuko

5 Place names

Many Xhosa place names derive from geographical features such as rivers, ponds, cliffs, mountains, plants and even animals found in a particular area. **Lusikisiki** takes its pleasant name from the sound of the reeds rustling in a nearby marsh, **Gonubie** (< *iQunube*) from the wild bramble berries which grow along the banks of the river. **Keiskamma**, shining water, **Tsitsikamma** clear water, are derived from the Khoi languages as are many other place names recognisable by their clicks. A number of Xhosa place names, especially the cities, have been adopted from English and Afrikaans:

Major cities	Izixeko ezikhulu	Known derivations
Cape Town	<i>iKapa (eKapa)</i>	< Xhosalised 'Cape'
East London	<i>iMonti (eMonti)</i>	< Afrikaans 'mond' i.e. the mouth of the Buffalo River
Durban	<i>iTheku (eThekwini)</i>	< Xhosa 'itheku' = 'bay'
Johannesburg	<i>iGoli (eGoli)</i>	< English 'gold'
	<i>iRhawuti (eRhawutini)</i>	< Afrikaans 'goud'
Port Elizabeth	<i>iBhayi (eBhayi)</i>	< Xhosalised 'bay'
Pietermaritzburg	<i>umGungundlovu (eMgungundlovu)</i>	= place of the elephant
Pretoria	<i>iPitoli (ePitoli)</i>	< Xhosalised 'Pretoria'
Some Towns in the Eastern Cape	Ezinye idolophu zaseMpuma-Koloni	
Alice	<i>iDike (eDikeni)</i>	< Xhosa 'idike' = pool
Butterworth	<i>iGcuwa (eGcuwa)</i>	
Fort Beaufort	<i>iBhofolo (eBhofolo)</i>	(< English Beaufort)
Grahamstown	<i>iRhini (eRhini)</i>	
Healdtown	<i>iNxukhwebe (eNxukhwebe)</i>	
Keiskammahoek	<i>uQoboqobo (kuQoboqobo)</i>	
King Williams Town	<i>iQonce (eQonce)</i>	
Lady Frere	<i>iCacadu (eCacadu)</i>	
Middel drift	<i>iXesi (eXesi)</i>	
Peddie	<i>iNgqushwa (eNgqushwa)</i>	
Port St. Johns	<i>uMzimvubu (eMzimvubu)</i>	(at the home of the hippos)
Queenstown	<i>uKomani (kuKomani)</i>	
Somerset East	<i>uNojoli (kwaNojoli)</i>	(< <i>ijoni</i> = English soldier)
Stutterheim	<i>iCumakala (eCumakala)</i>	
Uitenhage	<i>iTinarha (eTinarha)</i>	

Terminology related to administrative divisions

location, settlement, village	ilali (< Afrikaans 'laager')
village	idolophana
town	idolophu (< Afrikaans 'dorp')
city	isixeko
capital	ikomkhulu
district	isithili
area, constituency	ingingqi
region	ummandla
province	iphondo

6 Word adaptations

'Xhosa has manifested itself as a dynamic, vibrant, virile language adaptable to, and developing in harmony with, the changing environment.' → see Introduction p.6

Here are a number of examples of this aspect of the Xhosa language some of which you have come across in this book:

- **confer degrees, cap** = **ukuthwesa isidanga** – original meaning of 'ukuthwesa' = to **crow**n, put something on the head; original meaning of 'isidanga' = necklace of many strings of beads
'Wayethweswa isidanga sembeko sobugqirha boncwadi (iD Litt) yiyunivesithi yaseFort Hare ngowe-1974 yokumbulela ngokubhala kwakhe isiXhosa.'
- **capital** i.e. money = **inkunzi** – original meaning of 'inkunzi' = 'a bull'. Cattle (*iinkomo*) have always been the centre and pride of Xhosa life, representing wealth and respect. Apart from supplying milk, meat and leather for clothing, they play a very important part in ancestral sacrifice and in bridal payment (**ilobolo**). In urban life money, 'capital', has largely replaced cattle as a symbol of wealth.
- **way, road** = **umgaqo** – original meaning **animal track**
- rules, regulations** = **imigaqo**
- grammar** = **imigaqo-ntetho**
- constitution** = **imigaqo-siseko**

- **headquarters, depot** = **iziko** –
original meaning **hearth**
in centre of **hut**
- polling **booth** = **iziko lovoto**
- civic **centre** = **iziko loluntu**
- **electricity** = **umbane** –
original meaning
lightning
- **telephone** = **umnxeba** –
original meaning
rope
- **library** = **ithala lencwadi** –
original meaning **shelf in a hut**
- **book, letter** = **incwadi** original meaning thin
transparent **coat of the poisonous**
bulb *buphane disticha*: ‘**incwadi**’
- **page** = **ikhasi** – original meaning
ensheathing leaf of mealie cob
- **source, channel** = **ijelo** – original meaning **tube, reed**
to spurt water through when smoking
- news **channels** = **amajelo eendaba**
- reliable **sources** = **amajelo athembekileyo**
- weather **forecaster** = **isanuse semozulu** – original meaning
‘**isanuse**’ = diviner (< **nuka** = to smell).



How to apply it

In this unit, instead of the usual variety of exercises, you will find a number of Xhosa texts where you can exercise your **reading skill**. Some English texts are also included and these together, with the ones in Xhosa, should whet your appetite to learn more about Xhosa literature, history, culture and tradition.

JAMES JAMES RANISI JOLOBE (1902–1976) Ulibone ilanga ngowa-25 Julayi ngonyaka we-1902 e**Ndwe** ngase**Cala** apho uyise wayengumfundisi khona. Wafumana imfundo yokuqala e**Ndwe** nase**Matatiele**. Ngo1916 wathunyelwa e**Mthwaku**. Ukususela ngo-1919 ufundise kwizikolo ngezikolo.

Ngelo xesha wayehlala ngase**Mt.Frere** apho kuthethwa isiBhaca, isiHlubi nesiSuthu khona. Ngoko ke isiXhosa sakhe sasibuthathaka. Incwadi yakhe yokuqala *UZagula* yalungiswa kunene ngu**S.E.K. Mqhayi**, Imbongi yeSizwe. Phofu, xa wayengutitshala e**Bhobhotyane** nase**Mankazana**, wafunda isiXhosa esithethwa ngamaNgqika omgquba. (→ See next page) Ngo-1926 uye e**Fort Hare** e**Dikeni**. Apho waqeqeshwa kwimfundo yobufundisi waza waphumelela neB.A. Ukususela ngelo xesha upapashe iincwadi ezininzi – umzekelo *Umyezo*, *Amavo*, *Elundini loThukela* nezinye. *UThuthula* yimbalasane kwizibongo zikaJolobe ngakumbi ezothando. Ngumbongo-mbaliso osikhumbuza ngoHelen of Troy.

Wahlela iincwadi ezininzi. Kananjalo ukwaguqulele ezinye esiXhoseni. Ngo-1952 wathiwa jize ngeMbasa kaVilakazi* yiYunivesithi yaseWitwatersrand. Wayethweswa isidanga sembeko sobugqirha boncwadi (iD.Litt.) yiyunivesithi yase**Fort Hare** ngowe-1974 yokumbulela ngokubhala kwakhe isiXhosa.

UGqirha Jolobe usweleke ngomhla we-16 Meyi ngo-1976.

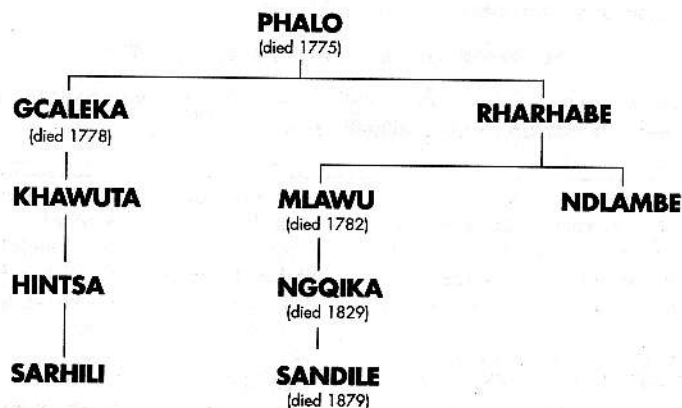
UJolobe akasayi kulityalwa kwimbali yolwimi lwamaXhosa kuba ulutyebisile watyebisa *nkqu* isithethe sawo.

wathunyelwa	was sent	umbongo-mbaliso	narrative poem
izikolo ngezikolo	different schools	wahlela	he edited
iindawo ngeendawo	different places	wathiwa jize	he was awarded
sasibuthathaka	was weak	iMbasa kaVilakazi*	the Vilakazi Medal
yalungiswa kunene	was extensively corrected	yokumbulela	in acknowledgement
Imbongi yeSizwe	Poet Laureate	usweleke	he died
upapashe	he published	akasayi	he will never
yimbalasane	is the outstanding	kulityalwa	be forgotten
kwizibongo	among the poems	ulutyebisile	he has enriched it
ezothando	lit. of things of love	watyebisa <i>nkqu</i>	(the language)
		isithethe sawo	and even Xhosa culture

*Prof. BW Vilakazi was the first black lecturer to be appointed at the University of Witwatersrand. This award, in his name, is given to scholars who have made significant contributions to African languages.

HISTORICAL CONTEXT OF THE BATTLE OF AMALINDE

At the beginning of the 18th century there was a great deal of fighting between **Ngqika** (1778–1829), and his uncle **Ndlambe**, son of **Rharhabe** and brother of **Mlawu** (**Ngqika's** father), who died, together with his father **Rharhabe**, in a battle against **abaThembu** in 1782. **Ngqika** was only four years old when his father died. **Ndlambe**, therefore, ruled as regent for **Ngqika**. He handed over power before **Ngqika** reached his 20th birthday but continued to try to exercise power which angered **Ngqika** whose ambition it was to rule all amaXhosa. With the help of alliances with other Xhosa chiefs and with the Boers and the British of the Cape Colony, **Ngqika** and **Ndlambe** were engaged in bitter battles. One of the reasons for such bitterness and hostility was **Ngqika's** abduction of the beautiful **Thuthula**, one of **Ndlambe's** wives. This action resulted in widespread rebellion. Eventually peace was restored through an agreement whereby **Ndlambe** recognised **Ngqika** as his senior. However, in the great battle of **Amalinde**, fought in 1818, **Ngqika** was defeated by **Ndlambe** but soon after that he secured a victory over his uncle with the help of the British troops. (c.f. Peires)



UNontando – Noni Jabavu was born on August 20, 1919 at Middledrift in the Eastern Cape Province. At the age of 14 she was sent to England in the care of English friends and went to school in York. Her studies at the Royal Academy of Music were interrupted by the Second World War when she joined the first group of women trained as semi-skilled workers and became an oxy-acetylene welder in the aircraft industry. She met her husband Michael Cadbury Crosfield, a film director, while still at school. Their families had first become associated when her grandfather, **John Tengo Jabavu**, politician and journalist who founded and was the first editor of *Imvo Zabantsundu*, led a deputation to the Houses of Parliament to protest against the policies to be implemented in South Africa. It was during this time that he met George Cadbury of the chocolate firm and Joseph Crosfield, Noni's husband's grandfathers.

Scenes from a South African life

'The hum of conversation was deafening. Every buyer was helped to make his or her choice by the others standing about and who all spoke in the usual terrific tones as if addressing people far off up mountains. From time to time, someone would turn aside, remove his or her pipe that was as long as your arm from the mouth and indulge in a splendid hard jet-like spit on to the floor boards. You had to keep a sharp look-out and leap out of the way.

The Europeans spoke Xhosa, and as locals usually were, seemed relaxed, unhurried, like their customers. I pushed my way through and stood at the counter next to a woman in the act of announcing that she had at last reached 'the moment of being about to buy'. She shouted, 'Come, European, I am ready for you.'

Her shoulders were bare, for she had wound her shawl under her armpits and over the married woman's modesty bib in order to free her hands. She now lifted them to her huge turban. The brass bangles from wrist to forearm gleamed. She felt in the folds of the turban, patting the folds back into place – all the while keeping up a powerful running commentary on the reasons why she had decided on the goods she had picked in preference to other specimens of the same, interrupting it to repeat, 'Come, European.'


Then she began to untie the knotted rag. She took out of it some pound and ten-shilling notes. They were grubby, and wrapped around coins: half-crowns, florins, shillings, sixpences, even 'tickeys' – the tiny silver threepenny bits.

'Come, man! What is the matter with this European – is he pretending not to want money?' Her every move was watched, men and women sucking their long pipes, eyes glued on her fingers as she fumbled. One man called out after the last tickey had been unwrapped, 'Where are the pennies and halfpennies?'

'Oh, I keep those in my purse', she said. That in turn was inside a twill bag decorated with black piping and suspended from her waist. She counted out the money. One of the Europeans now sauntered up and joined in the watching. She counted the money a second time, and a third time through, then paused. She raised her face to the ceiling and burst out in loud lament, 'Oh God, these Europeans are killing me! Why do you kill me, European, taking all my money?'

I leapt back a step for she 'threw' her voice like an actress, within inches of my ear. You could have heard her from the back row of a theatre, yet the shopkeeper was only across the counter. He was not disturbed but replied quietly, blandly, in Xhosa, his brown eyes scanning the money spread out in front of him, 'Have you not come of your own volition then, to be killed?'

(Noni Jabavu, *The Ochre People*, pages 64-5, John Murray, London, 1963)




Jean Morris (from *Abantu*)



Cape Times, 18/3/98

IVENKILE YANGAPHANDLE



Courtesy: T.V. Bulpin


Nokuba unghambi akunzima ezilalini zethu ukwazi ukuba ivenkile yiyiphi na kuba iba nguwona mzi uzindlu zibalulekileyo umzi kananjalo ojikelezwe yimithi. (p.69) Abantu abaNtsundu abaninzi bayoyiswa kukubiza amagama abantu abaNhlophe kwaye nangaphandle koko bathanda ukumnika igama lentetho yabo umntu oMhlophe osebenza phakathi kwabo – igama elidla ngokulandela izimbo zomninilo lowo. Ngenxa yezi ndawo wofumana ukuba abelungu beevenkile bonke ezilalini phaya banamagama esiNtu. Okuya bezingekandi kakhulu iintsimbi zamehlo phakathi kwabaNtsundu ubesakuthi Mhlophe ofike enxiba zona kwa-oko kube sekuthiwa nguMehlomane ukubizwa kwakhe. Umfo osisiqololwane enengxeba isiqingqi sendodana ebenganyali ukuzizuzela igama lokuba nguMafutha. Umfo oyindlezane ububele ubesele eya kubizwa ngokuba nguThandabantu. (p.70-71) Mhlawumbi wena uba kule venkile kuthengwa ngemali ngabo bonke abantu ukanti akunjalo. Le venkile ifana nendawo yentengiso ngezinye iindawo. Abanye ukuze bathenge kufuneka bona ngokwabo bathengise kwakumnini-venkile. Omnye uza namaqanda kwakunye nodaba olubangela ukuba ananise ngawo. (p.71) Lo mzi uyivenkile akwanele ukuba kuthengwe kuthengiswe kuwo kuphela, neposi yesithili esi iphuma kwakuwo apha. Yinto leyo oya kufika iincwadi ziyimfumba kwityeyana ebethelelwe eludongeni phaya. (p.72) Ngaphandle kwezi ndawo sezikhankanyiwe, ivenkile yangaphandle, ivala nelinye ikroba

entlalweni yabantu beningqi leyo ikuyo. Ifana nendawo yembutho, indawo yokubonana kwabantu neyokuthululwa kwemiyalezo eya kumacala abengenakufikelela kuwo lula umntu. Evenkileni uyazi ukuba uya kumbona nokuba mnye umntu oya ngakwelo cala. Andithethi ngolutsha lona kuba luse lusazi ukuba apho lungabonana khona kusevenkileni. (p.72–73)

(J.J.R. Jolobe, *Amavo, Witwatersrand University Press, Johannesburg, 1973*)

Translation in key, p. 292

SAMUEL EDWARD KRUNE MQHAYI (1875 – 1945)



Courtesy: Imvo

IKHULU

IFMINYAKA

KWILITYE langcwaba likaSamuel Edward Krune Mqhayi kubhalwe kwathiwa "Apha kalele imbongi yesizwe nombhali wencwadi, iphakathi lesizwe sakwaXhosa siphela, inkokheli ekwangumKrestu wene-ne, makaphumle ngozolo, umoya wakhe mawahlale usikhokela isizwe".

'In my final year at Healdtown, an event occurred that for me was like a comet streaking across the night sky. Towards the end of the year, we were informed that the great Xhosa poet, **Krune Mqhayi**, was going to visit the school.'

(See pages 38–40 in *Long Walk to Freedom*, McDonald Purnell, 1994, for the full account of this momentous occasion in the life of the young Nelson Mandela.)

This editorial in *Imvo* was written on the occasion of the centenary of the birth of 'Imbongi yeSizwe Jikelele' – **The Poet of the Nation, Samuel Edward Krune Mqhayi**. Mqhayi, playwright, poet and praise singer extraordinaire, was born at Tyhume near Alice. His formative years were spent at the Great Place of his uncle Chief Nzanzana where he remained for six years absorbing the traditional atmosphere and studying the customs and traditions of the Xhosa. He listened attentively to the discussions on customary law grasping the intricacies of legal procedure

which he would later use as the basis for his chef d'oeuvre *Ityala Lamawele*. He received his education at Lovedale and became a teacher and wrote *Ityala Lamawele* in 1914 while teaching at Macleantown. He was a prolific writer producing many books including poetry, plays and biographies.

After teaching for a year in East London he became assistant editor of *Izwe Labantu* and edited *Imvo Zabantsundu* from 1920–1921, during the last months of Jabavu's life.

In 1927 he wrote 7 additional stanzas of *Nkosi Sikelel' iAfrika* and in 1939 he published his autobiography. Among his well-known publications are *Don Jadu*, *Imihobe nemibongo* and *Inzuzo*.

The editor of *Abantu Batho*, the official organ of the African National Congress named him *iMbongi yeSizwe Jikelele* – the Poet of the Nation. On his retirement he went to Ntab' oZuko near Berlin, where he died in 1945.

The Telling of Folktales (Ukwenziwa Kweentsomi)

It was, and is still to some extent, a Xhosa custom for grandmothers to tell their grandchildren **iintsomi** – folktales. Their purpose was to enforce and support some point of family discipline or custom. They upheld conduct that was for the good of society or the welfare of the community.

Folktales always start with: *Kwathi ke kaloku ngantsomi* (Once upon a time) while the grandchildren usually respond by saying *Chosi!* (Hush!).

'Always, however, there was at least one adult, usually grandmama, sitting with us around the fire. To keep us children awake, she would tell *iintsomi*, the fairy-tale of amaXhosa.

There were tales about ogres and giants, about animals of the forests, great beasts, and about little hopping creatures of the veld. There were tales about animals of the river, huge scale-covered reptiles that could swallow people and animals whole, crushing them to death as they did so. And later on, when hungry, bring them up and chew them as cud.

There were happy tales also; princes and princesses, kings and queens, and chiefs and chieftainesses: stories that we listened to and believed. Stories that were told with such vivid detail and in such modulation of voice that we children saw them in our minds and lived them in our feelings; crying when a little orphaned girl, on her

way to her uncle or her grandparents who would look after her (this would-be guardian angel always lived far, far away) fell into the hands of an ogre disguised as a kindly little old lady, with designs to have her for his dinner. We roared with laughter – the kind of laughter that leaves you feeling weak in your belly, tears streaming down your face; honest no-nonsense and no-decorum laughter – whenever cruel giants and cannibals came to grief, usually by inadvertently falling prey to the very traps intended for their victims.


Oh, no doubt, we were blood-thirsty little people ourselves, but we felt self-righteous about it as long as it was the bad, terrible, cruel, ugly ogre, or some such, who thus met his demise.

Some of these stories told us of the origin of man, others were about natural phenomena, and others still were designed to teach us, the unwary audience, some aspect of morality. Looking back now, I see clearly how *iintsomi* are an essential and integral part of the socialisation of the child among amaXhosa.'

(Sindiwe Magona, *To My Children's Children*), David Philip Publishers (Pty) Ltd, Cape Town 1990

Imbangi yokuba imbila iswele umsila

Kwathi ke kaloku ngantsomi ebutsheni belizwe zonke izilwanyana zazingenamsila. Zonke zazonwabile ngaphandle kokumkani wezilo, *iNgonyama*.



Ithe ke ngenye imini yaqgiba ukuba zonke zamkele izipho ukuze zijongeke zintle kakhulu. Yazimema zonke ukuba zize enkundleni. Izilo zaphambana luvuyo ngaphandle kwe**imbila**.

Endaweni yokuya enkundleni zona zakhetha ukuhlala zigcakamele ilanga. Zazisonqena kakhulu kodwa zazizifuna zona izipho. Ngoko ke, zacela *iinkawu* ukuba zize zizamkele izipho ezo. *Iinkawu* zavuma zaya enkundleni apho zonke izilo zazihlangene khona.



INgonyama yazibulisa yazamkelisa izipho zonke. Ngasinye samkela umsila! Noko ke ukumkani lo wayesel' emdala kakhulu namehlo emadala waza ke ngoko wenza iimpazamo ezininzi. Umzekelo, wanika *indlovu*, isilo

esikhulu kakhulu umsilana omncinane kodwa *unomatse*, emncinci enjalo, wamnika umsila omkhulukazi. *Iinkawu* ke zanikwa imisila yazo zanikwa neye**imbila** imisila. Zahamba zonwabile. Zadlula ekhayeni leembila ezo. Zabuza *iimbila* ngetheko.

Iinkawu zahleka zaveza imisila yazo emitsha ngokuzidla okukhulu zatsho zisithi: 'Zizipho zokumkani ezi.' Zabongoza zathi *iimbila*: 'Sinikeni imisila yethu! Ncedani nisinike imisila yethu!' Kodwa *iinkawu* zahleka zagigitheka zalatha isihlomelo



ngaphantsi koboya emsileni zathi: 'Khangalani. Nantsi imisila yenu. Anizikhathazanga ngokuya kuyamkela, saza ke thina sayihlomela kweyethu.' Zatsho zathi *shwaka iinkawu*. Zaqumba kakhulu *iimbila* kodwa azaba nakwenza nto. Zisayiswele imisila *iimbila* kude kube nanamhla oko.

Kodwa ke, azonqeni njengoko zazinjalo ebutsheni belizwe.


Phela phela ngantsomi!

(Note: The proverb closely related to this intsomi is '*Imbila yaswela umsila ngokuyalezela*'.)



Why the rock rabbit has no tail

Once upon a time when the world was young (lit. at the newness of the land) all animals did not have tails. All were happy except for the king of the beasts, the *Lion*.




So one day he decided that all the animals should receive presents so that they should look beautiful. He invited all to come to his court. The animals were overjoyed (lit. mad with joy) except for the *rock rabbits*.

Instead of going to the court they preferred to bask in the sun. They were very lazy but they still wanted to receive their presents. Therefore they asked the *monkeys* to go and get their presents. The *monkeys* agreed and went to the court where all the animals were gathered. The *Lion* greeted them and gave out their presents. Each one received a tail. It happened that this king was already very old and his eyes, too, were old with the result that he made many mistakes. For example, he gave the *elephant*, a very big animal,



a very small tail but to the *squirrel* which is very small, he gave a huge tail. The *monkeys* were then given their tails and were also given those of the *rock rabbits*. They left happy. They passed by the home of those *rock rabbits*. The *rock rabbits* asked them about the party. The *monkeys* laughed and proudly showed off their tails and said: 'These are the gifts from the King.'

The *rock rabbits* pleaded saying: 'Give us our tails. Please give us our tails'. But the *monkeys* laughed and giggled and pointed to a joint under the fur on the tail:



'Look, here are your tails. You couldn't be bothered to go and get them yourselves, so we joined them onto ours!' Having said so the *monkeys* disappeared. The *rock rabbits* were very angry but they could not do anything. So they are tailless till this day, but they are not nearly as lazy as they were when the



world was young!

That is the end of the story!

(lit. The dassie has no tail because he sent someone on his behalf, i.e. don't rely on others to do your bidding!)

Translations of dialogues

It goes without saying that word-for-word translations from one language to another are virtually impossible. For literal translations consult the vocabulary boxes in each unit.

Unit 1 Getting acquainted on the aeroplane

Stewardess Good day, ladies and gentlemen. Welcome to flight 301 going to Cape Town.

oooOooo

Thandi Hello, how are you today?

Jenny I am well.

Thandi Oh! You speak Xhosa well! I am Thandi Thamsanqa.

Jenny I am Jenny Murray. I am glad to meet you. How are you?

Thandi (No), I am well, thanks. I'm also glad to meet you.

Jenny Do you live in Cape Town, Thandi?

Thandi Yes, we live in Pinelands.

Jenny Oh! I also live in Pinelands.

Thandi Where exactly?

Jenny Near Forest Drive. Where do you live exactly?

Thandi Near Pinelands High School.

oooOooo

Stewardess Excuse me, ladies and gentlemen. Fasten your seat belts. We'll shortly be arriving in Cape Town. Thank you for choosing Rainbow Airlines. I hope we'll see each other again soon! Welcome to Cape Town! Goodbye.

oooOooo

Jenny Goodbye, Thandi. It was nice to speak to you.

Thandi We'll see each other again!

Unit 2 Meeting again at the Murrays' home

- Jenny Hello, come in!
- Thandi How are you?
- Jenny We are well. It's nice to see you again.
- Thandi This is my husband, Themba.
- Jenny Hello, Themba. I'm very glad to meet you. This is my husband Peter.
- Themba I'm glad to meet you.
- Peter We are also glad to meet you. Welcome to our home. This is our son.
- Thandi Hello, my child. What's your name?
- David I am David.
- Themba Do you go to school, David?
- David Yes, I go to Grove.
- Thandi Where are you learning to speak Xhosa?
- David I'm learning it at school (*Nkosikazi*).
- Peter Do you have children?
- Themba Yes, we have, a son and a daughter.
- Peter Do they go to school?
- Themba Yes, they do. They go to Westerford.
- Jenny What about something to drink? Would you prefer tea or coffee or something cold?
- Thamsanqas Whatever. Yes, whatever.
- Peter Would you like to sit inside or outside?
- Thandi Let's sit outside. It's beautiful. May I help you Jenny?
- Jenny Thank you Peter and Themba. You can chat (in the meantime).
- Peter Okay!

Unit 3 Knowing how to speak Xhosa

- Themba Peter, you speak Xhosa well. Tell me, where did you learn to speak it so well?
- Peter I grew up on a farm near Grahamstown. Then I continued to learn it at school. Unfortunately, I've forgotten a lot. Also, I know that I make a lot of mistakes, but I'm trying (my best).
- Themba That doesn't matter, making mistakes. What is important is that you try to speak it every day.
- Peter You're right. You must tell me though when I make mistakes.

- Themba Fine, but you do follow (understand) well.
- Peter Yes, if one speaks slowly.
- Themba Well then, I'll also try to speak slowly.
- Peter Thanks, because I don't speak as well as Jenny. She also grew up on a farm in the Eastern Cape. She learnt it at school and university. She speaks as well as a Xhosa-speaking person – so much so that she teaches it now.
- Themba That's lovely! You know, the Dutch saying: '*So veel tale as jij kan, so veel male is jij man.*'
- Peter That's so true!

Unit 4 Speaking about work

- Peter Tell me, Themba, what's your line of work?
- Themba I work for an airline as a personnel manager.
- Peter Oh, (that's) personnel manager in English?
- Themba You're spot on!
- Peter You obviously communicate and work well with people.
- Themba Yes, I like to work with people very much. You know the Xhosa idiom: *A person is a person through other persons.*
- Peter You are so right!
- Themba What's your work, Peter?
- Peter I am a horticulturist at Kirstenbosch.
- Themba Mm, that's interesting!
- Peter Yes, it's interesting work. It is such a beautiful place to work at. Does Thandi also work?
- Themba Yes, she also likes to work with people. She is a doctor. She works at the Red Cross Children's Hospital. She goes there in the mornings only. In the afternoon she works at a Primary Health Care clinic.
- Peter She also works very hard then.
- Themba At which school does Jenny teach?
- Peter She doesn't teach at a school. She teaches adults who want to learn to speak Xhosa. You know, there are many people who want to learn to speak Xhosa now, especially business people and staff of companies, housewives, doctors and nurses, etc., etc.
- Themba Well, as they say in English: '*Better late than never!*'
- Peter How do you say that in Xhosa?
- Themba I don't know. Language is like that. It is not always easy to translate, especially when it comes to idioms.

Unit 5 How do you like your coffee?

- Peter At last! Let's quench (our) thirst!
- Jenny Sorry for letting you wait (such) a long time. We were chatting! I'm sure that you must be thirsty.
- Peter Yes, we are very thirsty. We are also hungry.
- Themba No, that's okay, we were also chatting.
- Jenny Thandi, how do you like your coffee? Do you want milk and sugar?
- Thandi Milk only, thanks.
- Jenny And you, Themba, do you want coffee with milk?
- Themba Yes, thanks, and two teaspoons of sugar.
- Jenny Here is the sugar. Help yourself.
- Peter How about some cake and sandwiches, Thandi?
- Thandi Thanks, Peter. May I have a small slice of cake? It looks lovely!
- Peter Indeed, it is delicious. Here's a slice!
- Thandi Thanks. Mm! This cake is delicious, Jenny, may I have the recipe?
- Jenny Sure! Just remind me. Themba, can I also give you a slice of cake?
- Themba Thanks Jenny. I love sweet things very much!
- Jenny Peter, please pass Themba the cake (while) I pour your coffee.
- Peter Okay. Thandi, what about another cup of coffee?
- Thandi No, thanks. One cup of coffee is enough for me.
- Peter Gosh, the sun has disappeared. It's getting cool now. Shouldn't we go inside?
- Jenny Yes, it's suddenly got cold. I am cold. Aren't you cold too?
- Thandi A little.
- Jenny Well, let's go inside then! Peter, please close the door.
- oooOooo
- Thandi Jenny, don't forget to give me the recipe for the cake.
- Jenny I haven't forgotten. Here it is. If you prefer chocolate icing you can dissolve a spoon of cocoa powder in a spoon of boiling water and beat well into the icing.

Unit 6 Are you warm enough?

- Peter Are you warm enough or should I switch on the heater?
- Themba No thanks, we don't need a heater. It's not that cold.

- Jenny The Cape weather is like that. One minute the sun is shining, the next (minute) it is raining.
- Thandi No man, don't exaggerate. And don't complain about the Cape weather! The rain is better than drought. We need rain in South Africa. It's scarce.
- Peter Jenny, you sound like the Gautengers! They don't like our weather; they complain about the rain in winter and about the wind in summer!
- Themba But let's be honest, the weather is beautiful in Gauteng in winter. It's dry, it doesn't rain.
- Thandi But the thunderstorms and lightning there in summer!
- Jenny No, let's admit, every place has its advantages and disadvantages.
- Thandi You're right. For instance, in Durban, the winter is pleasant, but the humidity there in summer is intolerable.
- Jenny Yes, it's exactly like that.
- Peter I hope that the weather will be fine this coming weekend because there is a big cricket match at Newlands. Do you like cricket, Themba?
- Themba Very much! Like Makhaya Ntini says on TV: '*I don't like cricket, I love it!*'
- Peter Well, I'm going on Saturday with David. Would you and your son like to come with us?
- Themba Yes, I would like that very much.
- Peter Okay, I'll phone you on Friday so that we can arrange where and when to meet.

Unit 7 Jenny at work - 'Let's speak Xhosa'

- Jenny Hello, students! Today **you** are going to speak Xhosa, and I am going to listen! Who wants to start?
- Mark and Paul We'll start, Jenny.
- Mark I'll be the petrol attendant, Paul will be the motorist.
- Jenny All right, students, talk!
- At the garage*
- Attendant Good day, sir. How are you, today? How can I help you?
- Motorist Good day, *Mnumzana*. How are you?
- Attendant No, nothing wrong. I'm okay despite the problems. And you?

- Thandi Did you bring her *Road to Health* Card?
 Mother Yes, here it is.
 Thandi That's fine. Well then, my child, show me, where exactly is your head sore? Can you point to where your head is sore?
 ULindiwe It's sore here.
 UThandi Is your throat sore?
 ULindiwe No.
 UThandi Are your ears sore?
 ULindiwe Yes.
 UThandi Is there any discharge from her ears, *Nkosikazi*?
 UMama Yes, there is.
 Thandi Since when has your child been ill, Mrs Majola?
 Mother This is the third day.
 Thandi Tell me, have you given her something to alleviate the pain?
 Mother Yes, I gave her Panado, but it didn't help at all.
 Thandi Has she (this child) ever hurt her head before?
 Mother No, doctor.
 Thandi Has she ever been sick before?
 Mother No, doctor.
 Thandi Has she (this child) any other problems?
 Mother Yes, doctor, she is not eating well.
 Thandi All right, Mrs Majola. I would like to examine her now. Please undress her and lie her down here on the bed.

Unit 9 Peter at work at Kirstenbosch

- Peter Good morning, pupils. Welcome to Kirstenbosch! My name is Peter Murray. This is my colleague Mrs Phumla Bongela. We both are horticulturists here at Kirstenbosch. Mrs Bongela will tell you about the waterwise gardens and the Outreach Gardening Project. This project was started to help schools to establish gardens suitable to your area. But first, I'm going to tell you a little about Kirstenbosch (itself). This garden, famous all over the world for its beauty, was founded in 1913. It is much acclaimed for its collection of South African plants. Look at these pictures taken at the Chelsea Flower Show in London where year after year Kirstenbosch has won many medals.

oooOooo

- Phumla Well then, pupils, I'm going to visit you at your school so that

- we can start a waterwise garden. I'll bring plants and garden tools, but I also want you to participate in this exercise by trying to prepare the soil at the school.
 Pupils How can we do that, *Nkosikazi*?
 Phumla The best way to start is to make compost. You can start by collecting kitchen waste. For instance, vegetable peels, egg shells, leaves, bones together with grass cuttings, dead flowers, feathers and ash. But don't put in tins, plastic or paper. I'll visit your school next week. We'll choose a suitable spot to make a compost heap. Until then, you can put everything you have collected into these bags. Well then, pupils, I am grateful to you for listening so attentively. Have a nice picnic now but I ask you please to keep the garden clean. Don't forget to pick up all your papers before you leave and put them into the rubbish bins. Goodbye. We'll see each other next week.

Unit 10 Themba at work - an interview

- Themba Good morning, Miss Green. Please sit down. I'm glad to see you. How are you?
 Miss Green Good morning, Mr Thamsanqa. Thank you. I'm fine except for feeling a little nervous.
 Themba No, Miss Green, don't be anxious. Relax! It seems that you speak Xhosa well. Tell me, where do you know it from?
 Miss Green I started to speak it when I was still small because my parents worked at a hospital near Keiskammahoek.
 Themba Oh, then you know the pure Xhosa! Can you also write it?
 Miss Green Yes, Mr Thamsanqa, I learned Xhosa at school and also at university.
 Themba Do you know any other languages as well?
 Miss Green Yes, I speak Afrikaans and a little French but the latter less.
 Themba Well then, Miss Green, please tell me a little about yourself.
 Miss Green I was born in 1969 in Cape Town. My parents moved to Keiskammahoek when I was still small, therefore I did the lower standards from Sub A to Std 5 at Keiskammahoek.
 Themba Where did you do your higher standards?
 Miss Green At boarding school in Port Elizabeth. I passed Matric in 1986. After that I studied for a BA degree at Rhodes University in Grahamstown.

- Themba What were your majors?
 Miss Green English and Xhosa.
 Themba Who taught you Xhosa?
 Miss Green Professor Majola. Do you perhaps know him?
 Themba Oh, very well! We studied together. He is a very bright man.
 Miss Green What a teacher! He helped me a lot. Well, I graduated in 1989. I started to work as a teacher. In 1994 I was promoted and became vice-principal.
 Themba Please tell me, why do you want to change jobs now?
 Miss Green I'm afraid many teachers are going to be retrenched. Besides, I am a 'people person'. I would very much like to work with different people. And I think I can make a contribution to your company.
 Themba Well then, Miss Green, do you have questions?
 Miss Green Yes, Mr Thamsanqa. Do you think that I have a chance of being appointed?
 Themba Yes, I think that you have a very good chance!
 Miss Green When can I expect to hear whether I have been successful?
 Themba We'll let you know at the end of next week.
 Miss Green Thank you very much, Mr Thamsanqa.
 Themba All right, Miss Green. It was nice to meet you. Goodbye.
 Miss Green Goodbye, Mr Thamsanqa.

Unit 11 May I speak to Mr Thamsanqa?

- Peter Hello, may I speak to Mr Thamsanqa? Is he perhaps there?
 Secretary May I ask who would like to speak to him?
 Peter Yes, this is Peter Murray speaking.
 Secretary Please hold on, Mr Murray. I'll just look and see whether he is in his office.
 Peter Okay.
 oooOooo
 Secretary Mr Murray, I'm sorry, Mr Thamsanqa is not here at the moment. He went out.
 Peter Do you know when he'll be back?
 Secretary I'm sorry, he didn't say. Would you like to leave a message?
 Peter Yes, please tell him that I wanted to get in touch with him about the cricket tomorrow. Perhaps he can phone me at home this evening.

- Secretary All right Mr Murray. I'll tell him. What's your telephone number?
 Peter It's 531-3767.
 Secretary All right, Mr Murray.
 Peter Thank you. Goodbye.
 Secretary Goodbye, Mr Murray.
 oooOooo
 David David Murray speaking.
 Themba Hello, David. How are you, my boy?
 David Oh, hello, Mr Thamsanqa. I'm fine thanks. And you?
 Themba No, I'm fine. Is your father perhaps there, David?
 David Yes. Wait a moment. I'll call him.
 oooOooo
 Themba Hello, Peter. It's Themba here. Thanks for phoning. Unfortunately I was at a meeting the whole day. I got your message when it was already late (evening).
 Peter It doesn't matter. I know you are busy.
 Themba What time shall we meet tomorrow?
 Peter What about 9.30?
 Themba That's fine. Where?
 Peter In front of the main gate.
 Themba Okay, we'll be there at 9.30. We'll see each other then.
 Peter We'll see each other.
 oooOooo
 Jenny Hello!
 Thandi Hello, may I speak to Mrs Murray?
 Jenny Hello, Thandi, it's me!
 Thandi Oh, sorry, my dear, I didn't recognise your voice. What's wrong?
 Jenny Oh, I've just got a little cold.
 Thandi Oh, I'm sorry. I'm phoning you because Themba and I are going to that new Xhosa restaurant on Saturday evening. We would like to invite you and Peter to join us. Can you come? Do you think you will be better by then?
 Jenny Oh, that would be lovely. I read about that restaurant in the paper last weekend. My mouth was watering. The (description of the) food brought back childhood memories. We used to eat all those traditional dishes on the farm!

Thandi Well then, let me fetch you so that we can meet Peter and Themba after the cricket game.

Jenny Thank you, my dear. We'll see each other.

Unit 12 At the cricket match

Themba It's lovely to see so much interest in cricket these days. Look at all these budding Makhaya Ntinis playing cricket.

Peter Indeed. Wherever you look these days there are boys playing cricket. Did you play cricket when you were at school, Themba?

Themba Yes, I liked playing cricket very much. I was a wicket-keeper-batsman. In fact, I opened the innings!

Peter Really!

Themba And you, mate, which sports did you play?

Peter Well, I played tennis and rugby at school. Unfortunately, I broke my arm when I was still playing under 15. After that I never played rugby again.

Themba What position did you play?

Peter I was a scrumhalf. Though I didn't play cricket I like to watch it very much especially when we play overseas teams. Did you play rugby or soccer?

Themba I played rugby.

Peter What position?

Themba I was 8th man.

Peter What about soccer? Did you play it?

Themba Yes, I played, it but I preferred rugby.

Peter It is very interesting how sport has the power to unite a nation.

Themba You're right. Remember the support the whole country gave *AmaBhokobhoko* at the world cup final! Who can forget how everyone sang, *Tshotsholoza*, as if in one voice.

Peter Indeed, I'm sure that the way the crowd sang gave *AmaBhokobhoko* the impetus that they needed to win the world cup!

Themba Wow! Who could forget the pride on President Mandela's face when he wore the No.6 jersey and held the trophy aloft together with François Pienaar.

Peter *Bafana Bafana* also got support like that when they won the African Cup of Nations. By the way, what do you do these days to keep yourself fit?

Themba E-e, I try to run three times a week, and I play squash regularly. And you?

Peter I cycle, and I try to walk up the mountain on Sundays. But sometimes it's difficult to find the time because my hobby is woodwork.

Themba Mine is photography. But the problem is just to find the time!

Peter Look, the players have come back. Lunch is finished. The game is going to start now. Let's go back to our seats.

Unit 13 Let's go to that new restaurant

Restauranteur Good evening. Welcome to *iZiko Lethu*. We are very glad to see you. How are you?

Themba No, we are fine except that we are hungry! Do you perhaps have a table for four?

Restauranteur Of course! Follow me.

Thandi Can we perhaps have a table near the window?

Restauranteur Here it is. How is this?

Thandi It's fine! Thank you.

Restauranteur Here is the menu.

Themba What do you recommend? What are the specials today?

Restauranteur Well, to start with we have *isonka samanzi*.

Jenny Oh! That reminds me of my childhood on the farm. I really loved *isonka samanzi*.

Restauranteur Is that so, *Nkosikazi*! Where do you come from?

Jenny I grew up on a farm *emaXhoseni*.

Restauranteur Where exactly?

Jenny Near Queenstown.

Restauranteur Oh, I don't know that region. I grew up in Transkei. Well, let me also recommend *umphokoqo*, *umnqusho*, *umfino*, mutton stew and tripe.

Peter I have forgotten, what exactly is *umphokoqo*?

Restauranteur It's cooked mealie meal.

Peter Oh yes, I remember now.

Jenny How is your *umfino* (made)?

Restauranteur It's with spinach and onion. May I bring you something

- to drink while you are deciding. How about *umqombothi*, *amarhewu* or beer?
- Themba Let's taste all! We have brought a bottle of wine. Can you open it?
- Restauranteur Of course!
- oooOooo
- Restauranteur Are you ready to order?
- Themba No, we haven't chosen yet.
- Restauranteur Fine, I'll come back in a little while.
- Jenny By the way, *Mnumzana*, where is the cloakroom?
- Restauranteur Follow me, I'll show you.
- Jenny Thank you. Excuse me for a little.
- The others That's fine.
- oooOooo
- Restauranteur Here's the meal!
- Jenny Mm, it smells delicious! It also looks delicious!
- Restauranteur Well then, I hope that you'll enjoy your meal!
- oooOooo
- Restauranteur Have you eaten well?
- The friends Very much so!
- Jenny I would like to get your recipe of *umngqusho* if it is not a secret?
- Restauranteur I'll ask the cook for it.
- Jenny I would be grateful.
- Restauranteur What about (some) dessert?
- The friends Thanks very much but we've all had enough (to eat).
- Themba May we have the bill now?
- Restauranteur No sooner said than done!

Unit 14 Buying clothes and various African arts and crafts

- Jenny Gosh! Please just look at all these beautiful things! Woven mats, wall hangings, pottery, baskets and clothing. It's going to be difficult to choose!
- Assistant Good day, may I help you?
- Jenny Your shop is really very beautiful! I know I'm going to spend a lot of money today!
- Assistant Thanks very much. Would you like to look around first?

- Jenny That would be nice.
- Assistant Call me if you need help or you want to know anything.
- Jenny Okay, *Nkosikazi*. I would like to start looking at dresses and skirts.
- Peter That wall hanging on that wall over there is beautiful, *Nkosikazi*.
- Assistant Which one, sir?
- Peter That one with the woman smoking a pipe. Where was it made?
- Assistant It was made by the local women.
- Peter How much does it cost, *Nkosikazi*?
- Assistant Unfortunately these wall hangings cost a lot of money nowadays because they are made by hand and are of mohair.
- Peter I understand.
- oooOooo
- Assistant Oo! You look very smart, *Nkosikazi*! That dress is very beautiful! It really suits you!
- Jenny Yes, but it's a bit small. Have you got it in a bigger size?
- Assistant I'll look for a bigger size. What size?
- Jenny 36.
- Assistant What colour would you like?
- Jenny Yellow or red.
- Assistant Unfortunately we only have white, brown and green in your size.
- Jenny That's fine, I'll try on the brown one.
- oooOooo
- Jenny It fits me perfectly. I'll take it! How much is it?
- Assistant If you buy the dress and the skirt I can reduce the price. They'll cost R225 together.
- Jenny Fine. I'll buy both but I don't have enough money. Do you accept credit cards?
- Assistant Don't worry, *Nkosikazi*. We accept cash, cheques and credit cards.
- Jenny That's good, because I still want to buy other things like pottery, basketware, and especially (jewellery) beads. (*amaso*)
- Assistant You mean '*iintsimbi*'. '*Amaso*' are bigger than *iintsimbi*.
- Jenny Of course! Now I remember!
- Assistant What sort of beads do you want? Necklaces, bracelets? Do you like these anklets?

- Jenny Gosh! Everything is very beautiful. Again it's going to be very difficult for me to choose! Look at all the colours!
- Assistant That's OK, *Nkosikazi*, take your time!

Unit 15 Travel woes

- Peter Good day, *tata*, how are you?
- Passerby Good day. No, I am still tottering along, my chap.
- Peter Can you help us, *bawo*? We are lost. Is this perhaps the road leading to *Sandile's* grave?
- Passerby No, you are on the wrong road.
- Peter Where do we get (on) the right road then?
- Passerby Turn back on the road you are on now. When you come to the first intersection follow the road to the left. After that, go straight. After one kilometre you'll see the sign '*To Sandile's Grave*'.
- Peter What is the road like? Is it a tarred road?
- Passerby No, it's a gravel road. It is also rather winding like a millipede! There is another road to the right which is shorter. Unfortunately it is not good.
- Peter Thank you very much, *tata*. By the way, where are you going? Can we give you a lift?
- Passerby No, thank you, I'm waiting here for my daughter.
oooOooo
- Peter Damn! The tyre wouldn't have burst if we had taken the tarred road!
- Jenny One is always wise after an event!
oooOooo
- Motorist Hello, What's the trouble? Can I help you?
- Peter Hello, *Mnumzana*. My tyre seems to have burst. Can you lend me your jack? Unfortunately mine has disappeared.
- Motorist What a shame! Wait a minute, I'll get the jack out of my boot. Has your spare got air?
- Peter Fortunately I pumped it up yesterday.
- Jenny Thank goodness, you arrived, *Mnumzana*!
- Peter Indeed! By the way, is there a garage nearby? I'm afraid we are soon going to run out of petrol. I can't understand it because I filled the tank yesterday!

- Motorist Perhaps there is a hole in the tank? You know, that happens quite easily on country roads. Let's have a look!
- Peter Oh, heavens! You are right. Indeed, there is a little hole the size of a pea. What are we going to do now?
- Motorist No, don't worry. If you have some soap I'll close it up. After that you will be able to drive to the garage.
- Peter How far is the garage?
- Motorist It's nearby, follow me.
- Peter Thank you, *Mnumzana*. You've really helped us.
oooOooo
- Mechanic Good day, can I help you, sir?
- Peter Good day, *Mnumzana*. Unfortunately, there is a little hole in my petrol tank. Can you repair it immediately?
- Mechanic Eh, I have a lot of work but I'll try.
- Peter Oh I thank you. How long will it take?
- Mechanic Mm, let me see, perhaps two hours.
- Peter Can you tell me how much it will cost?
- Mechanic It's difficult to tell exactly. About R350.
- Peter Fine, *Mnumzana*. Let's leave the car. We'll see each other later.

Unit 16 Xhosa heritage trail

- Themba How was your holiday *emaXhoseni*? Did you have a pleasant trip?
- Peter It was wonderful, though we had some problems with the car but luckily we were helped by some very kind people.
- Thandi Well, it's usually like that in the rural areas. But where exactly did you go?
- Jenny We started our trip in **Peddie**. Since my university days when I was studying Xhosa, I've always wanted to visit the historical places of the Eastern Cape. By the way, what is **Peddie** in Xhosa? I've forgotten.
- Thandi It's *Ngqushwa*.
- Jenny Oh, yes, of course. Well, we went to **Peddie** because we wanted to see that famous tree, the white milkwood tree. After that we headed for **King William's Town** to visit the **Kaffrarian Museum** where there is a very interesting collection of traditional artifacts. In the afternoon we went to **Steve Biko's** house. We also visited his grave.

- Peter The following day, we went off to **Hogsback** making a detour and passing through **Keiskammahoek** into the *Amalinde* region.
- Themba Oh *Amalinde*! You know, it was in that region that one of the bloodiest battles in Xhosa history was fought.
- Jenny Of course! That's the battle that is described in the poem *UThuthula* by **Jolobe**, which was one of our (prescribed) poems at university.
- Themba The whole region near the *Amathole* Mountains is full of Xhosa history. There are many places which are named after *Rharhabe* chiefs.
- Peter Yes, we passed *Sandile's* Dam and also saw *Ngqika's* grave on the way to **Alice**. In **Alice** we were very interested to visit Lovedale College and **Fort Hare University** where **Nelson Mandela** was a student together with many other present-day leaders.
- Jenny I had just finished reading *The Ochre People* written by **Noni Jabavu**. I therefore very much wanted to find the house in **Middledrift** where her father, Professor Jabavu, lived when he was professor of African languages at **Fort Hare**. Have you ever read this book?
- Thandi Yes, **Noni Jabavu** writes very well so much so that one can actually see the beauty of this region. She describes so beautifully the way of life and customs of the Xhosa people of that time. Have you also read her other book *Drawn in Colour*?
- Jenny Yes, am I not right in saying that that was her first book?
- Themba Did you find **Jabavu's** house after all?
- Jenny No, unfortunately we didn't.
- Thandi Where did you head for after that?
- Peter We stayed at **Hogsback** for a few days. Gosh! The beauty of that region is breathtaking. The peace! And the tranquillity! The indigenous forests and the waterfalls are quite stunning, and the many species of birds and their singing are just too wonderful to experience.
- Themba You must have been in your element, Peter, person of nature that you are!
- Peter You can say that again! Therefore we decided to stay there several days.

- Jenny The next place we visited was **Stutterheim**. We wanted to see *Sandile's* grave but we got lost and gave up. We wanted to follow *Sandile's* walk but we had no time.
- Peter The following day we headed for **Umtata**. On the way, we cut through beautiful pastures, with cattle and sheep dotting the slopes, passing through **Komga**, **Butterworth** and **Idyutywa**. We wanted to visit **Qunu** where **Nelson Mandela** was born. Unfortunately, his childhood home is not there any more but his school is still there.
- Themba Did you have time to go to the coast?
- Peter Of course! We stayed at **Port St Johns** for three days. The nature there! The hills descending to the coast, the round huts and the maize fields! Indeed, the country is still so unspoilt (it is like a young maiden!).
- Themba No, you've made me quite jealous!
- Jenny On the way to **Umtata**, at **Libode**, we passed by an old country store. It reminded me of **Jolobe's** essay *Ivenkile Yangaphandle*. We actually wanted to go to **Cala**.
- Thandi What attracted you to **Cala**?
- Jenny We were invited there by friends.
- Thandi What did you do there?
- Jenny We took part in the daily activities. And the kindness we found there was so heartwarming. In the evenings, we even sat around the fire and listened to folktales like days of old!

Key to exercises

Unit 1

- 1 (a) Molo Thandi. (b) Molo mama. (c) Molo tata. (d) Molo sisi. (e) Molo bhuti. (f) Molo nkosikazi. (g) Molo mnumzana/ mhlekazi. (h) Molo nkosazana. (i) Molo mntwan'am. (j) Molweni manene namanenekazi. (k) Ndingu... (l) Ndiyavuya ukukwazi.
- 2 (a) Unjani (namhlanje)? (b) Uhlala eKapa? (c) Ndawoni kanye?
- 3 (a) Namkelekile eKapa, manene namanenekazi. (b) Ndiyaphila, enkosi. (c) Ndiyavuya ukukwazi. (d) Ndihlala eKapa. (e) Bekumnandi ukuthetha nawe. (f) Bekumnandi ukudibana nawe. (g) Sobonana kwakhona kamsinya. (h) Sala kakuhle. (i) Salani kakuhle. (j) Hamba kakuhle. (k) Hambani kakuhle. 4 (a) Uphila njani? / Unjani namhlanje? (b) Uhlala phi? (c) Ndawoni kanye? 5 Nam ndiyavuya ukukwazi Jenny.
- 6 knowledgeable person; news/affair; danger; opportunity/chance; try, strive.
- 7 (a) ibhafrum – bathroom (b) ibhedi – bed (c) ikhabhathi – cupboard (d) idrowa – drawer (e) iwodrophu – wardrobe (f) ishelefu – shelf (g) ibhokisi – box (h) itipoti – teapot (i) ifolokhwe – fork (j) iwotshi – watch (k) ipensile – pencil (l) irediyo – radio (m) iheji – hedge (n) igaraji – garage (o) ibhayisikile – bicycle (p) imoto –

motor(car) (q) ilori – lorry (r) iteksi – taxi (s) ifomu – form (t) imali – money.

Unit 2

- 1 (a) Ngubani igama lakho? / Ûngubani? (b) Unjani namhlanje? (c) Uyafunda? (d) Ufunda phi ukusithetha isiXhosa? 2 wakho; wam; wakho; wam. 3 (a) Ngena. (b) Kumnandi kakhulu ukudibana nawe. (c) Hlala phantsi. (d) Kunjani ngokuphunga okanye ngokusela? (e) Hamba kakuhle. 4 (a) Ûfuna (ukuphunga) ikofu? (b) Ûfuna (ukuphunga) iti? (c) Ûfuna ukudibana noPeter? (d) Ûfuna ukuthetha noThemba? (e) Ufuna ukuthetha isiXhosa? (f) Ufuna ukuhlala ngaphandle? (g) Ufuna ukuhlala ngaphakathi? (h) Ufuna ukuhamba ngoku? 5 (a) Nifuna (ukuphunga) ikofu? (b) Nifuna (ukuphunga) iti? (c) Nifuna ukudibana noPeter? (d) Nifuna ukuthetha noThemba? (e) Nifuna ukuthetha isiXhosa? (f) Nifuna ukuhlala ngaphandle? (g) Nifuna ukuhlala ngaphakathi? (h) Nifuna ukuhamba ngoku? 6 (a) Ukhetha iti okanye ikofu? (b) Ukhetha ukuhlala ngaphakathi okanye ngaphandle? (c) Ukhetha ukuthetha isiXhosa okanye isiNgesi? 7 (a) Masingene!

KEY TO EXERCISES

283

- (b) Masihlale phantsi! (c) Masithethe isiXhosa! (d) Masiphunge ikofu! (e) Masiphunge iti! (f) Masisele into ebandayo! (g) Masihlale ngaphandle! (h) Masincokole! (i) Masisale! (j) Masiye / Masihambe. 8 (a) Bahlala; eKapa / ePinelands. (b) Ûfunda; esikolweni. (c) Ûfunda; esikolweni. (d) Bahlala; ePinelands. 9 (a) Ngubani igama lakho? (b) Uhlala phi? (c) Uphila njani namhlanje? Possible answers: (a) NdinguJohn Smith. (b) Ndihlala eKapa. (c) Ndiiphila kakuhle. 10 UJenny: Molo Thandi, wamkelekile. UThandi: Molo, sisi. UJenny: Ngena. Kunjani namhlanje? UThandi: Ndisaphila. Unjani wena? UJenny: Ndikhona, sisi. Ufuna into yokusela? UThandi: Hayi, Jenny, ndikhetha ikofu. UJenny: Kulungile. Masiphunge. Ufuna ukuhlala ngaphakathi? UThandi: Hayi, sisi. Masihlale ngaphandle. Lihle namhlanje. Ndingakuncedisa? UJenny: Ewe, ungandancedisa, enkosi. (a) yes (b) no (c) no (d) yes.

Unit 3

- 1 (a) Ndifuna ukuthetha isiXhosa. (b) Ndingathetha isiNgesi? (c) Ndithanda ukuthetha isiXhosa. (d) Ndizama ukuthetha isiXhosa. (e) Ndithetha isiXhosa kancinci nje. (f) Ndisafunda. (g) Ndisaphazama kakhulu xa ndithetha isiXhosa. (h) Nceda ndilungise. 2 (a) Andiqondi. (b) Nceda uphinde kwakhona. (c) Andilandeli. (d) Uxolo, ùthini? 3 (a) Hayi, andikwazi. (b) Hayi, andisithethi kakuhle. (c) Hayi, andiqondi. (d) Hayi, andiphilanga. (e) Hayi, andikhumbuli. (f) Hayi, andifuni (ukuphunga) kofu. (g) Hayi, andifuni manzi. (water) 4 (a) Nceda uthethe isiXhosa / Ndicela uthethe isiXhosa. (b) Nceda uzekelele / Ndicela uzekelele. (c) Nceda uphinde kwakhona / Ndicela uphinde kwakhona. (d) Nceda uzame kwakhona / Ndicela uzame kwakhona. (e) Nceda undixelele / Ndicela undixelele. 5 (a) When was President Nelson Mandela born? (b) He was born on July 18, 1918. (a) Where did he grow up? (b) He grew up in Qunu in the Eastern Cape Province. (a) Where did he go to school? (b) He went to a Wesleyan school. After that he went to the University of Fort Hare. (a) What did he do after that? (b) He worked as a policeman on the mines but he carried on with his law studies. 6 (a) Kuthethwa isiNgesi, isiBhulu nesiXhosa. (b) Kuthethwa isiXhosa, isiNgesi nesiBhulu. (c) Kuthethwa isiTswana nesiBhulu. (d) Kuthethwa isiSuthu nesiBhulu. (e) Zonke iilwimi zithethwa eGauteng. (f) Kuthethwa isiSwati, isiTsonga, isiZulu, isiNdebele nesiBhulu. (g) Kuthethwa isiZulu nesiNgesi. (h) Kuthethwa isiTswana, nesiBhulu. (i) Kuthethwa isiVenda, isiPedi nesiBhulu. (j) Kuthethwa isiXhosa eMpuma-Koloni naseNtshona-Koloni. (k) Kuthethwa isiZulu kwaZulu-Natal eMpumalanga naseGoli. (l) Kuthethwa isiTswana eMntla-Ntshona naseMntla-Koloni. (m) Kuthethwa isiSuthu eFreyistata. 7 (a) AmaZulu athetha isiZulu. (b) AmaSwati athetha isiSwati. (c) AmaNdebele athetha isiNdebele. (d) AmaBhulu athetha isiBhulu.

- (e) AmaVenda athetha isiVenda.
 (f) AmaNgesi athetha isiNgesi.
 (g) AbeTswana bathetha isiTswana.
 (h) AbeSuthu bathetha isiSuthu.

Unit 4

- 1 (a) ootitshala (b) balungile (c) ntoni?
 (d) Ungumfundi (e) ntoni? (f) abazali bakho? (g) Uyingcaphephe yezityalo (h) ungutitshalakazi (i) ntoni?
 (j) isiXhosa (k) nesiNgesi (l) abazali (m) ungumphathi (n) ungugqirha.
 2 umakhi, umbhali, umcoci, umculi, umfoti, umguquli, umlawuli, umlimi, umphathi, umqeqeshi, umsasazi, umthengisi, umthwali (*porter), umzobi. 3 (a) UThemba ungumphathi. (b) USipho ungumakhi. (c) ULinda ungumcoci. (d) UNozipho ungumsasazi. (e) USindi ungumbhali. (f) ULumkile ungumlimi. (g) UThandeka ungumculi. (h) UXoliswa ungumguquli. (i) UYizani ungumthengisi. (j) UThandi ungugqirha. 4 Ngabantwana; ngabazukulwana; yintombi: ngutata; ngumama; ngutat'omkhulu; ngumakhulu. 5 (a) Lo ngunyana wam. (b) Ngabazali bam. (c) Yintombi yam. (d) Lo ngutat'omkhulu wam. (e) Lo ngumama wam. (f) Yinkosikazi yam. (g) Ngabantwana bam. (h) Lo ngumyeni wam. 6 (a) Uvela efama ngaseRhini. (b) Uhlala eKapa ngoku. (c) Uya eKirstenbosch yonke imihla. (d) Uvela eMpuma-Koloni. (e) Ufundisa abantu abafuna ukufunda ukuthetha isiXhosa, oosomashishini,

- abasebenzi beenkampani njalo, njalo. (f) Usebenza kwisibhedlele sabantwana iRed Cross. (g) Uya kwikliniki yePrimary Health Care. (h) Usebenza inkampani yeenqwelomoya. 7 (a) Ndivela e___; (b) Ndihlala e___ ngoku; (c) Nding___ / Ndi___; Ndiy___; (d) Ndisebenza e___ / Ndisebenzela ___ 8 (a) ndisebenzela (b) iphekela (c) uyandifundisa (d) ufundeja (e) bayathandana. 9 (a) Masifundisane! (b) Masidibane! (c) Masincedisane! (d) Masakhane! 10 (a) ndihambe ngoku (b) ndiye emsebenzini (c) ndisebenze ngoku (d) ndiye esibhedlele (e) ndigoduke (f) ndithethe isiXhosa yonke imihla (g) ndihlawule ngekhadhi. 11 (a) ngebhasi; nge-eropeni (b) nge-eropeni; ngemoto (c) ngokomsebenzi; ndingumphathi (d) kwishishini; e-ofisini (e) nangokuhlwa; ngamanye (f) ngento. 12 Bangumthi; Bayinyoka; Uyinyoka; Ungumkhombe; Uyindlovu. 13 UJenny: Thandi, usebenza kwesiphi isibhedlele? UThandi: Ndisebenza kwisibhedlele sabantwana iRed Cross. UJenny: Oo, wenza umsebenzi omkhulu. Usebenza khona imini yonke? UThandi: Hayi, ndisebenza esibhedlele kusasa kuphela. Emva kwemini ndisebenza kwikliniki yePrimary Health Care. UJenny: Ngumsebenzi onzima kanjalo. UThandi: Nawe usebenza kakhulu, Jenny. UJenny: Masiye ngaphandle ngoku. Nantsi ikofu nekeyiki. Ndigqibile ekhitshini. (a) Jenny and Thandi (b) about their work (c) in the kitchen.

Unit 5

- 1 (a) Iphi iswekile? (b) Luphi ubisi? (c) Iphi ikeyiki? (d) Liphil icephe? (e) Iphi ikofu? (f) Iphi iti? (g) Iphi itispuni? 2 (a) Nantsi iswekile. (b) Nalu ubisi. (c) Nantsi ikeyiki. (d) Nali icephe. (e) Nantsi ikofu. (f) Nantsi iti. (g) Nantsi itispuni. 3 (a) Ndiyayithanda. (b) Ndiyawzithanda. (c) Ndiyazithanda. (d) Ndiyayithanda. (e) Ndiyayithanda. 4 (a) Yizalise. (b) Wabilise. (c) Luzise. (d) Yigqithise. (e) Zincede. 5 (a) Unjani namhlanje? (b) Banjani abantwana? (c) Unjani umyeni wakho? (d) Injani inkosikazi yakho? (e) Banjani abazali bakho? (f) Unjani umsebenzi? (g) Linjani izulu? (h) Injani ikeyiki? (i) Zinjani lisengwitshi? 6 (a) (Ionti) yenze shushu; (ubisi) unga/ubilisi; (umxube) wuzamisele (b) 1½ iikomityi zecastor sugar; 2 iikomityi zeflawu; ikomityi yobisi; 90gm yemajarini; 1½ itispuni zevanilla essence; indlela yokwenza; umxube wobisi; iitin zekeyiki; ipakethe ye-icing sugar; 250 gm yemajarini; icephe lecocoa powder; icephe lamanzi. 7 Amaqanda; iflawu; ibhotholo; iswekile; ubisi; imajarini; i-icing sugar. 8 ikofu; amanzi; ikofu; ubisi; ubisi; ubisi; ubisi; ubisi. 9 1(c) 2(d) 3(g) 4(a) 5(e) 6(h) 7(b) 8(f).

Unit 6

- 1 1(b) 2(d) 3(a) 4(e) 5(c) 6(f).
 2 (a) Ndiyagodola; kuyabanda (b) Ndifudumele; kufudumele (c) Kuyaphola; kupholile (d) Kuza kuna ngomso; akuzi kuna namhlanje.

- 3 (a) Yimini entle (b) embi (c) epholileyo (d) eshushu (e) Bubusuku obupholileyo.
 4 (a) Siza (b) ningathanda (c) Sinamanye (d) ndingathanda (e) kuxhomekeke (f) uvuthuza (g) luza kulwa (h) Ndiyoyika (i) asizi kuya (j) kuvuthuza gqitha (k) Niza kuya (l) kuyanetha? (m) andoyiki (n) Niza kuya (o) kushushu (p) andikhathazeki / asikhathazeki.
 5 Weather forecast: (a) winter (b) summer
 Makhe sikhangele ukuba imozulu yangomso iza kuba njani na. Liza kusibekela libanda linentshizane eNtshona-Koloni kodwa lihaqazazelise amazinyo embindini emva kwemini kude kuwe nekhephu kwimimandla ephakamileyo nasezintabeni. Siya phaya eMpuma-Koloni. Gqaba amafu lipholile linemvulana. Iimvula ziza kunwenwela ngasempuma ngomso. Ziya kuphela emva kwemini. (Let's just have a look at what the weather will be tomorrow. It will be overcast and cold with drizzle in the Western Cape but in the interior it will be so cold as to make your teeth chatter and even snow falling in the high regions and on the mountains. We go over to the Eastern Cape. Scattered clouds, cool with light rain. The rain will spread towards the east tomorrow in the afternoon.) Izanuse zemo-zulu zilumkise ukuba liza kuzola de ilanga ligqatse ubhobhozi eNtshona-Koloni ngomso. Kanti kuza kubhudla umoya ongephi kodwa uza kutsho ngamandla kufutshane nonxweme ngokuhlwa.

EMpuma-Koloni liya kuzola lithe qqaba amafu, kanti kungakho neendudumo mva. *(The weather forecasters warn that it will be fine becoming so hot that the sun will scorch even the African hoopoe bird in the Western Cape tomorrow. Whereas there will be a slight wind but it will be stronger near the coast towards evening. In the Eastern Cape it will be fine with a few scattered clouds and there could even be thunder later.)*

6 (a) Uyakwazi ukuthetha isiXhosa? Hayi, ndikwazi ukuthetha isiZulu kancinci kuphela / qha. (b) Uyakwazi ukuthetha isiNgesi? Ewe, ndisifunda esikolweni. (c) Ungandanceda? Kakade, ndiza kukunceda. Ndiluzisi, andinakho ukukunceda / andinakukunceda. (d) Unokuza ngoLwesihlanu? Ndiluzisi, andinakuza. Ndirakakile gqitha. (e) Ndingakufowunela ngomso? Kulungile. (f) Ndingakugalelela enye ikomityi yekofu? Hayi, enkosi. Ikomityi enye yanelekum.

(g) Ndingangena? Ewe, ndicela ungene. 7 (a) Ndikhetha izinto ezimnandi. (b) Ndikhetha ikofu enobisi neswekile. (c) Ndikhetha iisengwitshi. (d) Ndikhetha imajarini (e) Ndikhetha iwayini emhlophe.

8 (1) imnyama (2) ilubhela (3) iluhlaza (4) imhlophe (5) ibomvu (6) iblawu / iluhlaza.

9 'Now we (have) hope for peace, Now we (have) hope for happiness / Through the coming of the summer rains / Because summer has now come.' From a summer rain region, i.e. Eastern Cape.

Unit 7

1 (a) Uxolo, ndikwenzakalisile? (b) Uxolo ngokukuphazamisa. (c) Ndiluzisi, ndileyithi. (d) Uxolo, ndilibele. (e) Uxolo ngokukulindisa. (f) Uxolo, andisithethi kakuhle isiXhosa. 2 1(c) 2(a) 3(e) 4(b) 5(d). 3 (a) Yiza apha. Kulungile, ndiyenza. (b) Yima! Kulungile, ndiyema. (c) Yenza iti ngoku. Kulungile, ndiza kuyenza ngoku. 4 / Ewe, ndifuna ipetroli. / (u-97) Ndifuna u-97/ Nceda ugaalele u-97. / Hayi, ndiphe nge-50 rand qha namhlanje. / Nazi. / Hayi, kodwa unokukhangela amavili. / Faka 210. / Ewe. Musa ukulibala ukukhangela amanzi. / Enkosi. Nali icuba. 5 (a) Wazalelwa (b) ndazalelwa (c) bafudukela (d) Ndakhulela (e) wazalelwa (f) ndazalelwa (g) ndahlala (h) Utshatile? (i) sisebenza (j) Utshatile wena? (k) ndineentombi (l) unabantwana? (m) sinabantwana / ndinabantwana (n) isencinci (o) Kufuneka (p) Ndileyithi / Kuleyithi (q) Bekumnandi. 6 (a) Ube nempela veki emnandi eRhini. (b) Ube neholide emnandi. (c) Ndikunqwenela impumelelo emsebenzini wakho. (d) Ubhale kakuhle. (e) Ube neKresmesi emyoli nonyak' omtsha omnandi. (f) On birthdays. At weddings. (On the occasion of President Mandela's marriage to Graca Machel, family members sang this song which is traditionally only sung at weddings.

7 1(i) 2(j) 3(b) 4(h) 5(g) 6(d) 7(c) 8(e) 9(f) 10(a). 8 Title.

Unit 8

1 amehlo; iindlebe; iingalo, izandla; iminwe; imilenze; iinyawo; iinzwane; amazinyo; amadolo. 2 (a) Unjani umntwana wakho? Usesesibhedlele? (b) Ndiluzisi ukuba ubhetele kancinci kuphela/qha kodwa ndonwabile ukuba usekhaya kwakhona. (c) Utheni ugqirha? (d) Masithembe ukuba uza kuphila kamsinyane kwakhona. 3 (a) iflu (b) ifiva (c) ibhedi (d) usisi. 4 (a) Molo mama. (b) Unjani namhlanje? (c) Ndiluzisi ukuba usesibhedlele ugula. (d) Ndingakunceda ngantoni? (e) Uneentlungu? (f) Ndithemba / ndinqwenela ukuba uya kuchacha ngokukhawuleza. (g) Sala kakuhle, mama. 5 1(f) 2(d) 3(b) 4(c) 5(a) 6(e). 6 (c) (a) (d) (f) (b) (e). 7 (a) Unesibindi. (b) Unentliziyo kakhulu. (c) Banomqolo kakhulu. (d) Unomlomo. (e) Unesandla. 8 He/she has a cold hand. (b) He/she has a hot hand. (c) He/she gives with a beautiful heart. (d) He/she has a white heart. (e) Do you have heavy knees? 9 (a) My heart is sore. (b) He/she has a dark/black heart. (c) He/she has a pure heart. 10 (a) oluphi ulwimi (b) eziphi iilwimi (c) nezinye iilwimi ... kwelinye ilizwe? (d) oluphi ulwimi? (e) ngowuphi unyaka? (f) ngeyiphi inyanga? (g) Ngeyiphi imini? (h) kweliphi ilizwe? (i) Kweyiphi idolophu? (j) kwesiphi isikolo? (k) kweliphi ibanga? (l) kweyiphi iyunivesithi?

Unit 9

1 (a) kaNkosikazi Bongela (b) likaRycroft (c) bakaPeter (d) kaPeter (e) kaPhumla. 2 It is the coming of Nxele. 3 Umgquba, imbewu, imithi, izixhobo. 4 (a) Uphi - Unaye? nangu. (b) Ziphi - Unazo? nanzi. (c) Iphi - Unayo? Nantsi. (d) Liphi - Unalo? Nali. (e) Siphi - Unaso? Nasi. (f) Iphi - Unayo? Nantsi. (g) Liphi - Unalo? Nali. (h) Iphi - Unayo? Nantsi. (i) Iphi - Unayo? Nantsi. (j) Uphi - Unawo? Nanku. 5 1(f) 2(g) 3(d) 4(c) 5(h) 6(a) 7(b) 8(e). 6 (a) ezi zinto (b) loo kiriva (c) le mithi (d) loo mithi (e) ezaa zithole (f) laa heji. 7 (a) le (b) lo (c) lo (d) le (e) esi (f) lo (g) le (h) le. 8 (a) Eyona (b) Eyona; (c) yeyona (d) Yeyona (e) lelona (f) eyona. 9 (a) -qokelela (b) yahlukanisani (c) Fakani (d) -bole (e) -gcine (f) -thatha (g) -nkckenkeshela (h) -tyaleni (i) -zaliseni (j) -tyaleni (k) -gcineni (l) -fe (m) Khumbulani (n) nqabe (o) -zama (p) -londolozza (q) nkckenkeshelani (r) -nkckenkeshela (s) nkckenkeshelani (t) Lumkani (u) -moshi (v) Jikelezani (w) -gcine.

Unit 10

1 1(c) 2(b) 3(d) 4(a). 2 (a) The dough is eaten by the dog. (b) The soil is beaten by the sun. (c) The children were entered by a bird. (d) It was gone by the custom. (e) This thing is deprived of time. (f) The depth of a pool is felt by a stick. 3 Horoscope; obituary. 4 (a) Bancokola e-ofisini / emsebenzini. (b) Kakuhle. (c) Baya ekhefi baphunge. (d) Ngoba/Kuba

uMary uyuselwe emsebenzini.

(e) Entlanganisweni.

5 1 (c) Ndiyireceptionist;

2 (a) Ndingumpheki; 3 (b) Ndiyintatheli.

6 (a) **Social worker** (wanted). *Our company is looking for the service of an energetic hard-working person (who can work hard) in child protection. A driver's licence and knowledge of Xhosa are essential. Experience in child care and speaking English and Afrikaans well is of advantage. Salary is negotiable according to work experience. Send your CV and references of three people who can be contacted and the job application to _____. Closing date is ____.* (b) **Receptionist / secretary** (wanted). *A well-known garage (place that repairs and sells cars) is looking for a receptionist / secretary. The applicant must have the following skills: be computer literate; able to write and send accounts; write and answer all letters; communicate with people; speak Xhosa, English and Afrikaans well. Experience in secretarial work is also required. This includes: answering calls and enquiries; dealing with visitors; writing letters and posting outgoing mail; looking after all stationery; preparing meetings. Fax CV and three contactable references to ____.*

7 (a) good (b) bad (c) interesting (d) brave (e) popular (beloved) (f) energetic (g) knowledgeable (h) kind (i) lonely (j) experienced (k) calm (l) diligent (m) famous (n) busy.

Unit 11

1 (a) akakho (b) akazi kuba kho (na)

(c) akazi kubuya (d) akakho, usekhaya. (e) awukho (f) ayikho.

2 (a) ndingathetha (b) Ndilusizi (c) usaxakekile (d) ukushiya umyalezo

(e) Mxelele ukuba ndiza kuzama ukumfowunela kwakhona emva kwemini. 3 For example, Wrong number. (Inombolo ewrongo)

4 (a) Ufuna ukuthetha noNksk. Bizo.

(b) Hayi, akakho. (c) Uvile ukuba

uNksk. Bizo ufuna umntu oza

kumncedisa kwishishini lakhe. Ufuna

ukwenza isicelo. (d) Uza kuzama

ukufowuna ngentsimbi yesithandathu.

5 (a) Ndithethe noVal namhlanje.

(b) Siza kuya kubukela ifilim ngeCawa.

(c) Ungahamba nathi? (d) UVal uza

kundiphuthuma ngentsimbi yesihlanu.

6 (a) Ndinabantwana abathathu,

iintombi ezimbini nonyana omnye.

(b) imiyalezo emine (c) iinombolo

zefowuni ezimbini (d) amatikiti

amahlanu (e) iincwadi ezintandathu.

7 UThandi: Molo sisi. UNomsa: Ewe

ke, sisi. Kunjani? UThandi: Ndikhona,

sisi, ngaphandle nje komsebenzi.

Unjani wena? UNomsa: Ndiphilile,

enkosi. Uxakekile? UThandi: Ewe,

kufuneka ndiye evenkileni. Sifuna

ukulungiselela itheko ngoMgqibelo.

Ukuba lihle singenza ibrayi

ngokuhlwa. Singathanda ukuba nize

wena noSipho? Siza kumema nabanye

abahlobo. UNomsa: Enkosi

ngokusimema. Ndingathanda ukuza

kodwa ndiza kuthetha noSipho kuqala.

Ndiza kukufowunela ngokuhlwa

okanye ngomso. UThandi:

Ndiyathemba ukuba uSipho unokuza.

KEY TO EXERCISES

UNomsa: Nam ndiyathemba.

UThandi: Awu, nkosi yam, seyi-5

o'clock. Kufuneka ndikhawuleze

ndiye evenkileni. Sobonana

ngoMgqibelo mhlawumbi. UNomsa:

Kamnandi. (a) yes (b) yes (c) no

(d) no (e) yes. 8 1(e) 2(b) 3(g) 4(c)

5(f) 6(a) 7(h) 8(d).

9 (a) nabani? (b) Ngubani (c) bani?

(d) eyiphi (e) Ngubani (f) Ithini (h)

Ithini (i) Ithini (j) ntoni? (k) ngantoni?

(l) Yintoni (m) ntoni? 10 1(d) 2(b) 3(e)

4(a) 5(c).

Unit 12

1 (a) isenta – centre (b) iflenki – flank

(c) iflyhafu – flyhalf (d) ihoka –

hooker (e) ilokhu – lock (f) isikramhafu

– scrumhalf (g) irenka / front rank

(h) isikoro – score (i) isoka – soccer

(j) amatikiti – tickets. 2 (a) Yikhabe!

(b) Yibambe! (c) Yiphose! (d) Yigqithise!

(e) Yibethe! 3 (a) nini (b) awaphi

(c) ngubani (d) ngubani (e) njani /

ngubani (f) bani (g) eliphi.

4 (a) Ndisadlala (b) Andidlali

(c) Andisadlali (d) Ndandikade

ndidlala (e) (Andi)zange ndiwudlale.

5 (a) Kutheni wena uwuthanda

umbhoxo? (b) Kutheni wena

ukuthanda? (c) Kutheni wena

ungayithandi? (d) Kutheni wena

ungakuthandi? 6 (a) Wawukade

uthunga / Wawuthunga ntoni?

(b) Wawukade unitha / Wawunitha

ntoni? (c) Wawukade ucula /

Wawucula / ntoni? (d) Wawukade

udanisa yeyiphi imidaniso?

(e) Wawukade uloba phi?

7 (a) Uyayithanda imidlalo?

(b) Uxhasa eliphi iqela?

(c) Uyayibukela imidlalo kumabona-

kude? (d) Unemisetyenzana

yokuzonwabisa? (e) Uyawuthanda

umculo? 8 (a) wayemele

(b) wayeyintloko (c) wayedlalela

(d) wayengomnye. 9 (a) USipho

udibana noVuyani. (b) Ebegula.

(c) Ebegula inyanga yonke.

(d) Bathetha ngoNomsa. (e) Udla

ngokubaleka. (f) Wawa, wophuka

umlenze. (g) Ufuna ukufowunela

umyeni wakhe kuba ufuna ukufumana

isibhedlele. 10 (a) UVuyani ufuna

ukufowunela umyeni womhlobo

wakhe. (b) UVuyani ufuna

ukufowunela inkosikazi yomhlobo

wakhe. (c) UVuyani ufuna

ukufowunela abazali bomhlobo

wakhe. 11 1(g) 2(i) 3(e) 4(a) 5(d) 6(h)

7(c) 8(b) 9(j) 10(f).

Unit 13

1 (a) Ukutya akumnandi.

(b) Andinambithi kutya. (c) Isonka

asinancasa. (d) Andithandi nyama.

2 (a) kokulamba (b) kokunxanwa

(c) komsebenzi (d) kwezulu

(e) kokufunda gqitha. 3 (a) Imifuno

midala kakhulu. (b) Ama-apile

amnandi. (c) Isuphu ayinatyuwa

(konke). (d) Ndithanda isonka

esimhlophe. (e) iwayini ebomvu.

(f) Iitapile azishushu / ziyabanda.

4 (a) Unayo itafile yabantu ababini

(b) abathathu (c) abane (d) abahlanu?

5 (a) Ndingahlala ngaphandle?

(b) Nceda / Ndicela uzise uluhlu

lokutya / imenyu. (c) Ndingaodola

ngoku? (d) Ndingafumana iwayini

ebomvu? (e) Ndingafumana imifuno /

iziqhamo? 6 Ndingafumana (a) esinye

isilayi sesonka (b) obunye utywala (c) enye ifolokhwe (d) enye imela (e) elinye icephe (f) enye itispuni (g) enye ipleyiti (h) enye ikomityi yeti. 7 (a) bedroom (b) sitting room / lounge (c) study. 8 1(e) 2(g) 3(f) 4(b) 5(a) 6(d) 7(c). 9 (a) Ndingathanda isidudu, izilayi ezibini zesonka esimdaka, iqanda elithambileyo, ibhotolo nejam. (b) Ndingathanda inyama ebandayo, isaladi, isilayi esinye sesonka esimhlophe nesilayi esinye sesonka samasi (setshizi). (c) Ndingathanda inyama yegusha, iitapile, imifuno nezizhamo. 10 itswele elikhulu, iminqathe, iimbotyi ezintsha, iiphizi, iimbotyi zeswekile, igaliki, ipasili, iitapile. 11 (a) (Kuba) ufuna ukwenza isaladi yeziqhamo. (b) Ama-apile, amapere, ipayina, ii-orenji, iipesika, iibhanana nevatala. (c) Ezinye ziluhlaza, ezinye zivuthiwe. (d) Ivatala imnandi inamanzi kakhulu. (e) Idla R7. (f) Akathengi makhiwane neediliya. 12 (a) Nceda uhlambe iitapile. (b) Musa ukuthatha iitapile ezinkulu, thatha ezi ezincinci. (c) Chuba amatwele amabini ne-apile (elinye). (d) Nqunqa amatwele (kunye) nethanga. (e) Tshweza iminqathe. (f) Hlamba amagqabi eletisi neetumato. (g) Zisa ezinye izitya. (h) Zisekhabhathini phezu kwesinki. (i) Vula itoti. (j) Vula nale. (k) Khawulungise itafile. 13 Nomvuyo othandekayo, Ndingathanda ukukumema kwisidlo sangokuhlwa ngoMgqibelo. Asibonananga ixesha elide ngoko ke kungamnandi ukuncokola kwakhona. Nditheмба

ukuba uMgqibelo ngokuhlwa ulungile kuwe. Ngothando Nomsa.

Unit 14

1 (a) Ndingawafumana (b) Ndingazifumana (c) Ndingayifumana (d) Uyayithengisa (e) Uyazithengisa. 2 (a) owuphi (b) eyiphi (c) eziphi (d) eyiphi (e) awaphi. 3 (a) advertisement (b) ukuhombisa (c) likanopopi; leenqawa; lengxowa (d) iimagi < mug(s); iitsheyini < chain(s). 4 (a) Uvela eKapa (b) Ziphelile (c) Uthenga iingobozi ezimbini (d) Ulihlisa nge-10% (e) Kulo nyaka uzayo. 5 1 (b) (c) (d) (e) (f) (g) (h) (i) (k); 2 (a) (b) (c) (d) (e) (h) (i) (j) (l). 6 (a) onamabala amaninzi (b) aqaqambileyo (c) mifutshane (d) udulu; itshipu; ezintle. 7 (a) emhlophe; omnyama; oluhlaza (b) ibomvu; entsundu (c) zilubhelu zakho; epinki. 8 (a) ngaphezu; zonke (b) ilungileyo (c) kunazo zonke (d) intle iluhlaza; kunayo iluhlaza. 9 (a) kunengonyama (b) kunehlosi (c) kunondlebende (d) kunenyosi (e) kunendlovu. 10 (a) njengonyama (b) njengehlosi (c) njengondlebende (d) njengenyosi (e) njengendlovu. 11 (a) inkosikazi / umfazi; from umbhinqo 'skirt' (b) ubomi (c) lizwe (d) wamema (e) ukufumana (f) ngomnye; ungumyili; ungumnini; ungumlawuli; bazithanda; uyifumene bemkhuthaza.

Unit 15

1 1(b) 2(d) 3(g) 4(a) 5(j) 6(i) 7(c) 8(f) 9(h) 10(e). 2 (a) indlela ilungile? (b) ayinangozi? (c) yindlela yetha? (d) yindlela yegrabile? (e) indlela isakhiwa (f) indlela sel' ivuliwe na. 3 (a) Uxolo Mnumzana. Ungandince na? Ndilahlekile. (b) Ndifuna ukuya kwivenkile ingu*Kwantu Crafts*/ evenkileni egama lingu*Kwantu Crafts*. Uyayazi? (c) Hayi enkosi. Ndiyaqonda apho ndiyifumana khona ivenkile. Ngathi ikufutshane nam. Kuqala ndiza kuhamba ngqo, emva koko ndijike ngasekunene, emva koko kufuneka ndijike ngasekhohlo. (d) Enkosi kakhulu, Mnumzana. Kamnandi / Hamba kakuhle. 4 (a) Zima (b) Zikhona iibhasi eziya (c) eya (d) Siphi isikhululo seebhasi (e) Ima phi iibhasi eya (f) zinqabile kule. 5 (a) Ikhona igaraji (b) Ikhona ivenkile (c) Sikhona. 6 (a) ivenkile e- (b) isibhedlele esi- (c) isikhululo samapolisa esi- (d) ifowuni e- (e) ugqirha o- (f) igaraji e- (g) idolophu e-. 7 (a) Ungandikhwelisa na? (b) Ungandince na? (c) Ungandiboleka ujack? (d) Ungandibonisa indlela eya eRhini? 8 (a) azisebenzi (b) alusebenzi (c) Ibhreki yesandla ayisebenzi (d) ayisebenzi (e) Isihlambi sefestile yangaphambili asisebenzi (f) Isibane sangasemva sasekhohlo asisebenzi. 9 (a) Ndingevili elingenamoya. (b) Ivili lam langaphambili lasekunene lifleti. (c) Imoto yam yaphukile. (d) Imoto yam ixingile. (e) Imoto yam ayiqhwithi. (f) Ifuna amanzi. (g) Iphelelwe yipretoli. (h) Ibhethi

yemoto yam ifile. (i) imoto yam itsalwe. 10 (a) Imoto yam ibiwe (b) Ujack yam ubiwe (c) Ivili lam lolaleliso libiwe (d) Isipaji gam sibiwe (e) Ingxowa yenkosikazi yam ibiwe. 11 (a) eCala. (b) Malunga neekhilometha ezilishumi. (c) Ayintle kangako. (d) Ngumgaqo wegrabile. (e) Ungathanda ukubuka idolophu. (f) Apho kukho indawo ekhuselekileyo khona.

Unit 16

JJR Jolobe was born on July 25 1902 at Indwe near Cala where his father was a minister. He first went to schools at Indwe and Matatiele. In 1916 he was sent to St Matthews. From 1916 onwards he taught at different schools. At that time he lived near Mt Frere where the Xhosa dialects 'isiBhaca' and 'isiHlubi' and Sotho are spoken. Therefore, his Xhosa was weak. His first book, *UZagula*, was extensively corrected by SEK **Mqhayi**, Poet Laureate. However, when he was a teacher in Bhubhotyane and Mankazane he learned pure Xhosa (lit. which is spoken by the amaNgqika). In 1926 he went to Fort Hare in Alice. There he trained as a minister and received a BA degree. From that time onwards he published many books: *Umyezo* ('Orchard'), *Amavo* ('Stories'), *Elundini lo Thukela* ('On the banks of the Thukela') and others. *UThuthula* is the most outstanding among **Jolobe's** poems especially his love poems. It is a narrative poem which reminds us of

Helen of Troy. He edited many books. He also translated others into Xhosa. In 1952 he was awarded the **Vilakazi** medal by the University of the Witwatersrand. In 1973 he received a DLitt in acknowledgement of his Xhosa writing from the University of Fort Hare. **Dr Jolobe** died on May 16, 1976. He will never be forgotten in the history of the Xhosa language because he enriched it and its culture.

The Country Store

Even if you are a stranger it is not difficult to recognise a country store in our villages because it is the homestead with the most prominent buildings and which is also surrounded by trees. [...] Many black people are uneasy about calling white people by their names, and moreover, they like to give the white person who works among them a name in their language – a name that usually refers to the peculiarities of its owner. Therefore, you will find that all the white shopkeepers in the villages have Xhosa names. As spectacles were not very common among blacks a white who arrived wearing them was immediately called 'Four Eyes'. A short, chubby person would earn himself the name of 'Fatty'. A chap oozing human kindness would be called 'Lover of the People'. [...] Perhaps you may assume that at that store trade was conducted with money only, but this is not so. This store resembles a market place in other respects. For some to buy goods it is necessary that they themselves sell

goods to the shopkeeper. One brings eggs together with the sad news behind what necessitates their sale. [...] At this store it is not enough that only buying and selling takes place, it is also where the mail of the area comes. Thus you will find a pile of letters in the little chest nailed to the wall over there. [...] Apart from the points already mentioned, the country store fills another gap in the lives of the people of the area. It is also a gathering place where people meet one another and where messages going to areas not easily accessible are disseminated. At the store, you know that you'll meet at least one person who is going that way. To say nothing of the youth because the young people already enjoy the certainty of knowing that the store is the place to meet. [...]

Xhosa-English vocabulary

Nouns and verbs are listed in alphabetical order according to the **first letter of the stem**, e.g. **uhambo**, **ukuhamba**, **ukwazi**, **ubomi**, **isonka**.

However, the question of where the division between prefix and stem in many **Class 9 and 10 nouns** 'presents an insoluble problem' (Pahl, H.W. (ed.) p. xxxv), e.g.:

ingozi:	ingozi	or	ingozi
incwadi:	incwadi	or	incwadi

To avoid possible confusion between these nouns and those that belong to **Class 5**, which also prefix 'i-' (but 'ama-' in the plural), the **Class 9** prefix throughout this book is 'in-' e.g. **ingozi**, **incwadi**.

Nouns where 'g' or 'k' is inserted for reasons of pronunciation, e.g.:

ingqokelela (< ukuqokelela)
inkxaso (< ukuxhasa)

are listed according to the **stem of the verb** from which they are derived. The bold numbers indicate the unit in which the word first appears or is explained.

A
isaci (iz-) saying, idiom **4**
ukwahlula to separate **9**
-ahlukene be divorced **7**
ukwakha to build **4**
umakhi (ab-) builder **4**
isakhiwo (iz-) building **16**
isalathiso (iz-) sign **15**
ukwaluka to weave **12**
amandla strength, power **12**
umandlalo (im-) mat, bed **8**
ukwamkela to welcome **1**; accept **14**
isandla (iz-) hand **8**
-anele be enough **5**
apha here **6**

apho there **6**
apho ... khona where ... **8**
ukwaphuka to break **8**
i-apile (ama-) apple **13**
-asekhohlo left **15**
-asekunene right **15**
ukwazana to get acquainted **1**
ukwazela to know from **7**
ukwazi to know **1**; knowledge **3**
ukwazisa to introduce **2**
isaziso advertisement **10**

B
ukuba to be, become **10**
ukuba to steal **15**

ukubalisa to relate 4
 umbala (imi-) colour 5 / ibala (ama-) 14
 ibala open space 15
 imbalela drought 6
 -balele be intensely hot 6
 ukubaleka to run 12
 imbaleki (iim-) athlete, runner 12
 imbalisi (iim-) historian 4
 imbali history 16
 ukubalisa to recommend 13
 -balulekile be important 3
 ukubamba to hold on 11; catch 15
 ukubanda to be cold 5
 ibanga (ama-) standard (at school) 8
 umbane (imi-) lightning 6; electricity 16
 isibane (izi-) light 15
 -bani? who? 2
 -banzi wide 8
 ubawo (oo-) (my) father 1
 ubawokazi (oo-) (my) paternal uncle 2
 ukubaxa to exaggerate 6
 ukubeka to put, place, lay 9
 ububele kindness 10
 imbewu seed(s) 9
 ibhafrum (ii-) bathroom 1
 ukubhaka to bake 5
 isibhakabhaka sky 14
 ukubhala to write 4
 umbhali (aba-) writer 4
 ibhanti (ama-)(seat) belt 1
 ibhasi (ii-) bus 4
 ibhatyi (ii-) jacket, coat 14
 ibhayisekile / ibhayisikile (ii-) bicycle 1
 ibhedi (ii-) bed 1
 isibhedlele (izi-) hospital 4
 -bhethete better 5
 ibhetri (ii-) battery 7
 umbhinqo (imi-) skirt 14
 ibhinqa (ama-) woman 14
 ukubhitya to lose weight 8
 -bhityile thin 5
 ibhlawuzi (ii-) blouse 14

ibhokisi (ii-) box 1
 ibhokhwe (ii-) goat 16
 ibhola ekhaywayo football 12
 ibhola yomnyazi netball 12
 ibhotolo butter 5
 umbhoxo rugby 12
 ibhreki (ii-) brake 15
 ukubhubha to die 10
 ukubhudla to blow (wind) 6
 isiBhulu Afrikaans 3
 ubhuti (oo-) brother 1
 ibhulukhwe (ii-) trousers 14
 ibhuthi boot of car 15
 -bi bad, ugly 6
 -bilayo boiled 5
 ukubilisa to boil (something) 5
 isibindi liver 8
 -bini two 5
 ubisi milk 5
 imbiza (iim-) pot 9
 ukubiza to call 7
 iblekfesi (ii-) breakfast 13
 -blowu blue 6
 ukubola to decay, rot 9
 ukuboleka to borrow 11; also lend
 -bomvu red 6
 ukubona to see 2
 ukubonakala to seem 10
 ukubonisana to discuss 4
 ukubonana to see each other 1
 imbongi (iim-) poet 16
 umbongo (imi-) poem 7
 ukubonisa to show 4
 umboniso (imi-) exhibition 9
 imbotyi (iim-) green beans 13
 -buhlungu painful, sore 8
 ukubukela to watch 6
 -bukhali sharp 8
 ukubulela to be grateful 7
 ukubulisela to greet from 8
 -buthakathaka weak 9
 umbutho (imi-) organisation 9
 ukubuya to go back, return from 8
 ukubuyela to return to 12
 ukubuza to ask 11
 umbuzo (imi-) question 9

C

icala (ama-) side 11
 ukucanda to traverse 16
 ucango (iingcango) door 5
 icawa religious service; church 6
 ukucebisa to advise 7
 ukucela to ask, beg for 3
 umceli-msebenzi (aba-) job applicant 10
 isicelo (izi-) application, request 5
 icephe (ama-) spoon 5
 ukuchacha to recover 8
 ukuchana to aim, hit 4
 -chanekileyo precise 10
 ukuchazela to explain to 10
 ukucheba to trim 9
 ichiba (ama-) pond 9
 ukuchitha to spend 14
 ichityana little pond 9
 ukuchola to pick up 9
 ukuchopha to sit down, perch 7
 ukuchuba to peel 13
 ubuchule skill 10
 ukuchwela to do woodwork 12
 amacici earrings 14
 ukucinga to think 4
 ukucingisisa to think carefully 4
 ukucoca to clean 4
 -cocekile clean 9
 uncoci (aba-) cleaner 4
 incoko (ii-) conversation; dialogue 1
 ukucothisisa to speak very slowly 3
 isichotho hail 6
 icuba tobacco 7
 ukucula to sing 4
 umculi (aba-) singer 4
 umculo music 12
 incutshe (iim-) specialist 14
 incwadi (iim-) book, letter 8
 ucwethe (oo-) shrew 4

D

idabi (ama-) battle 16
 udadewabo his / her / their sister 2
 udadewethu my sister 2
 udadewenu your sister 2

udad'obawo (oo-) paternal aunt 2
 -dala old, stale 6
 ukudala to create 16
 indalo nature 12
 idama (ama-) dam 16
 ukudambisa to alleviate 8
 isidanga degree, necklace 10
 ukudanisa to dance 12
 umdaniso (imi-) dance 12
 indawo (iim-) place 4
 ndawoni whereabouts? 1
 -de long 5; tall
 indebe (iim-) trophy 12
 ukudibana na- to meet (with) 1
 udidi quality 14
 -dikidiki lukewarm 8
 idilesi (ii-) address 7
 iidiliya grapes 13
 idinala dinner 13
 umdla interest 4
 ukudla to eat 10; to cost 14
 -dla ngoku- usually 8
 ukudlala to play 12
 ukudlala amanqindi to box 12
 umdlalo (imi-) game 6; play 12
 umdlali (aba-) player 12
 umdlalo oqhutywayo serial 12
 umdlalo wamanqindi boxing 12
 indlebe (iim-) ear 8
 indleko (iim-) expense 10
 idlelo (ama-) pasture 16
 indlela (iim-) way, road 14
 udliwano-ndlebe interview 10
 isidlo (izi-) meal 10
 isidlo sakusasa breakfast 13
 isidlo sangokuhlwa supper 13
 isidlo sasemini lunch 12
 izidlo zakwaNtu traditional fare 13
 ukudlokova to roll (ship) 6
 indlovu (iim-) elephant 4
 indlu (izin-) house 13
 indlu yangasese toilet 13
 ukudlula to pass by 15
 indoda (ama-) man 3
 idolo (ama-) knee 8
 idolophu (ii-) town 15

iindondo spectacles / glasses 14
udonga (iin-) wall 14
udongwe clay 14
idrowa (ii-) drawer 1
isidudu porridge 13
iindudumo thunder 6
induli (iin-) hill 16
-dulu expensive 8
ukuduma to become famous 9
-dumile be famous
udumo fame 16
uludwe (izin-) list 9; menu 13

E

ekugqibeleni at last 5
ekupheleni kwa- at the end of 10
i-emele (ii-) bucket 9
emva kwa- after / behind 4
emva kwemini in the afternoon 4
amendo speed 14
enkosi thank you 1
ukwenza to do, make 4
ukwenzalisa to hurt 6
ukwenzeka to happen 5
i-eropeni (ii-) aeroplane 1
i-ertyisi (ii-) pea 13
ewe yes 1

F

ukufa to die 9
ukufaka to put in 9
ifama (ii-) farm 3
umfana (aba-) young man 1
ukufana na- to be like 6
ukufanela to suit 14
-fanele ought 5
-fanelekileyo appropriate 9
ifani (ii-) surname 2
ifanitsha (ii-) furniture 12
umfazi (aba-) woman 8
ifenibelti (ii-) fanbelt 15
ifestile (ii-) window 7
ukuzifihla to hide oneself 10
ukufihlwa to be buried 16
ukufika to arrive 1
umfino wild spinach 13

iflawa flour 5
umfo (aba-) fellow 1
ifolokhwe (ii-) fork 1
ifomu (ii-) form 1
mfondini! (my) fellow!
ukufota to take photographs 4
umfoti (aba-) photographer 4
ukufowun(ela) to phone (for) 6
ifowuni / *ifoni* telephone 5
isiFrentshi French (language) 3
ifriji (ii-) fridge 5
isifuba (izi-) chest 8
ukufudukela to move to 7
ukufudumala to become warm 6
-fudumele be warm 6
isifudumezi (izi-) heater 6
umfula (imi-) stream 9
ukufuma humidity 6
ukufumana (-fumene) to get, find 5
ukufumaneka to be obtainable 13
ukufumanisa nga- to find out about 12
ukufuna to want 2
ukufunda to learn 2
ukufundela to study (for) 3
umfundi (aba-) student, pupil 4
ukufundisa to teach 3
ukufundisisa to read carefully 4
isifundo lesson 10
isifundo esiyintloko major subject 10
kufuneka it is necessary, must 3
-funekayo necessary 5
imfuneko necessity 9
imifuno vegetables 9
-fuphi near 6
futhi often 6
-futshane short 6

G

igaba (ama-) hoe 9
igadi (ii-) garden 9
ukugalela to pour 5
igalelo (ama-) contribution 10
ingalo (iin-) arm 8
isigama vocabulary 1
igama (ama-) name 2; word
umgaqo (imi-) road 15

igaraji (ii-) garage 1
ingca grass 9
-thi gca gca gca dotted 16
ingcaphephe yezityalo horticulturist 4
ukugcina to look after 8; keep 9
ukuzigcina -philile to keep oneself fit 12
ingobozi (iin-) basket 9
ukugodola to be cold (humans) 5
ukugoduka to go home 4
igophe (ama-) curve / bend 15
ingozi danger, accident 12
igqabi (ama-) leaf 9
ukugqabhuka to burst (of a tyre) 15
ukugqiba to decide 13
-gqibile have finished something 4
ingqiniba (iin-) elbow 8
ugqirha (oo-) doctor (medical) 4
igqirha (ama-) traditional healer 4
gqitha very, too much 5
ukugqithis(ela) to pass (for) 5
umgqomo (imi-) bin 9
umgquba compost 9
ukugquma to cover 9
igqwetha (ama-) lawyer 4
ubugqwetha legal profession 3
igrabile gravel 15
ungubo flour 5
ingubo (iin-) blanket 6
igugu pride 12
ukugula to be ill 6
igumbi (ama-) room 5
igumbi lokufundela study 13
igumbi lokuhlala lounge 13
igumbi lokuhlambela kitchen 13
igumbi lokulala bedroom 13
igumbi lokuphekela kitchen 5
igumbi lokutyela diningroom 13
ukuguqula to translate 4
unguquli (aba-) translator 4
igusha (ii-) sheep 13
ukugwegweleza to make a detour 16
ingxangxasi (ii-) waterfall 16
igxalaba (ama-) shoulder 8
igxobha marsh 9
ingxowa (iin-) bag 9

H

ihagu (ii-) pig, hog 13
halala! hurray! 7
ukuhamba to go, walk 1
ukuhamba na- to go with 14
ukuhamba ngqo to walk straight along 5
ukuhambisa to continue 4
uhambo trip 16
iharika (ii-) rake 9
ihashe (ama-) horse 12
hayi no 1
iheji (ii-) hedge 1
heke well then 3
ihempe (ii-) shirt 14
umhla (imi-) day 3; date 10
umhla wokuzalwa birthday 7
injingalwazi (iin-) professor 4
yonke imihla every day 3
ukuhla to come down 7
umhlaba soil 9
ukuhlaba to stab 8
ihlabathi world 9
umhlakulo (imi-) spade 9
ukuhlala to stay, live, sit 1
-hleli be seated 7
ukuhlamba to wash 8
isihlambi sefestile windscreen wiper 15
umhlangala (imi-) mongoose 9
isihlangu (izi-) shoe 14
ihlathi lelo zwe (ama-) indigenous forest 16
ukuhlawula to pay 4
-hle (-ntle) beautiful 2
ubuhle beauty 9
ihlebo (ama-) secret 13
umhlekazi (aba-) sir 1
ukuhlisa to reduce, bring down 14
umhlobo (aba-) friend 1
ihlobo summer 6
uhlobo (iintlobo) kind / sort / way 10
ubuhlobo friendship 12
ihlosi (ama-) leopard 14
uluhlu list 5
uluhlu lokutya menu 13

uluhlu lweziselo beverages 13
isihlwele crowd 12
ihoki hockey 12
iholide holiday 7
ukuhombisa to adorn, decorate 14
izihombiso-mzimba jewellery 14
isihombo (izi-) pattern 14
ihotele (ii-) hotel 10
huntshu! hurray! 5

J

inja (izin-) dog 10
isiJamani German (language) 3
isiJapani Japanese (language) 3
ijezi (ii-) jersey 12
jikelele (all) round 7
ukujikeleza to surround 9
injineli (iin-) engineer 4
ukujonga to look at 6
ukujongeka to look as if 5
injongo (iin-) aim 9
ijoni (ama-) soldier 4

K

kabini twice 6
kahle! hold on! (exclamation) 6
kakubi badly 6
kakhulu very 1
kakuhle well 1
kamnandi nicely/goodbye 6
inkampani (iin-) company 4
kamsinya(ne) soon, shortly 1
kananjalo also 4
kancinci a little 3
kanene indeed 4
inkani obstinacy 14
kanjalo also, as well 3
kanjalo like this 6
kangaka so (much) 3
kangako so 6
kangangokuba so much so 3
ukanina (oo-) cousin 2
kaninzi often 6
kanye once, exactly 4
ikawusi (ii-) sock 14
ukayise (oo-) cousin 2

ke then 3
isikere sokuthena pruning shears 9
iketile (ii-) kettle 5
ikeyiki (ii-) cake 5
ikhabathi (ii-) cupboard 1
ikhadi (ama-) card 4
ukukhala to cry, complain 8
ukukhalaza (nga-) to complain (about) 6
isikhhaliso (izi-) musical instrument 12
ukukhanda to repair (car) 10
ukukhangela to look, check 7
ukukhapha to accompany 6
ukukhanya to shine 6
-khaphukhaphu light and fluffy 5
umkhasayo (aba-) novice 14
ukukhathazeka to mind, worry 6
ukuzikhathaza to worry (oneself) 8
ikhaya (ama-) home 2
ukukhawuleza to hurry 10
ikhefi café 10
ikhefu holiday 10
ukhenketho trip 16
ukukhetha to choose 1; *prefer* 2
ikhitshi (ama-) kitchen 5
ikhiwane (ama-) fig 13
ukukhohlala to cough 7
ukukholwa to believe 10
umkhombe (imi-) rhino 4
ukukhombisa to point 8
khona there 4
-khona here, present 1
umkhondo track 16
umkhuhlane cold, flu 8
ukukhula to grow 12
ukukhulela to grow up at 3
-khulu big 6
ukukhulula to undress 8
ukukhuleleka to free, be comfortable 7; *relax* 10
isikhululo (izi-) samapolisa police station 15
isikhululo sebhasi bus stop 15
umkhuluwa (aba-) elder brother 2
ukukhumbula to remember 7
ukukhumbuzo to remind 5

ukukhupha to take out (also vomit) 15
ukhuphiswano match, competition 6
ukukhusela to protect 10
-khuselekile be safe 15
ukukhuthaza to encourage 14
-khuthele be diligent 10
ukukhwela ibhayisekile to ride a bike 12
ukukhwela ihashe to ride a horse 12
ukukhwelisa to give a lift 15
ikiriva (ii-) wheelbarrow 9
inkitho (iin-) collection 9
ikliniki (ii-) clinic 4
kodwa but 3
ikofu coffee 2
inkokeli (iin-) leader 16
inkoliso majority, many 12
isikolo (izi-) school 2
ikomityi (ii-) cup 5
inkomo cow 13
iinkomo cattle 6
ikona (ii-) corner 15
inkonzo service 10
inkosazana (amakhosazana) miss 1
inkosi (amakhosi) chief 4
inkosikazi (amakhosikazi) madam 1
uNkosikazi Mrs 1
-krakra bitter 8
-krelekrele sharp, bright 10
kuba because 3
kudala long ago 6
kude far 15
kufuphi na- near to 10
-kufutshane near 11
inkukho (iin-) mat 14
kulungile very well, all right; OK 2
kungekudala shortly 6
inkungu mist 6
inkunkuma rubbish, waste, garbage 9
kunye na- together with 9
kuphela only 4
kusasa in the morning, early 4
inkuthalo diligence 14
kutheni? (+ participial) why? 8
kutshanje recently 6
kwakhona again 1
isikwashi squash 12

ikwayari choir 12
kwaye and 10
kwedini! little chap! 1
inkwenkwe (amakhwenkwe) boy 1
inkwenkwezi (iin-) star 10
inkwenkwana little boy 1
ukwindla autumn (Class 14) 6
inkuku (iin-) chicken 13

L

ukulahleka to be lost 15
ukulala (-lele) to sleep 7
ilali (ii-) settlement 7
ukulalisa to make someone lie down 8
-lambile be hungry 5
umlambo (imi-) river 4
umlambokazi large river 4
ukulanda to fetch 9
ukulandela to follow 3
-landelayo next, following 6
ilanga (ama-) sun 5
ilantshi lunch 13
ilaphu (ii-) cloth 13
ukulawula to direct, rule 4
unlawuli (aba-) director 4
isilayi (izi-) slice 5
ilayibhri (ii-) 10
ukulayita to switch on 5
umlengalenga (imi-) hangings, curtains 14
ilekese sweets 7
umlenze (imi-) leg 8
iletisi lettuce 13
-leyithi late 7
ukulibala (-libele) to forget 3
ukulila to weep / cry 8
ukulima to farm, cultivate 4
unlimi (aba-) farmer 4
ukulindela to wait for 11
ukulindisa to keep someone waiting 5
ukulingana to try on 14
ukudoba to fish 12
uloliwe (oo-) train 3
ilokhwe (ii-) dress 14
umlomo (imi-) mouth 8
ukulondoloza to save 9

ilori, also **iloli** (ii-) lorry 1
-lubhelu yellow 5
-luhlaza green, blue 6
-lula easy 4; light 6
ukuluma to bite 8
ukulumka to be careful 9
ukulungisa to prepare 9; set the table 13; repair 15
-lusizi sorry, sad 6
ukulwa to fight 6
ulwandle (ii-) sea 6
ulwimi (ii-) tongue, language 3

M

ukuma to stop, stand 7
umabona-kude TV 12
oomabonwakude TV 12
umafungwashe eldest sister 2
imagi (ii-) mug 14
umakazi (oo-) (my) maternal aunt 4
umakhulu (oo-) grandmother 1
umaleko (oo-) layer 5
imali money 1
umalume (oo-) maternal uncle 2
umama (oo-) mother 1
ukumamela to listen 9
malunga na- concerning 9
ummandla (imi-) region 16
ummangaliso (imi-) delight, wonder 16
umantyi (oo-) magistrate 4
imaphu (ii-) map 9
umatshini wokucheba ingca lawn mower 9
oomawokhulu grandparents 2
ukumba to dig 7
umbona (imi-) maize 13
-mdaka dirty 8
imeko (ii-) situation 10
imela (ii-) knife 13
ukumela to represent 12
ukumema to invite (passive -menya) 11
imenyu (ii-) menu 13
mhlawumbi perhaps 7
-mhlophe white 6
imini day 4

emva kwemini in the afternoon 4
ukumka to go away 6
mna as for me 4
-mnandi nice, pleasant 1; sweet, delicious 5
-mnyama black 6
imo-ntlalo way of life 16
molo / molweni hello 1
ukumosha to damage 9
imoto (ii-) (motor)car 1
umoya (imi-) wind 6; air 7
ukumpompa to pump 7
-msulwa pure, innocent 8
-muncu sour 6
isimuncumuncu dessert 13
-mxinwa narrow 8
-myoli lovely 16

N

ukuna to rain 6
na- and / with; (to) have 2
... na? to denote a question 1
ukunaba to stretch 14
nabani anybody 16
umnakwabo his/her/their brother 2
umnakwethu my/our brother 2
umnakwenu your brother 2
nam me too / and / with me 1
-namandla strong 6
-namanzi wet 6; juicy 13
-namava experienced 15
ukunambitha to enjoy, relish 13
-namendu speedy 14
namhlanje today 1
nangona although 16
inani (ii-) number 10
nanini na any time 16
nantsi (ikofu) here it is 4
naphina anywhere 16
nage- and in 3
nawe with / and you 1
nayiphina into anything 16
ukunceda to help someone 5
ukuzinceda to help oneself 5
ukuncedisa to help someone with something 2

umncedisi (aba-) assistant 9
uncedo help 14
-ncinane small, little 6
-ncinci small, little 5
ukunciphisa reduce (passive -ncitshiswa) 10
ukuncokola to chat 2
isincoko (izi-) essay 16
ndawonye together 5
isiNdebele Ndebele (language) 3
-ndlongo-ndlongo rough 12
undwendwe (iin-) guest, visitor 9
-nencasa delicious 5
inene truth 5; indeed 5
inene (ama-) gentleman 1
inenekazi (ama-) lady 1
-nenkani stubborn 14
ukunetha to rain 6
-nga- may, can 2
(i)ngaba perhaps 11
-ngakanani? how much? 7
ngakumbi especially 3
ngamanye amaxesha sometimes 4
ngaphakathi inside 2
ngaphambili in front 7; before 8
ngaphandle outside 2
ngaphandle kwa- outside of / besides 11
-ngaphi? how many? 6
ngase- in the vicinity of 1
(i)ngathi (it) seems 5
ukungcamla to taste 13
-ngcono (kuna-) better (than) 8
ingcwaba (ama-) grave 15
ngelishwa unfortunately 3
ukungena to come in 2
ngenene indeed 5
ngenxa ya- because of 6
ngesaqophe suddenly 5
isiNgesi English (language) 2
ngethamsanqa luckily 4
ngoku now 2
ngokufanelekileyo properly 9
ngokuhlwa in the evening 4
ngokukhawuleza quickly 6

ngokuqinisekileyo certainly 5
ngokwaneleyo enough, sufficiently 6
ngomso tomorrow 6
ngononophelo carefully 9
ukungqonga to sit around something 16
-ngqukuva round 5; blunt 8
ngubani? / ngoobani? who is/are? 2
-ngxamile be in a hurry 5
umngxuma (imi-) hole 15
umngxunyana little hole 15
ukunika to give 5
ukunika umoya to give spirit, i.e. support 12
umnikazi-khaya (aba-) housewife 4
nina as for you (pl.) 2
umninawa (aba-) younger brother 2
nini? when? 3
umnini(kazi) (aba-) owner 4
-ninzi many 4
uninzi majority, many 12
ukunitha to knit 12
njalo like that 6
njalo njalo and so on, etc. 4
njani? how? 1
nje just 3
njenga- like, as 3
unjingalwazi (oo-) professor + name 4
ukunkcenkeshela to water 9
unobhala (oo-) secretary 4
unogadi (oo-) guard 4
noko in a small way 3; though 14
nokuba yintoni whatever 2
unomathotholo (oo-) radio 12
inombolo yefoni telephone number 7
-nomdla interesting 4
unoncwadi (oo-) librarian 4
unondyebo (oo-) treasurer 4
unongendi (oo-) nun 4
nonke you all 1
unontlalo-ntle (oo-) social worker 4
unopopi (oo-) doll 8
unoposi (oo-) postman 4
unosilarha (oo-) butcher 4
unovenkile (oo-) shopkeeper 4

-the *nqa* be surprised 5
 -nqabile be scarce 6
 inqaku (ama-) written article 10
 umnqathe (imi-) carrot 13
 inqindi (ama-) fist 12
 ukunqunga to chop 13
 inqugwala (ama-) round hut 16
 umnqwazi (imi-) hat 14
 ukunqwenela to wish 7
 abantakwethu my/our siblings 2
 abantakwenu your siblings 2
 abantakwabo his/her siblings 2
 uMntla north 3
 entla in the north 3
 ntoni? what? 4
 -ntsundu brown 6
 umntu (aba-) person 3
 abantu abadala adults 4
 ubuntu human decency 3
 umntwana (aba-) child 1
 ubuntwana childhood 11
 ukunuka to smell 13
 unnumzana gentleman 1
 Mnumzana! Sir! 1
 uMnumzana (uMnu.) ... Mr ... 10
 umnwe (imi-) finger 8
 -nxaniwe be thirsty 5
 unxano thirst 5
 umnxeba (imi-) a phone 5; rope
 ukunxiba to dress 12
 isinxibo (izi-) dress 14
 unxweme (ii-) coast 16
 u(m)nyaka (imi-) 6
 unyana (oo-) son 2
 -nyanisile be right 3
 unyawo (iim-) foot 8
 -nye (after noun) one 5
 -nye (before noun) another 5
 abanye some, others 4
 nyhani! really! 12
 ukunyibilikisa dissolve 5
 ukunyuka to climb 12
 ukunyuselwa to be promoted 10
 amanzi water 3
 -nzima difficult, heavy 6
 ubunzima heaviness 14

-nzulu deep 8
 ubunzulu depth 10

O

uku-odola to order 10
 -odwa special 10
 i-ofisi (ii-) office 4
 okanye or 2
 -okuqala first 11
 okwangoku at present 11
 -olukiweyo woven 14
 ubomi life 16
 -omile be dry 6
 umonakala (im-) trouble, damage 15
 ukongamela to rule over 4
 umongameli (ab-) president 3
 umongi(kazi) (ab-) nurse 4
 isonka (iz-) bread 13
 isonka samasi cheese 13
 -onke all 3
 onke amaxesha always 6
 i-onti (ii-) oven 5
 ukonwaba become happy, happiness 6
 ukonwabela to enjoy something 13
 ukuzonwabisa to enjoy oneself 7
 ukophuka to break 12
 uboya wool 14
 ukoyika to be afraid of 6
 uloyiko fear 10
 i-oyile oil 7

P

impahla goods; iimpahla clothes 14
 isipaji (izi-) wallet 15
 ukupaka to park 10
 ipakethe (ii-) packet 5
 ipalamente parliament 4
 ukupapasha to publish 7
 ipayina (ii-) pineapple 13
 isiPedi Northern Sotho 3
 impela-veki (iim-) weekend 6
 ipensile (ii-) pencil 1
 ipere (ama-) pear 13
 isipeshali special 13
 ipetroli petrol 7
 ukupha to give 5

phakathi kwa- between 5; inside 11
 -phambili outstanding 12
 isiphambuka (izi-) intersection 15
 uku-phangela to work 4
 phantse nearly 15
 phantsi down 1
 phantsi kwa- under 11
 ukuphatha to manage, rule 4; to hold / bring 7
 ukuphathela to bring for 14
 umphathi (aba-) manager 4
 umphathi-basebenzi personnel manager 4
 umphathiswa (aba-) Cabinet minister 10
 phaya over there 6
 ukuphazama to make mistakes 3
 ukuphazamisa to interrupt 4
 ukupheka to cook 4
 umpheki (aba-) cook 4, chef 10
 ukuphela to come to an end 6
 ukuphelelwa to be used up completely 15
 iphepha (ama-) paper 5
 iphepha-ndaba (ama-) newspaper 7
 iphepha lokuqhuba driver's licence 10
 -phesheya overseas 12
 phesheya kwa- on the other side of 13
 phezulu up 11
 phezu kwa- on top of, above 5
 phi? where? 1
 ukuphila be well, be alive 1
 ukuphila qete to be completely well 5
 ukuphinda repeat 3
 isipho (izi-) gift 14
 phofu then 12
 umphokoqo mealie meal porridge 13
 ukuphola to become cool 5
 -pholile be cool 5
 uphondo hooter 15
 ukuphosa to miss 10
 ukuphulaphula to listen 7
 ukuphuma to go out 7
 ukuphumelela manage, succeed 4
 ukuphumla to rest, relax 5
 ukuziphumza to rest oneself 13

ukuphunga to drink (hot liquid) 2
 isiPhutukezi Portuguese (language) 3
 ukuphuthuma to fetch 11
 isipili (izi-) mirror 3
 ipilisi (ii-) pill 8
 isipinatshi spinach 13
 ipleyiti (ii-) plate 13
 ipolisa (ama-) policeman 4
 uprofesa (oo-) professor 4
 iMpumalanga east 3
 impumelelo success 7

Q

qabu! relief! 5
 umqa thick maize porridge 13
 ukuqabula to quench (thirst) 5
 umqala (imi-) throat 8
 ukuqala to begin 8
 iqakamba cricket 6
 umqamelo (imi-) pillow 5
 iqanawa (ii-) ship 6
 iqanda (ama-) egg 5
 ukuqaqamba to shine 6; to throb 8
 -qaqambile bright 14; stunning 16
 inqawa (iin-) pipe 14
 iqela (ama-) team 12
 ukuqeqesha to train 4
 umqeqeshi (aba-) trainer 4
 umqeshwa (aba-) employee 10
 qha only 5
 ukuqhagamshelana na- to contact 10;
 also -qhagamshelana na-
 iqhalo (ama-) proverb 10
 isiqhamo (izi-) fruit 13
 -qhelekile normal, usual 14
 iqhina (ama-) tie 14
 -thi qhiwu hold up 12
 iqhiya (ii-) head covering 14
 qho always 6
 ukuqhobosha to fasten 1
 ukuqhuba to continue 3; to drive 4
 ukuqhubela phambili to progress 7
 umqhubi (aba-) driver 4
 ukuququqa to beat 5
 ukuququhisisa to beat very well 4
 ukuqhwitha to start (car) 15

ukuqina to become stiff 5
-qinisekile be sure 5
ukuqokelela to collect 9
ingqokelela (iin-) collection 7
iqokobhe (ama-) shell 9
umqolo spine, back 8
ukuqonda to understand 3
iqondo (ama-) degree 10
iqondo lobushushu temperature 6
ukuqubha to swim 10
iqunube (ama-) berry 7
inqununu (iin-) principal 10
umququzelelikazi (aba-) stewardess 1
inqwelo-moya (iin-) aeroplane 1

R

irediyo (ii-) radio 1
iresiphi (ii-) recipe 5
iresty (ii-) restaurant 7
irhasi barley 13
urhatya dusk 16
rhoqo regularly 9

S

-sa- still 2
umsakwethu my / our sister 2
ukusala to stay, remain 1
isaladi (ii-) salad 13
usana (iint-) baby 8
isengwitshi (ii-) sandwich 5
isango (ama-) entrance, gate 9
usapho (iint-) family 4
isarha (ii-) saw 9
ukusasaza to broadcast 4
umsasazi (aba-) broadcaster 4
ukusebenza to work 4
ukusebenzela to work for 4
unsebenzi (aba-) employee 4
abasebenzi staff 4
umsebenzi (imi-) work 4
ukusebenzisa to use 5
isekela-inqununu vice-principal 10
ukusela to drink (cold liquid) 2
isele (ama-) frog 4
isepha soap 15
umsetyenzana (imi-) wokuzonwabisa

hobby 10
ishelefu (ii-) shelf 1
ishishini (ii-) factory 4
ishishini leencwadi publishing house 4
ishishini lempahla clothing factory 4
ukushiya to leave 11
ukushiyeke to be left over 13
-shushu hot 3
ubushushu heat 6; fever 8
shwaka (-thi) disappear 5
amasi sour milk 13
ubusi honey 5
usiba (iint-) feather, pen 8
-sibekele be overcast 6
isiko (ama-) custom 10
ukusika to cut 9
ubusika winter 3
simahla free, gratis 16
isinala (ii-) boarding school 10
ukusinga to head for 16
isinki sink 13
usisi sister 1
iliso (amehlo) eye 8
amaso big beads 14
-soloko always 4
uSomandla the Almighty 4
usomashishini (oo-) businessman 4
ukusombulula to solve 10
usompempe (oo-) referee 4
isongololo (ama-) millipede 15
soze never will 8
isisu stomach, abdomen 8
ukusuka to come from 13
usuku (iint-) 24-hour day 6
ukusula to wipe 7
isuphu (ii-) soup
isuti (ii-) suit 14
isiSuthu Sotho (language) 3
isiSwati Swati (language) 3
iswekile sugar 5

T

intaba (iin-) mountain 4
intabakazi high mountain 4
itafle (ii-) table 13
intaka (iin-) bird 9

intamo (iin-) neck 8
isitampu (izi-) stamp 12
itanki tank 7
itapile (ii-) potato 13
ukuthunga to sew 4
umthungi(kazi) (aba-) tailor, seamstress 4
umthunzi shade 9
utata (oo-) father 1
intatheli (iin-) journalist 9
utatomkhulu (oo-) grandfather 1
iteksi (ii-) taxi 1
intenetya tennis 12
iziteps steps 8
intetho (iin-) saying 4
itha tar 15
ukuthabatha inxaxheba to take part 9
-thabathekile be impressed 7
izithako ingredients 5
ithala (ama-) leencwadi library 12
ithambeko (ama-) slope 16
-thambileyo soft 5
ithambo (ama-) bone 9
uthambo exercise 12
umthana (imi-) shrub (small tree) 9
ukuthanda to love, like 4
-thandekayo dear 13
uthando love 13
isithandwa dear, darling 11
ithanga (ama-) pumpkin 13
ukuthatha to take 5
ukuthathela to take for 4
ukuthemba to hope 1
ukuthenga to buy 4
ukuthengisa to sell 4
umthengisi (aba-) shop assistant 4
ukuthetha to speak 1
isithethe (izi-) custom 16
isithethi (izi-) speaker 4
umthetho (imi-) law 3
itheyiphu (ii-) tape 12
umthi (imi-) tree 4
uluthi (izinti) stick 3
ukuthi to say 2
-thile certain 8
ukuthiywa to be named 16

izithole seedlings 9
ithoyilethi toilet 13
ithuba (ama-) chance 10
ithubu lamanzi hose 9
ithubu beaded collared necklace 14
ukuthumela to send to 8
izithuthu traffic 15
uthuthu lweenkuni ash 9
ukuthwala to carry 4
umthwali (aba-) porter 4
iti tea 2
itikiti (ama-) ticket 5
intini Cape otter 9
itipoti (ii-) teapot 1
itispuni (ii-) teaspoon 5
intlakohlaza spring 6
utitshala(kazi) (oo-) teacher 4
ititshala(kazi) (ii-) teacher 4
intlama (iin-) batter, dough 5
intlanganiso (iin-) meeting 10
intliziyo heart 8
intloko head 8
iintlungu (pl.) pain 8
into (izinto) thing 3
into eninzi a lot 3
enye into another thing 3
into yokusela something cold to drink 2
ukutolika to translate 4
itoliki (ii-) translator / interpreter 4
intombi (iin-) girl, daughter 1
intombazana little girl 1
amantombazana little girls 1
torho! shame! 7
torhwana! shame! 12
itoti (ii-) tin 9
isitovu (izi-) stove 3
ukutsala to tow 15
ukutsalela to phone someone 11
-tsha young, fresh 6
-tsha krebhe very fresh 13
umtshana (aba-) niece / nephew 2
-tshatile be married 5
intshatsheli (iin-) champion 12
ukutshaya to smoke 7
itsheki (ii-) cheque 14
itsheyini (ii-) chain 14

-tshiphu cheap 8
 -tshiphu *bhe* very cheap 13
 ukutshintsha to change 10
 ukutshisa to burn something 6
 isitshixo (izi-) key 7
 itshizi cheese 13
 ukutsho to say so 2
 ukutshona to go down (sun) 5
 iNtshonalanga west 3
 ukutshweza to grate 13
 intsimbi (iin-) small beads 14
 intsimbi yamaqatha anklet 14
 intsimbi yengalo bracelet 14
 intsimbi yomqala necklace 14
 intsimbi clock 11; also bell, iron
 ngentsimbi ya- at ... o'clock 11
 -solo pointed 8
 intsoni (iin-) folktale 16
 isiTsonga Tsonga language 3
 isiTswana Tswana language 3
 itswele (ama-) onion 13
 isitulo (izi-) chair 8
 intwasahlobo early summer 6
 twatse(ukuthi) fit perfectly 14
 umtya (imi-) string 9
 ilitya (ama-) stone 9
 isitya (izi-) dish 12
 ukutya to eat, food 5
 ityala (ama-) debt 10
 ukutyala to plant 9
 isityalo (izi-) plant 9
 intyatyambo (iin-) flower 9
 ukutyebisa to enrich 14
 ubutyebi resource 9
 ukutyelela to visit 7
 tyhini! gosh! 14
 ityuwa salt 13
 utywala (Class 14) beer, alcohol 5

U

ukuba that; if 3
 ukususela kwa- since 16
 ukususela ku- ... ukuya ku- from ...
 until / to 16
 ukuze (so) that + subjunctive 6

V

amava experience 10
 unva / mva back 15
 ukuva to hear, understand 3
 ukuvala to close 5
 ivatala (ii-) watermelon 13
 ukuvela to come from 4
 unveleli (aba-) visitor 10
 isiVenda Venda language 3
 ivenkile (ii-) shop, store 16
 ivenkile yangaphandle country
 store 16
 ivili (ama-) wheel, tyre 5
 ivili lolaleliso spare wheel 15
 ukuvingca to close up 15
 ukuvuka to wake up 7
 imvula (imi-) rain 6
 ukuvula to open 12
 ukuvuma agree, admit 6
 ivumba (ama-) fragrance 9
 ukuvumela to allow (for) 10
 (passive -vunyelwa allowed) 10
 ukuvumelana to be in harmony 7
 isivundiso fertiliser 9
 -vuthiweyo ripe 13
 ukuvuthuza (komoya) to blow 6
 ukuvuya to be glad 1
 ukuvuyisana na- to rejoice with 7
 ukuvuza to leak, discharge 8
 umvuzo (imi-) salary 10

W

ukuwa to fall 8
 iwayini wine 5
 wena as for you 1
 iwodrophu (ii-) wardrobe 1
 -wonke-wonke public 11
 iwotshi (ii-) watch 1

X

xa when(ever) 3
 elixa (<ixesha) while 13
 ixabiso price 9
 ixabiso eliphantsi low price 9
 -xakekile busy 5

ingxaki (iin-) problem 8
 inxalenye rest 12
 inkxaso (iin-) support 12
 ukuxela to tell 4
 ukuxelela to tell to 3
 ixesha (ama-) time 5
 ixeshana a little while 13
 ukuxhala to be anxious 10
 ukuxhasa to support 12
 umxhasi (aba-) supporter 12
 ixhego (ama-) old man
 ixhegokazi (ama-) old woman 8
 ukuxhentsa to dance (traditional) 12
 umxhentso (imi-) traditional dance 12
 izixhobo tools 9
 -xhomekeke ku- depend on 6
 isiXhosa Xhosa (language) 1
 ixhwele (ama-) herbalist 4
 ukuxilonga to examine (medically) 8
 -xingile be stuck 15
 ukuxolela to forgive 13
 ixolo (ama-) peel 9
 uxolo peace; pardon / excuse me 1
 ukuxuba to mix 5
 umxube (imi-) mixture 5
 ukuxubisisa to mix very well 4

Y

ukuya to go to 1
 umyalezo (imi-) message 11
 inyama meat 13
 inyameko attention 9
 inyanga (ii-) month, moon 8
 inyani truth 6
 inyaniso truth 3
 yaye and 6
 ukuyeka to stop 6
 umyeni (aba-) husband 2
 iyeza (ama-) medicine 8
 umyili (aba-) designer 14
 uyise (oo-) her / his father 16
 inyoka (iin-) snake 4
 iyunivesithi (ii-) university 2
 iyure (ii-) hour 10

Z

ukuza to come
 -zayo coming, next 6
 zakwaNtu traditional 13
 abazali parents 2
 unza / umzala (aba-) cousin 2
 ukuzalisa to fill 5
 ukuzalelwa to be born in / at 3
 ukuzalwa to be born 3
 ukuzama to try 3
 ukuzamisela to stir 5
 uMzantsi south 3
 isizathu (izi-) reason 10
 ukuzekelela to speak slowly 3
 umzekelo (imi-) example 6
 -zele + copulative full of 16
 -zi- myself, yourself, etc. 5
 iziko (ama-) hearth 13
 unzi (imi-) homestead 16
 isiziba (izi-) deep pool in a river 10
 umzimba (imi-) body 8
 izinyo (ama-) tooth 8
 ukuzisa to fetch, bring 5
 ukuzoba to paint, draw 4
 umzobi (aba-) artist 4
 umzobo (imi-) illustration 5;
 painting 12
 ukuzola tranquillity 16
 -zolile be calm 6
 izolo yesterday 6
 -zondelelayo energetic 10
 umzukulwana (aba-) grandchild 2
 izulu / imozulu weather 5
 isiZulu Zulu (language) 3
 ukuzuzo to win 9; obtain 10
 umzuzu (imi-) minute 6
 umzuzwana (imi-) moment 5
 uzwane (iin-) toe 8
 ilizwe (ama-) country 3
 ilizwekazi (ama-) continent 4
 isizwe nation 12
 ilizwi (ama-) voice 11 (also spoken
 word)

English-Xhosa vocabulary

above **phezulu**
 accept, to **ukwamkela**
 accident **ingozi**
 accompany, to **ukukhapha**
 acquainted, to get **ukwazana**
 address **i-adelesi (ii-)**
 adult **umntu omdala**
 advertise, to **ukwazisa; ukubhengeza**
 advertisement **isaziso (iz-); isibhengezo (izi-)**
 advice **icebiso, ingcebiso**
 advise, to **ukucebisa**
 aeroplane **inqwelo-moya (iin-); i-eroplani (ii-)**
 afraid, to be **ukoyika**
 after **emva kwa-**
 after that **emva koko**
 afternoon **emva kwemini**
 again **kwakhona**
 age **ubudala**
 agree, to **ukuvuma**
 air **umoya**
 all **-onke**
 allow, to **ukuvumela**
 alone **-odwa**
 also **kanjalo, kanaanjalo**
 animal **isilo; isilwanyana (domestic) (izi-)**
 ankle **iqatha (ama-)**
 answer, an **impendulo (iim-)**
 answer, to **ukuphendula**
 applicant **umceli-msebenzi (aba-)**
 arm **ingalo (iin-)**
 arrive, to **ukufika**
 ask, to **ukubuza**
 assist, to **ukuncedisa**
 assistant **umnecedisi (aba-)**
 at last **ekugqibeleni**
 autumn **ukwindla**

baby **usana (iint-)**
 bad **-bi**
 bag **ingxowa (iin-)**
 basket **ingobozi (iin-)**
 beach **unxweme (ii-)**
 beautiful **-hle; beauty ubuhle**
 because **kuba**
 because of **ngenxa ya-**
 bed **umandlalo (im-); ibhedi (ii-)**
 bedroom **igumbi lokulala**
 beer **utywala**
 before **phambi kwa-**
 begin, to **ukuqala**
 behind **emva kwa-**
 better **-bhetele**
 better than **ngcono kuna-**
 between **phakathi kwa-**
 bin **umgqoma (imi-)**
 birthday **umhla wokuzalwa**
 black **-mnyama**
 blanket **ingubo (iin-)**
 blue **-luhlaza okwesibhakabhaka; -blowu**
 boat **iphenyane (ama-); inqanawa (iin-)**
 boil something, to **ukubilisa**
 book **incwadi (iin-)**
 born, to be(at) **ukuzal(el)wa**
 borrow, to **ukuboleka**
 boy **inkwenkwe (amakhwenkwe)**
 bread **isonka**
 break, to **ukwaphuka**
 breakfast **isidlo sakusasa; iblakfesi**
 bring, to **ukuzisa**
 brown **-ntsundu**
 bucket **i-emele (ii-)**
 build, to **ukwakha; builder umakhi (ab-)**
 building **isakhiwo (iz-)**
 bus **ibhasi (ii-)**
 bus stop **isitishi sebhasi (izi-)**

busy, be **-zakekile**
 but **kodwa**
 butter **ibhotolo**
 buy, to **ukuthenga**
 call, to **ukubiza**
 calm, be **-zolile**
 car **imoto (ii-)**
 careful, to be **ukulumka**
 carefully **ngononophelo**
 carry, to **ukuphatha**
 catch, to **ukubamba**
 celebrate, to **ukubhiyoza**
 certainly **ngokuqinisekileyo**
 chair **isitulo (izi-)**
 chance **ithuba (ama-)**
 change, to **ukutshintsha**
 chat, to **ukuncokola**
 cheap **-tshiphu**
 check, look at, to **ukukhangela**
 child **umntwana (aba-)**
 childhood **ubuntwana**
 choose, to **ukukhetha**
 church **icawa (ii-)**
 city **isixeko (izi-)**
 clean, be **-cocekile**
 close, to **ukuvala**
 clothes (also goods, luggage) **iimpahla**
 coast **unxweme (ii-)**
 coat **ibhatyi (ii-)**
 cold, to be **ukubanda**
 cold, to feel **ukugodola**
 colour **umbala (imi-); ibala (ama-)**
 come, to **ukuza**
 come from, to **ukuvela**
 come in, to **ukungena**
 come to an end, to **ukuphela**
 comfortable, be **-khlulekile**
 competition **ukhuphiswano**
 complain, to **ukukhalaza**
 concerning **malunga na-**
 congratulate, to **ukuvuyisana na-**
 conserve, to **ukulondoloza**
 contact to, **ukukhagamshelelana na-**
 continue, to **ukuhambisa**
 conversation **incoko (iin-)**
 cook, to **ukupheka**
 cool, be **-pholile**
 count, to **ukubala**
 country **ilizwe (ama-)**
 cover, to **ukugquma**
 cow **inkomo (iin-)**
 cultivate, to **ukulima**
 cup **ikomityi (ii-)**
 custom **isiko (ama-); isithethe (izi-)**
 customer **umthengi (aba-)**
 cut, to **ukusika**
 damage **umonakalo**
 danger **ingozi**
 date, day **umhla (imi-)**
 daughter **intombi (iin-)**
 decrease, to **ukuhlisa**
 deep **-nzulu; depth ubunzulu**
 delicious **-mnandi / -nencasa**
 depend on **-xhomekeke ku-**
 die, to **ukubhubha (humans) ukufa (animals)**
 difficult **-nzima; difficulty ubunzima**
 dig, to **ukumba**
 diningroom **igumbi lokutyela**
 discuss, to **ukubonisana; ukuxoxa**
 dish **isitya (izi-)**
 divorced, be **-ahlukene**
 do, to **ukwenza**
 doctor **ugqirha (oo-)**
 dog **inja (izin-)**
 door **ucango (iing-)**
 doorway **umnyango**
 down **phantsi**
 dress **ilokhwe (ii-)**
 dress, to (also wear) **ukunxiba**
 drink, to **ukusela (cold) ukuphunga (hot)**
 drive, to **ukuqhuba**
 driver's licence **iphepha(-mvume) lokughuba**
 drought **imbalela**
 dry, be **-omile**
 ear **indlebe (iin-)**
 early **kusasa**
 easy **-lula**
 eat, to **ukutya**
 egg **iqanda (ama-)**
 electricity **umbane**
 enough, be **-anele**

enter, to *ukungena*
 especially **ngakumbi**
 evening, in the **ngokuhlwa**
 every **-onke**; everyday **yonke imihla**
 exactly **kanye**
 example **umzekelo (imi-)**
 excuse (me)! **uxolo!**
 exhibition **umboniso (imi-)**
 expensive **-dulu**
 experience **amava**; experienced
-namava
 expert **incutshe (iin-)**
 explain, to **ukuchaza**
 eye **iliso (amehlo)**
 fall, to **ukuwa**
 fame **udumo**; famous, be **-dumile**
 family **usapho (iint-)**
 famous, bec. **ukuduma**
 far **kude**
 fast **ngokukhawuleza**
 fat, be **-tyebile**
 father **utata (oo-)**; my father **ubawo (oo-)**
 fetch, to **ukulanda**
 few **-mbalwa**
 fight, to **ukudwa**
 fill, to **ukuzalisa**
 find, (get, obtain), to **ukufumana**
 fine **-hle**
 finger **umnwe (imi-)**
 finish, to **ukugqiba**; finished **-gqibile**
 fire **umlilo (imi-)**
 first **-okuqala**; firstly **kuqala**
 fish **intlanzi (iin-)**
 flag **indwe (izin-)**; iflegi **(ii-)**
 flour **ingubo**
 flower **intyatyambo (iin-)**
 follow, to **ukulandela**
 food **ukutya**
 foot **unyawo (ii-)**
 forest (indigenous) **ihlathi (lelo zwe) (ama-)**
 forget, to **ukulibala**
 forgive, to **ukuxolela**
 fork **ifolokhwe (ii-)**
 fresh **-tsha**
 friend **umhlobo (aba-)**

fruit **iziqhamo**
 full **-zele**
 garbage **inkunkuma**
 gate **isango (ama-)**
 gentleman **inene (ama-)**
 get, to **ukufumana**
 gift **isipho (izi-)**
 girl **intombi (iin-)**
 give, to **ukamika**; **ukupha**
 give a lift, to **ukukhwelisa**
 glad, to be **ukuvuya**
 go, to (with) **ukuhamba (na-)**
 go home, to **ukugoduka**
 go out, to **ukuphuma**
 go to, to **ukuya**
 good **-lungile**
 goodbye **hamba(ni) / sala(ni) kakuhle**
 grandchild **umzukulwana (aba-)**
 grandfather **utat'omkhulu (oo-)**
 grandmother **umakhulu (oo-)**
 grateful, to be **ukubulela**
 gratis **simahla**
 great **-khulu**
 green **-lublaza okwengca**
 greet, to (for) **ukubulis(ela)**
 grow, to **ukukhula**
 grow up at, **ukukhulela**
 guest **undwendwe (ii-)**
 hand **isandla (iz-)**
 happen, to **ukwenzeka**
 happy, be **-onwabile**
 hat **umnqwazi (imi-)**
 head **intloko (iin-)**; headache **-nentloko**
 hear, to **ukuva**
 heart **intliziyo (iin-)**
 heat **ubushushu**
 heavy **-nzima**
 help, to **ukunceda**; help **uncedo**
 help oneself, to **ukuzinceda**
 help someone with something, to
ukuncedisa
 here **apha**
 high **-phakamileyo**
 hold, to **ukuphatha**
 hold on, to **ukubamba**
 hole **umngxuma (imi-)**

holiday **iholide**; **ikhofu** (a breather)
 home **ikhaya**; at home **ekhaya**
 homestead **unzi (imi-)**
 hope **ithemba (ama-)**
 horse **ihashi (ama-)**
 hospital **isibhedlele (izi-)**
 hot **-shushu**
 house **indlu (izin-)**
 how? **njani?**
 how big, much? **-ngakanani?**
 how many? **-ngaphi?**
 hungry, be **-lambile**
 hurt, be **-enzakalisile**
 hurry, to **ukukhawuleza**
 hurry, be in a **-ngxamile**
 husband **umyeni (aba-)**
 if **ukuba**
 ill, to be **ukugula**
 immediately **kwangoko**
 important, it is **kubalulekile**
 in front of **phambi kwa-**
 indeed **inene**
 information **ukwazisa**
 injured, be **-enzakalisile**
 inside **phakathi kwa-**
 instead of **endaweni ya-**
 interest **umdlia**; interesting **-nomdlia**
 intersection **isiphambuka (izi-)**
 introduce, to **ukwazisa**
 invite, to **ukumema**
 keep, to **ukugcina**
 keep s.o. waiting, to **ukulindisa**
 key **isitshixo (izi-)**
 kindness **ububele**
 kitchen **ikhitshi (ama-)**; **igumbi lokuphekela**
 knee **idolo (ama-)**
 knife **imela (ii-)**
 know, to **ukwazi**, knowledge **ulwazi**
 lady **inkosikazi (amakhosikazi)**
 language **ulwimi (ii-)**
 large **-khulu**
 last **-okugqibela**
 late **-leyiti**, emva **kwexesha**
 learn, to **ukufunda**
 leave, to **ukuhamba**, **ukumka**

left **-asekhohlo**
 leg **umlenze (imi-)**
 lend, to **ukuboleka**
 lesson **isifundo (izi-)**
 letter **incwadi (iin-)**; **ileta (ii-)**
 lie down, to **ukudala phantsi**
 light **isibane (izi-)**
 lightning **umbane**
 life **ubomi**
 like, to **ukuthanda**
 listen, to **ukumamela**; **ukuphulaphula**
 little **-ncinci**; **-ncinane**
 live, to (= reside) **ukuhlala**
 long **-de**
 long ago **kudala**
 look, to **ukujonga**
 look after, to **ukugcina**
 look as if, to **ukujongeka**
 look for, to **ukufuna**
 lost, be **-lahlekile**
 lounge **igumbi lokuhlala**
 love, to **ukuthanda**
 lovely **-myoli**
 luck **ithamsanqa**; luckily
ngethamsanqa
 lunch **isidlo sasemini**
 make, to **ukwenza**
 man **indoda (ama-)**
 manage, to **ukuphatha**
 manager **umphathi (aba-)**
 many **-ninzi**
 marry, to **ukutshata**, married, be
-tshatile
 meal **isidlo (izi-)**
 meat **inyama**
 medicine **iveza (ama-)**
 meet with, to **ukudibana na-**
 meeting **intlanganiso (iin-)**
 menu **imenyu**; **uluhlu lokutya**
 message **umyalezo (imi-)**
 milk **ubisi**
 mistake, to make a **ukuphazama**
 moment **umzuzwana (imi-)**
 money **imali**
 month; moon **inyanga (iin-)**
 morning, in the **kusasa**
 mother **umama (oo-)**

motorcycle *isithuthuthu* (izi-)
 mountain *intaba* (iin-)
 music *umculo*
 name *igama* (ama-)
 narrow *-mxinwa*
 nation *isizwe* (izi-)
 nature *indalo*
 near (to) *-kufuphi na-*
 necessary, it is *kufuneka* ...
 need, to *ukufuna*
 new *-tsha*
 news *iindaba*
 newspaper *iphepha-ndaba* (ama-)
 next (coming) *-landelayo* (-zayo)
 nice *-mnandi*
 night *ubusuku*; at night *ebusuku*
 nose *impumlo* (iim-)
 now *ngoku*
 nurse *umongi(kazi)* (ab-)
 often *futhi, amaxesha amaninzi, kaninzi*
 old *-dala*
 once *kanye*
 only *kuphela, qha*
 open, to *ukuvula*, be open *-vulile*
 opportunity *ithuba* (ama-)
 or *okanye*
 organisation *umbutho* (imi-)
 outside *ngaphandle*
 over there *phaya*
 overseas *-phesheya*
 pain *iintlungu*; painful *-buhlungu*
 paper *iphepha* (ama-)
 parent *umzali* (aba-)
 passenger *umhambi* (aba-)
 patient *unguli* (aba-)
 pay, to *ukuhlawula*
 peace *uxolo*
 peel, to *ukuchuba*
 pen *usiba* (iingsiba)
 perhaps *mhlawumbi*; (i)ngaba
 person *umntu* (aba-)
 pick up, to *ukuchola*
 place *indawo* (iin-)
 place, to *ukubeka*
 play, to *ukudlala*, a play *umdlalo* (imi-)
 pleasant *-mnandi*

please! *nceda!*
 point, to *ukukhombisa*
 policeman *ipolisa* (ama-)
 police station *isikhululo samapolisa*
 (izikhululo zamapolisa)
 pot *imbiza* (iim-)
 pour, to *ukugalela*
 prefer, to *ukukhetha*
 prepare, to *ukulungisa*
 president *umongameli* (ab-)
 price *ixabiso* (ama-) (low *eliphantsi*)
 problem *ingxaki* (iin-)
 properly *ngokufanelekileyo*
 protect, to *ukukhusela*
 power *amandla*
 public phone *ifowuni kawonke-wonke*
 put (on), to *ukubeka*
 put into, to *ukufaka*
 question *umbuzo* (imi-)
 quickly *ngokukhawuleza*
 quiet, to be *ukuthula*
 rain *imvula* (iim-)
 rain, to *ukuna*; *ukumetha*
 read, to *ukufunda*
 ready, be (finished) *-gqibile*
 receive, to *ukufumana*
 recently *kutshanje*
 recommend, to *ukucebisa, ukubalula*
 recover, to *ukuchacha*
 red *-bomvu*
 region *ummandla* (imi-)
 relax, to *ukukhululeka*
 remember, to *ukukhumbula*
 remind, to *ukukhumbuzisa*
 repair, to *ukulungisa; ukukhanda* (car)
 repeat, to *ukuphinda*
 reply, to *ukuphendula*
 request, to *ukucela*
 request *isicelo* (izi-)
 resemble, to *ukufana na-*
 rest, to *ukuphumla*
 restaurant *irestyu* (ii-)
 return *from ukubuya*
 return to *ukubuyela*
 ride, to *ukukhwela* (car, horse)
 right *-asekunene*
 right, be *-nyanisile*

river *umlambo* (imi-)
 road *indlela* (iin-); *umgaqo* (imi-)
 room *igumbi* (ama-)
 rubbish *inkunkuma*
 run, to *ukubaleka*
 sad *-lusizi*
 safe *-khuselekileyo*
 salary *umvuzo* (imi-)
 save, to *ukulondoloza*
 say, to *ukuthi*; say so *ukutsho*
 school *isikolo* (izi-)
 sea *ulwandle*
 see, to *ukubona*
 sell, to *ukuthengisa*
 send to *ukuthumela*
 separate, to *ukwahlula*
 settlement *ilali* (ii-)
 shoe *isihlangu* (izi-)
 shop *ivenkile* (ii-)
 short *-futshane*
 show, to *ukubonisa*
 side *icala* (ama-)
 sign *isalathiso* (iz-)
 sit (down), to *ukuhlala* (phantsi)
 skill *ubuchule*
 skirt *umbhinqo* (imi-)
 sky *isibhakabhaka*
 sleep (well), to *ukulala* (kakuhle)
 slowly *kade; ngokucothayo*
 small *-ncinci, -ncinane*
 smell, to *ukunuka*
 sock *ikawusi* (ii-)
 soil *umhlaba*
 sometimes *amanye amaxesha*
 son *unyana* (oo-)
 soon *kamsinya* (ne)
 sore *-buhlungu*
 sorry, be *-lusizi, sorry! uxolo!*
 sort (type) *uhlobo* (iint-)
 speak, to *ukuthetha*
 speak slowly, to *ukucothisisa;*
ukuzekelela
 specialist *incutshe* (iin-)
 spoon *icephe* (ama-)
 sport *umdlalo* (imi-)
 staff *abasebenzi*
 stand, to *ukuma*
 star *inkwenkwezi* (iin-)

start, to *ukuqala*
 station *isitishi* (izi-)
 stay, to (= reside) *ukuhlala; ukusala*
 (= remain)
 steal, to *ukuba*
 still *-sa-* (ndisafunda); *-se-* (usemtsha)
 stone *ilitya* (ama-)
 stop, to *ukuma; ukumisa; ukuyeka*
 story *ibali* (ama-); *intsomi* (iin-)
 street *isitalato* (izi-)
 strong *-namandla*
 student *umfundi* (aba-)
 study (for), to *ukufund(ela)*
 study *igumbi lokufundela*
 succeed, to *ukuphumelela*
 success *impumelelo*
 suddenly *ngesaquphe*
 sufficiently *ngokwaneleyo*
 summer *ihlobo*
 sun *ilanga*
 supper *isidlo sangokuhlwa; idinala*
 sure, be *-qinisekile*
 surname *ifani* (ii-)
 sweet *-mnandi*
 swim, to *ukuqubha*
 table *itafile* (ii-)
 take, to *ukuthatha; ukuthabatha*
 take out, to *ukukhupha*
 take part in, to *ukuthabatha inxaxheba*
 talk, to *ukuthetha*
 tall *-de*
 taste, to *ukungcamla*
 taxi *itekisi* (ii-); by taxi *ngetekisi*
 teach, to *ukufundisa*
 team *iqela* (ama-)
 telephone, to *ukufowun(ela)*,
 telephone *ifowuni / ifoni; umnxeba*
 tell (to), to *-xel(ela)*
 thank, to *ukubulela*; thanks *enkosi*
 that (conj) *ukuba*
 there *apho, khona*
 thing *into* (izin-)
 think, to *ukucinga*
 thirsty *-nxaniwe*; thirst *unxano*
 thunder *iindudumo*
 ticket *itikiti* (ama-)
 time *ixesha* (ama-); on time *ngexesha*
 tired, be *-diniwe*

tobacco **icuba**
 today **namhlanje**
 together (with) **kunye na-**, **ndawonye**
 toilet **indlu yangasese**; **ithoyilethi**
 tomorrow **ngomso**
 too (much) **gqitha**
 tools **izixhobo**
 tooth **izinyo (ama-)**
 town **idolophu (ii-)**
 traditional -zakwa**Ntu**
 traditional fare **izidlo zakwaNtu**
 traditional healer **igqirha (ama-)**
 train **udoliwe (oo-)**; **itreyini (ii-)**
 train, to **ukuqeqesha**
 traffic **izithuthu**
 translate, to **ukugququla**; **ukutolika**
 travel, to **ukuhamba**
 tree **umthi (imi-)**
 trip **uhambo**; **ukhenketho**
 trouble **umonakala (im-)**
 trousers **ibhulukhwe (ii-)**
 try, to **ukuzama**
 turn towards, to **ukujika nga-**
 ugly **-bi**
 under **phantsi kwa-**
 understand, to **ukuqonda**; **ukuva**
 undress, to **ukukhulula**
 unfortunately **ngelishwa**
 up **phezulu**
 use, to **ukusebenzisa**
 usually **ngesiqhelo**
 very **kakhulu**
 vicinity, in the **ngase-**
 village **ilali**; **idolophana (ii-)**
 visit, to **ukutyelela**; **ukuhambela**
 visitor **undwendwe (ii-)**
 voice **ilizwi (ama-)**
 wait (for), to **ukulinda**
 wake up, to **ukuvuka**
 walk, to (straight) **ukuhamba (ngqo)**
 wall **udonga (iin-)**
 wallet **isipaji (izi-)**
 want, to **ukufuna**

warm, be **-fudumele**
 wash, to **ukuhlamba**
 waste, to **ukuchitha**
 watch, to (e.g. TV) **ukubukela**
 water **amanzi**
 way **indlela (iin-)**
 weak **-buthathaka**
 wear, to **ukunxiba**
 weather **izulu**; **imozulu**
 weather forecast **uqikelelo lwemozulu**
 week **iveki (ii-)**
 weekend **impela-veki (iim-)**
 weight **ubanzima**
 welcome! **wamkelekile/namkelekile!**
 welcome, to **ukwamkela**
 well **kakuhle**
 well, to be **ukuphila**
 wet **-manzi**
 what? **ntoni?**
 whatever **nokuba yintoni**
 when **xa**, when? **nini?**
 where? **phi?** whereabouts? **ndawoni?**
 white **-mhlophe**
 who? **-bani?**
 why? **kutheni?**
 wide **-banzi**
 wife **inkosikazi (amakhosikazi)**
 wind **umoya (imi-)**
 window **ifestile (ii-)**
 wipe, to **ukusula**
 wish, to **ukunqwenela**
 woman **umfazi (aba-)**; **ibhinqa (ama-)**
 word **igama (ama-)**
 work **umsebenzi (imi-)**
 work, to **ukusebenza**; **ukuphangela**
 world **ihlabathi**
 worry, to **ukukhathazeka**
 worry oneself, to **ukuzikhathaza**
 write, to **ukubhala**
 year **unyaka (imi-)**
 yellow **-lubhelu**
 yesterday **izolo**
 young **-tsha**

Bibliography

Xhosa language

- Kirsch, B. and Skorge, S., *Masithethe isiXhosa*, Cape Town, Juta & Co. 1995.
- Lanham, L.W., Riordan, J., Mathiso, M., Davey, A.S., Bentele, S.V. and Mahlasela, B. *Lumko Self-instruction Course in Xhosa*, Grahamstown, Institute of Social and Economical Research, Rhodes University, 1969.
- McLaren, J., *A Xhosa Grammar* 4th edn., Cape Town, Longman, 1955.
- Pahl, H.W., *IsiXhosa* 3rd edn., Johannesburg, Educum, 1985.
- Satyo, S.C., *Igrama Noncwadi LwesiXhosa Ibanga 10*, Via Afrika, 1992.
- Zotwana, Z. S., *Xhosa in Context - from Novice to Intermediate*, Cape Town, Perskor, 1991.

Dictionaries

- Fischer, A., Weiss, E., Mdala, E. and Tshabe, S., *English-Xhosa Dictionary*, Cape Town, Oxford University Press, 1985.
- Godfrey, R., *A Xhosa-English Dictionary* 2nd edn., Lovedale Mission Press, 1918.
- McLaren, J., *A New Concise Xhosa-English Dictionary* 2nd edn., Cape Town, Longmans, 1963.
- Pahl, H.W. (ed.) *The Greater Dictionary of Xhosa* vol. 3. Alice, University of Fort Hare, 1989.
- South African Multi-Language Dictionary and Phrase Book, The Reader's Digest Association, Cape Town, 1991.

Literature and Further Reading

- Bongela, K.S.**, *IPhulo*, Cape Town, Maskew Miller Longman, 1977.
Jabavu, N., *The Ochre People*, London, John Murray, 1963.
Jolobe, J.J.R., *Amavo*, Johannesburg, Witwatersrand UP, 1973.
Jolobe, J.J.R. (ed), *Indyebo Yesihobe*, Johannesburg, Educum, 1970.
Jordan, A.C., *Towards an African Literature – The Emergence of Literary Form in Xhosa*, Berkeley and Los Angeles, University of California Press, 1973.
Magona, S., *To My Children's Children*, Cape Town, David Philip, 1990.
Magona, S., *Kubantwana Babantwana Bam*, Cape Town, David Philip, 1995.
Mandela, N.R., *Long Walk to Freedom*, Randburg, Purnell, 1994.
Mesatywa, E.W.M., *Izaci namaQhalo EsiXhosa*, Cape Town, Longman Southern Africa (Pty) Ltd, 1954.
Peires, J.B., *The House of Phalo*, Johannesburg, Ravan Press, 1981.

Index

- adjectival concord **6.2**
 adjectives (as attributives) **6.2**; (as predicates) **8.1**;
 negative **15.5**
 adjectival **ni?** (interrogative) **15.6**
 adverbs **4.7**; **6.8**
 abstract noun **6.2**
 'and' connecting clauses **16.3**
 'and' connecting nouns **2.9**; **16.3**
 'and' connecting verbs **8.2**; **16.3**
 'and' summary **16.3**
 anybody / anything / anytime / anywhere **16.2**
 augmentative suffix **-kazi** **4.3**
 auxiliary verbs **8.3**
-ba (verb 'be') **10.3**
 borrowed words *u-*, *i-* (occupations) **4.2** (see also Xhosalised words)
 'both' **14.3**
 'can': different ways of expressing 'can' **6.6**
 colours **6.2**
 comparison **14.1**
 conditional constructions **15.1**
 conjunctions **kuba**, **kodwa**, **ukuba**, **xa** **3.8**; **ukuze** **9.6**
 continuous recent past tense **12.2**
 continuous remote past tense **12.3**
 copulative **-ng-** 'am / is' **ngubani?** **2.5**; **11.1**; **11.2**
 copulative **-ng-** (all), *l-*, *y-*, *k-* **4.1**; **11.1**; **11.2**
 copulative negative **15.3**
 days of the week **6.7**
 demonstratives **4.4**; **9.5**
 derivation from verbs (occupations) **4.2**
 descriptives (attributives) **6.2**; (predicates) **8.1**;
 negative **15.5**
 diminutive suffix **-ana** **10.1**
 direct address **4.4**
 each **9.2**
 emphatic pronouns **3.2**; **9.3**; **11.2**

emphatic pronouns, copulative, negative 15.4
 emphatic pronouns, summary 16.4
 'every/all' 6.1
 exclamations 15.7
 future tense, positive, negative 6.4
 'have' = **na-** 2.9
 here is/are = **nanku**, etc. 5.4
 ideophones 5; 14.6
 idioms 10.1
 -**ile** verbal forms (functioning as adjectives) 5.6
 imperative (see instructions)
 impersonal **ku-** (equivalent to English 'it') 3.6
 infinitive 2.4
 infixes -**nga-** 2.3; -**ya-** 2.2; 3.7; -**sa-** 2.3
 initial vowel of nouns (omission) 4.4
 instructions 1.3; 4.5; 7.2; 10.4; negative 6.5
 instructions with OC 4.5
 interrogative adj. -**ni?** 15.6
 interrogatives -**njani?**, **phi?** 1.5; 4.8; 5.3
 -**bani?** 2.7
 phi? 8.5
 nini? 3.7
 ntoni? 3.7; 11.7
ka- (with adverbs) 6.8
 -**ka-** 'not yet' 13.3
 -**kazi** (suffix) 4.3
kha- 7.4
 -**kho / -khona** 11.3
 kinship terms
kodwa conjunction 3.7
ku- (impersonal) 3.6
kuba conjunction 3.7
kubalulekile + subjunctive 4.5
kufuneka + subjunctive 4.5
kuna- 'than' 14.1
kutheni 8.4
 latent **i-** verbs 7.2
 locative (**ku-/kwi-**, **e-**) 1.6; 4.8; 15.6
 locative in, at (time) 6.7
 locative -**l-** and -**s-** 4.7; 5.3; 10.3
ma- 'let' 4.5
 monosyllabic verbs 7.1
 months 6.7
 'much' 14.2
musa / musani 6.5

na- 'and, with' 2.9, 8.5
na- + abstract nouns 6.2
na- summary 16.3
 -**na-** 'have' 2.9
 -**na-** 'have' with emphatic pronouns 9.3
 -**nakho uku-** > -**noku-** (-negative **naku-**) 6.6
nanku etc. 5.4
 negative SC **andi-** ... **aba** 3.3; (all) 6.3
 negative -**nga-/nge-** 15.2
nga- preposition 4.7; 6.7; 6.8; 8.5; 9.3
 -**nga-** 'may, can' 2.3; 6.6
 -**ni?** (<**ntoni**) 11.7; after -**ela** ('why') 8.4
 -**ni?** 'what sort/kind' 15.6
njenga- 14.1
 -**no-** 'mother of' 4.2
 -**noku-** (<**nakho uku-**), neg -**naku-** 6.6
 noun classes (all) 3.1
 noun prefixes and stems 3.1; 5
 nouns omitting initial vowel 4.4
 numerals 11.5
 object concords 2.6; 5.1; 6.4
 occupations 4.2
 -**odwa** 10.2
 omission of initial vowel 4.4
 -**onke** 6.1
 ordinal numbers 11.5
 participial 12.1
 passive 10.1
 personal pronouns (equivalent to English) (see subject / object concords)
phi? ('where?') 4.8; 5.3
 -**phi?** ('which?') 8.5
 place names 16.5
 possessive adjectives 2.8; 14.4
 possessive concord 5.2; 14.4
 possessives, nominal 5.2; 11.6; 13.1
 possessives, nominal Class 1/1a 9.1
 possessive pronouns 'mine' etc. 14.5
 preposition **nga-** 4.7
 prepositions followed by **kwa-** 11.4
 prepositions (equivalent to English) see locatives
 present tense positive and negative 2.2; 3.3; 6.3
 pronouns 1.1; 2.1
 proper names 1.2; 10.1
 proverbs 10.1
 questions 1.5